

## GOODS AND SERVICES TAX

यहा पर हम goods and services tax के बारे मे जानेगे |



# GST

## Goods and Services Tax

यदि आप का कोई business है या आप accountant है तो आपके लिय GST की जानकारी होना जरूरी है हम यहा पर इन questions की जानकारी लेंगे जिनके answer जानने आपको जरूरी है हम यहा पर सीखेगे |

## GST : Goods and Services Tax

What we are going to learn

1. Indian business scenario.
2. Taxation System in India.
3. Taxes in India.
4. What is GST ?
5. GST implementation in India.
6. Dual taxation system in India.
7. How to register business under GST?
8. GST Input tax credits
9. Difference b/w Existing Tax System and GST.
10. GST benefits.
11. GST rates in India.
12. GST Journal Entries
13. Online GST Returns and payments.

यहा पर हम भारत के business प्रारूप को जानेगे

manufacturer वह व्यक्ति को प्रोडक्ट को बनाते है

traders वह लोग जो goods को एक जगह से purchase करके दूसरी जगह sale देती हैं

services provider वह लोग जो goods को खरीदते बेचते नहीं हैं services देते हैं |

## GST : Goods and Services Tax

### 1. Indian business scenario.

**Manufacturers**

You come in this category, if you are from manufacturing line like in production of any product.

**Traders**

You come in this category, if you are in trading. You buy goods and then sales them again.

**Service providers**

You provide services like Doctors, Lawyers, Teachers.

यदि आप manufacturer हैं traders हैं या services provider हैं आपको tax देना पड़ता है tax central govt or state govt द्वारा लगाया जाता है |

# GST : Goods and Services Tax

## 2. Taxation System in India.

Taxes are levied by the Central Government and the state governments in India .

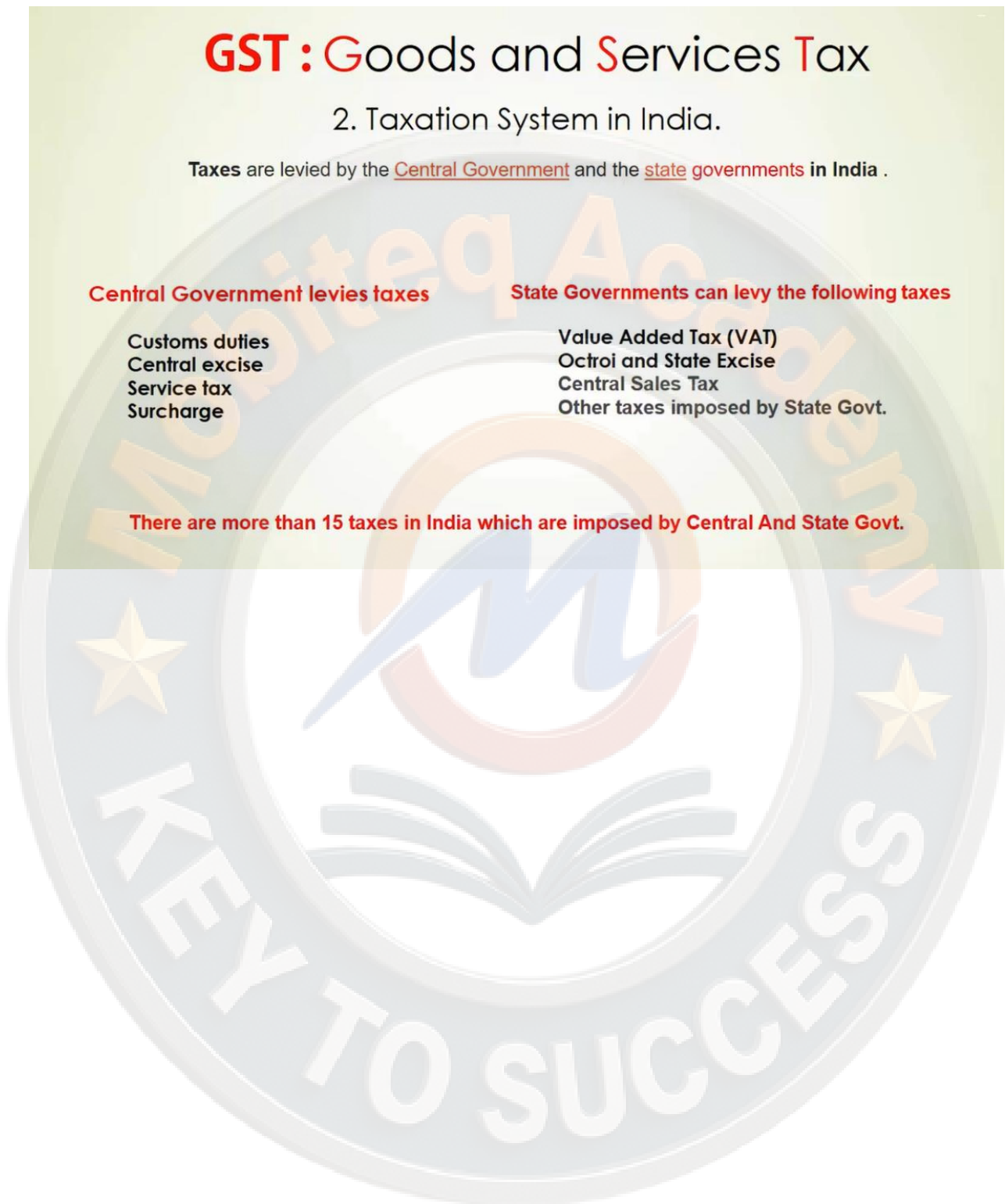
### Central Government levies taxes

Customs duties  
Central excise  
Service tax  
Surcharge

### State Governments can levy the following taxes

Value Added Tax (VAT)  
Octroi and State Excise  
Central Sales Tax  
Other taxes imposed by State Govt.

**There are more than 15 taxes in India which are imposed by Central And State Govt.**



भारत में 15 से ज्यादा taxes central govt or state govt द्वारा लगाये जाते हैं यदि हम अपने state में ही dealing करते हैं तो यह intrastate dealing कहलाती है इसके tax state govt प्राप्त करती है or यदि हम अपने state से दूसरे state के साथ dealing करते हैं तो वह intrastate dealing कहलाती है or इसके tax rate अलग होते हैं ।

**GST : Goods and Services Tax**

3. Taxes in India.

- Manufacturers
- Traders
- Service providers

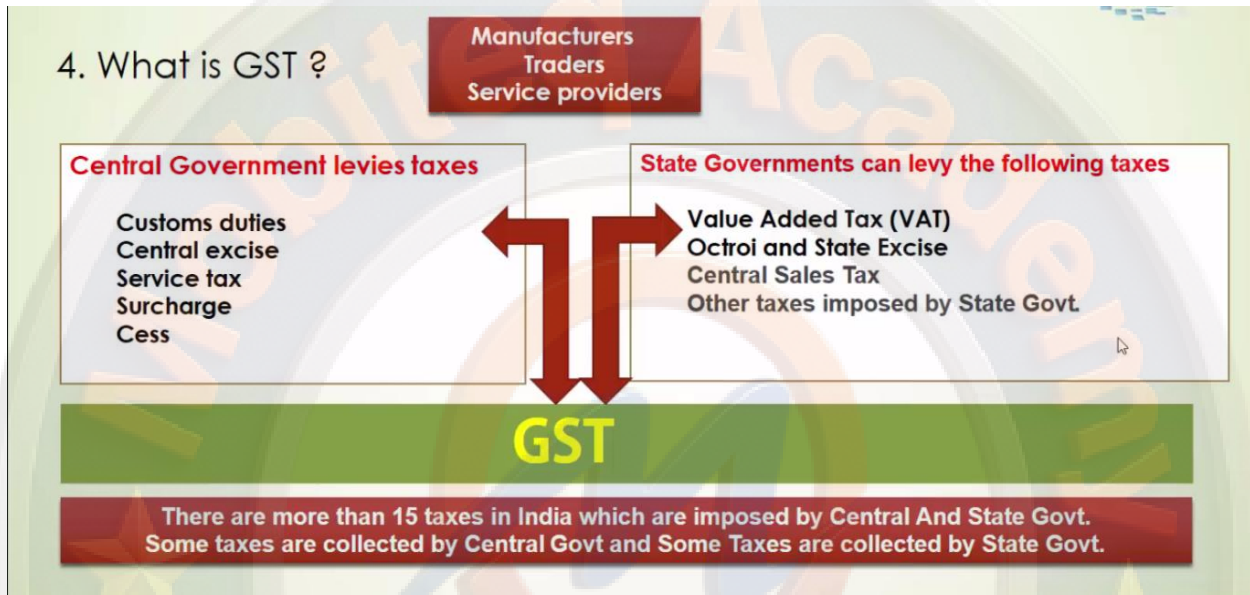
Intrastate  
Other state

Interstate  
Within state

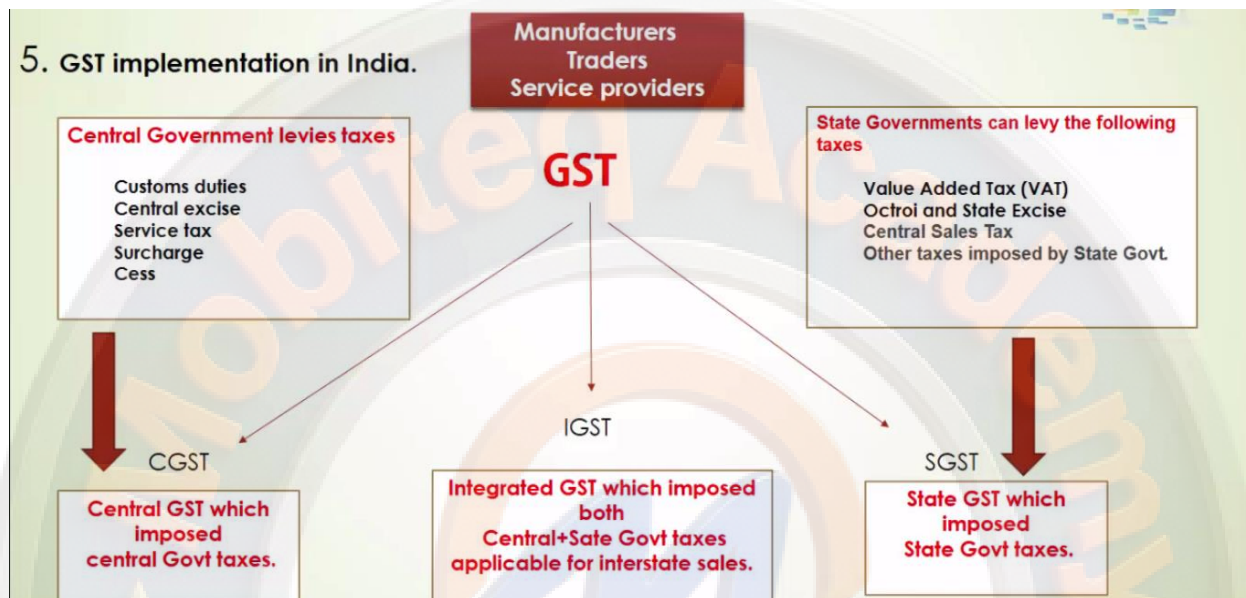
There are more than 15 taxes in India which are imposed by Central And State Govt.  
Some taxes are collected by Central Govt and Some Taxes are collected by State Govt.

**GST IMPLIMENT**

gst एक indirect tax के रूप में implement होगा इसमें सभी taxes को एक single tax format में बदल दिया जायेगा जिसे हम gst कहेंगे ये दोनों पर apply होगा goods पर or services पर gst के द्वारा business करना आसान हो जायेगा ।



यहा पर gst को impliment करेगे gst को 3 भागों मे बांटा गया है जो tax central govt को देना है वो cgst है or जो state govt को देना है वो sgst है यदि हम interstate dealing करते है तो ये हमे igst यानि की indigrated gst देना होगा जिसमे central or state दोनों का tax शामिल रहेगा |



यदि हम within state dealing करते है तो आपको cgst or sgst charge होगा or यदि आप other state dealing करते है cgst or igst charge होगा |




## HOW TO REGISTER YOUR BUSINESS UNDER GST

Gst की registration करने के लिय आप भारत सरकार की [www.gst.gov.in](http://www.gst.gov.in) पर जा सकते है यदि आपकी पहले से user id है तो existing user login पर click करे यदि नही है तो new user login पर click करे |

## 7. How to register business under GST?

## GST: Goods and Service



The screenshot shows the GST registration portal (www.gst.gov.in) with the following content:

- Page title: Goods and Services Tax
- Section: Get Ready for GST
- Target audience: Existing Taxpayers of VAT, Service Tax, Central Excise
- Instructions for smooth transition to GST:
  - Enroll yourself for smooth transition to GST
  - Your provisional ID will come from your tax officer
  - Update profile information and upload documents
  - Enrolment is being taken up in a staggered manner
- Links: Click here for Enrolment Schedule for your state, Already enrolled? Click Existing User Login
- Buttons: NEW USER LOGIN, EXISTING USER LOGIN

new user login पर click करते है तो आप यहां पर i agree to के आगे वाले box को click करके continue कर सकते है |

## 7. How to register business under GST?

**GST : Goods and Serv**

Secure | <https://services.gst.gov.in/services/newlogin>

Skip to Main Content A+ A-

**Goods and Services Tax** Login

Home Login

GSTN has been assigned the task of collection of data of existing taxpayers as a step towards advance preparation for their smooth transition to GST. Existing Taxpayers can enroll themselves through provisionally provided GSTIN (Goods and Services Tax Identification Number) called as Provisional ID and update their business related details on the GST portal.

I agree to provide details as per the provisions of Proposed Model Goods and Services Tax Act (GST Act).

**CONTINUE**

**Steps to complete Provisional Registration**

- Step 1: Enter the Username (Provisional ID) and Password provided to you by your State VAT / Central Excise / Service Tax Authority
- Step 2: Enter Mobile Number and Email Address of the authorized signatory of the business entity All future correspondence from the GST portal will be sent on this registered Mobile Number and Email Address
- Step 3: Enter OTP sent on Mobile Number and Email Address provided by you
- Step 4: Enter information and upload scanned images as mentioned in provisional registration form

Please read the User Guide and FAQ (links available in the footer) before proceeding ahead.  
In case of any queries please contact our Help Desk Number or Email Address mentioned in the footer.

[Important Links](#) [Policies](#) [Related Sites](#) [Help](#) [Contact Us](#)

continue करने के बाद यहा पर बहुत सारे segment दिए गये है हमे इनमे से हर segment मे से किसी एक को upload करना है वह jpg,pdf किसी भी format मे हो सकती है |

## 7. How to register business under GST?

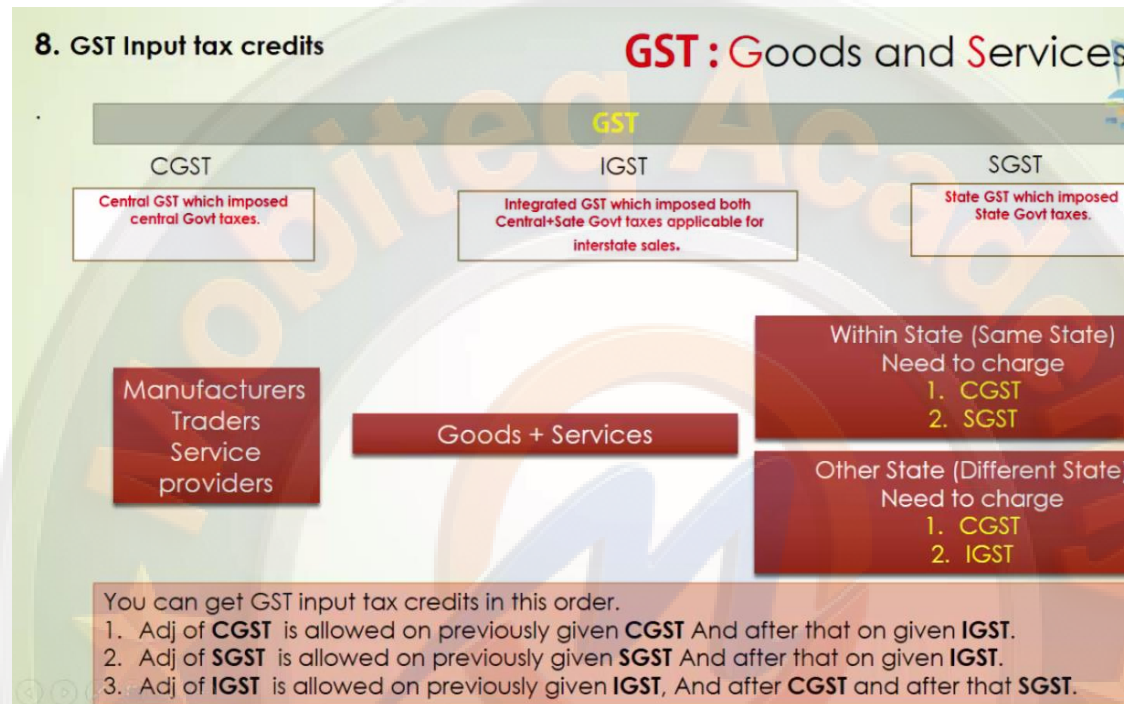
## GST: Goods and Service

Keep these following document are ready for your GST registration

Section	Document Required (Any one in each section)	Type of Attachment
Constitution of Business	Partnership Deed	JPG, PDF
	Registration Certificate	JPG, PDF
Principle place of business	Memorandum of Association and Articles of Association	JPG, PDF
	Bye-laws of Society	JPG, PDF
	Tax Paid Receipt	JPG, PDF
	Municipal Khata Copy	JPG, PDF
	Electricity Bill	JPG, PDF
	Rent / Lease agreement	JPG, PDF
	Consent Letter	JPG, PDF
	Any other Certificate / document issued by Government	JPG, PDF
	Any other Certificate or record from Govt department	JPG, PDF
	Bank Statement	JPG, PDF
Details of authorized signatory	Letter of Authorisation	JPG, PDF
	Copy of resolution passed by BoD / Managing Committee	JPG, PDF
Details of Bank Accounts	First page of Pass Book	JPG, PDF
	Bank Statement	JPG, PDF
Photo	Photo	JPG
Others	Any other documents	JPG, PDF
	Any supporting documents	JPG, PDF

**GST INPUT TAX CREDITS**


input tax credit का अर्थ है की जब हम purchase करेगे तो gst pay करेगे or आगे sale करेगे तो gst को प्राप्त भी करेगे pay किये हुए gst or प्राप्त हुए gst को घटा दिया जाये तो net gst रह जायेगा जो हमे pay करने होता है तो इस तरह से purchase पर दिया गया gst input tax credit रहेगा ।



## 9. Difference b/w Existing Tax System and GST.



DEALER	COST	PROFIT 20%	SELLING PRICE	EXCISE 12%	CST 12%	VAT 5%	FINAL PRICE	TAX PAID	TAX RECEIVED	PAID TAX
HARYANA A	1000	200	1200	144			1344		144	144
HARYANA B	1344	269	1613			81	1693		81	81
HARYANA C	1693	339	2032			102	2134	81	102	21
HARYANA D	2134	427	2560		307		2868		307	307
DEALER	COST	PROFIT 20%	SELLING PRICE	EXCISE 12%	CST 12%	VAT 12%	FINAL PRICE	TAX PAID	TAX RECEIVED	PAID TAX
PUNJAB	2868	574	3441			413	3854		413	413
PUNJAB	3854	771	4625			555	5180	413	555	142
PUNJAB	5180	1036	6216			746	6962 Customer	555	746	191
one rupees diff is due to decimal calculations										
1298										
DEALER	COST	PROFIT 20%	SELLING PRICE	GST 18%	FINAL PRICE	GST TAX PAID	GST TAX RECEIVED	PAID TAX		
HARYANA A	1000	200	1200	216	1416		216	216		
HARYANA B	1200		1440		1699					






	A	B	C	D	E	F	G	H	I	J	K	L	
10			HARYANA	D	2134		2560					2362	
11	G					427			307				
12	S			DEALER	COST	PROFIT	SELLING PRICE	EXCISE	CST	VAT		FINAL PRICE	
13	T				20%			12%	12%	12%		TA	
14			PUNJAB	E	2868		3441					3854	
15						574				413			
16			PUNJAB	F	3854		4625					5180	
17						771				555			
18			PUNJAB	G	5180		6216					6962	
19						1036				746		Customer	
20													
21					one rupees diff is due to decimal calculations								
22													
23				DEALER	COST	PROFIT	SELLING PRICE	GST	FINAL PRICE	GST			
24						20%		18%		TAX PAID	TAX RECEIVED	PAID TAX	
25			HARYANA	A	1000		1200		1416				
26	W		WITHIN STATE			200		216			216	216	
27	I		HARYANA	B	1200		1440		1699				
28	T		WITHIN STATE			240		259		216	259	43	
29	H		HARYANA	C	1440		1728		2039				
30			WITHIN STATE			288		311		259	311	52	
31	G		HARYANA	D	1728		2074		2447				
32	S		OTHER STATE			346		373		311	373	62	

one rupees diff is due to decimal calculations

	DEALER	COST	PROFIT	SELLING PRICE	GST	FINAL PRICE	GST		
			20%		18%		TAX PAID	TAX RECEIVED	PAID TAX
	HARYANA A	1000		1200		1416			
	WITHIN STATE		200		216			216	216
	HARYANA B	1200		1440		1699			
	WITHIN STATE		240		259		216	259	43
	HARYANA C	1440		1728		2039			
	WITHIN STATE		288		311		259	311	52
	HARYANA D	1728		2074		2447			
	OTHER STATE		346		373		311	373	62
	DEALER	COST	PROFIT	SELLING PRICE	GST	FINAL PRICE	GST		
			20%		18%		TAX PAID	TAX RECEIVED	PAID TAX
	PUNJAB E	2074		2489		2937			
	WITHIN STATE		415		448		373	448	75
	PUNJAB F	2489		2987		3524			
	WITHIN STATE		498		538		448	538	90
	PUNJAB G	2987		3584		4229			
	WITHIN STATE		597		645	Customer	538	645	108
									645



25		HARYANA A	1000		1200		1416				
26	W	WITHIN STATE		200		216		216	216		
27	I	HARYANA B	1200		1440		1699				
28	T	WITHIN STATE		240		259		216	259	43	
29	H	HARYANA C	1440		1728		2039				
30		WITHIN STATE		288		311		259	311	52	
31	G	HARYANA D	1728		2074		2447				
32	S	OTHER STATE		346		373		311	373	62	
33	T		DEALER	COST	PROFIT	SELLING PRICE	GST	FINAL PRICE	GST		
34					20%		18%		TAX PAID	TAX RECEIVED	PAID TAX
35		PUNJAB E	2074		2489		2937				
36		WITHIN STATE		415		448		373	448	75	
37		PUNJAB F	2489		2987		3524				
38		WITHIN STATE		498		538		448	538	90	
39		PUNJAB G	2987		3584		4229				
40		WITHIN STATE		597		645	Customer	538	645	108	
41											645
42											
43											

Ready

Search the web and Windows



gst के benefit निम्नलिखित है :-

## 10. GST benefits

**GST**: Goods and Service

### GST

1. 17 **indirect taxes will be replaced** by SINGLE GST SYSTEM and it makes levies and complia costs fall down.
2. Wasted time at state borders for tax collection centers, creates slow movement of truck makes easy to reach at destination place with **less costing**.
3. GST will provide **benefits to less develop states**, because they can get more earning from tax system.
4. All industries get the **benefit of input tax credit** system which we workout in last given example.
5. GDP gets a **growth of 1% to 2%** directly.
6. **Business** will be **easy** using GST tax system.
7. Customer will be **charged less** and genuine prices.
8. These are just few benefits, **many more to come** after implementation.



KEY TO SUCCESS

**11. GST rates in India.****GST:** Goods and Service**GST**

<b>GST %</b>	<b>CATEGORY</b>
<b>0-5</b>	<b>FOOD ITEMS</b>
<b>5-12</b>	<b>DAILY USAGE</b>
<b>12-18</b>	<b>GENERAL ITEMS</b>
<b>18-30</b>	<b>LUXURY ITEMS</b>



हम gst को एक example के द्वारा समझेगे जिसमे हम लोग basics से लेकर advance तक जाने वाले है आइये शुरू करते tally 9 ERP मे gst को किस प्रकार प्रयोग कर सकते है

यहा पर एक table दिया गया है जिसमे कुछ entries specify की गयी है यहा पर चार column है date, particulars, amount और GST | GST में तीन column CGST SGST और IGST है

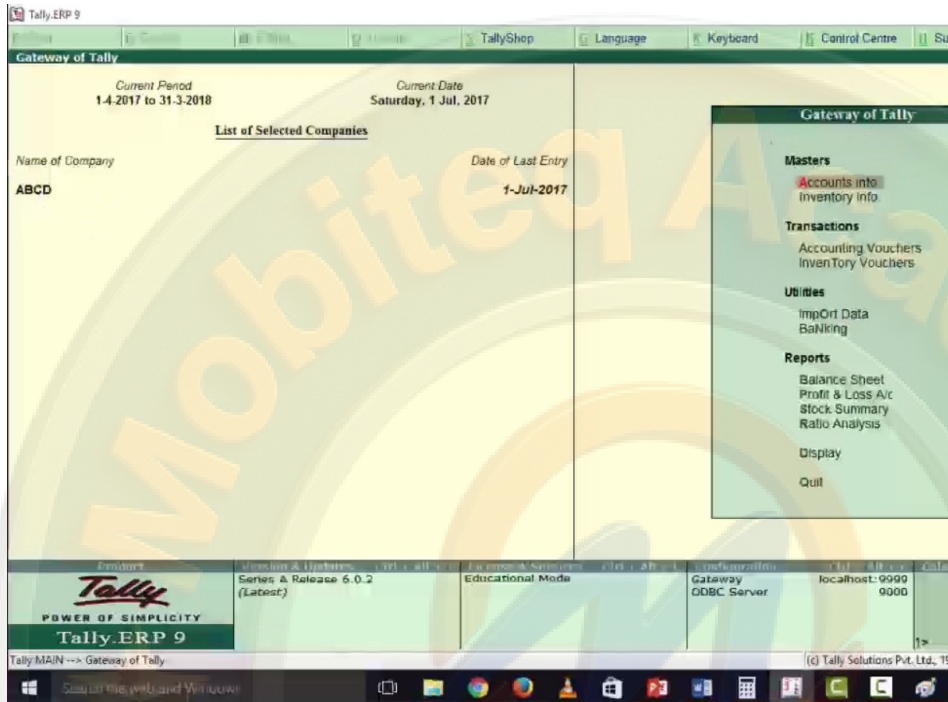
यह जो accounts है BITS COMPUTER AMBALA CITY के है यहा पर invested capital 10000, bank balance 150000, 5 laptop creative computer ambala, haryana से 10000/- एक laptop के हिसाब से purchase किया है gst 18% है जिसमे 9% cgst और 9% sgst तो laptop की amount हुई 50000 और cgst 9% हुई 4500 और sgst 9% हुई 4500 | 5 laptop Ctech computer ludhiana, punjab से 10000/- एक laptop के हिसाब से purchase किये है total amount 50000 हुई इसपर igst 18% है तो igst 9000/- हुई अब यहा जब हमने purchase haryana से की तो intra purchase मानी जाएगी और यदि हम purchase punjab से कर रहे है तो inter purchase मानी जाएगी इसी प्रकार हमने 5 laptop drone computer को 12000/- एक laptop के हिसाब से sale किये है इसकी amount 60000 हुई gst 18% है जिसमे 9% cgst 5400 की और 9% sgst 5400 की हुई। इसी प्रकार 5 laptop deepal computer rajpura, punjab में 13000/- एक laptop के हिसाब से sale किया है इसपर igst 18% है तो igst 11700/- की हुई जब हमने sale haryana में की तो intra sale मानी जाएगी और यदि हम sale punjab में कर रहे है तो inter sale मानी जाएगी और last में purchase करने के बाद और sale करने के बाद जो tax due रहेगा वह tax govt. को देना है |

BITS COMPUTERS AMBALA CITY		Tax Info	CGST	SGST	IGST
01/07/2017	Invested Capital In Cash	10000			
01/07/2017	Bank Balance In IDBI Bank Account	150000			
01/07/2017	Purchased 5 Laptops HP From, Creative Computer , Ambala , Haryana @10000 Each. Enter Gst 18% = Cgst 9%+ Sgst 9% Taxation Details In Invoice.	50000	Input 4500	Input 4500	
01/07/2017	Purchased 5 Laptops HP From Crech Computer, Ludhiana , Punjab @10000 Each Enter IGST 18% Taxation Details In Invoice.	50000			Input 9000
02/07/2017	Sold 5 Laptops HP To Drone Computers, Ambala , Haryana @12000 Each Enter GST 18%=CGST 9%+ SGST 9% Taxation Details In Invoice.	60000	Output 5400	Output 5400	
02/07/2017	Sold 5 Laptops HP From Deepal Computers , Rajpura , Punjab @13000 Each Enter IGST 18% Taxation Details In Invoice.	65000			Output 11700
31/07/2017	Paid Total Due Tax To Govt.	4500	900	900	2700

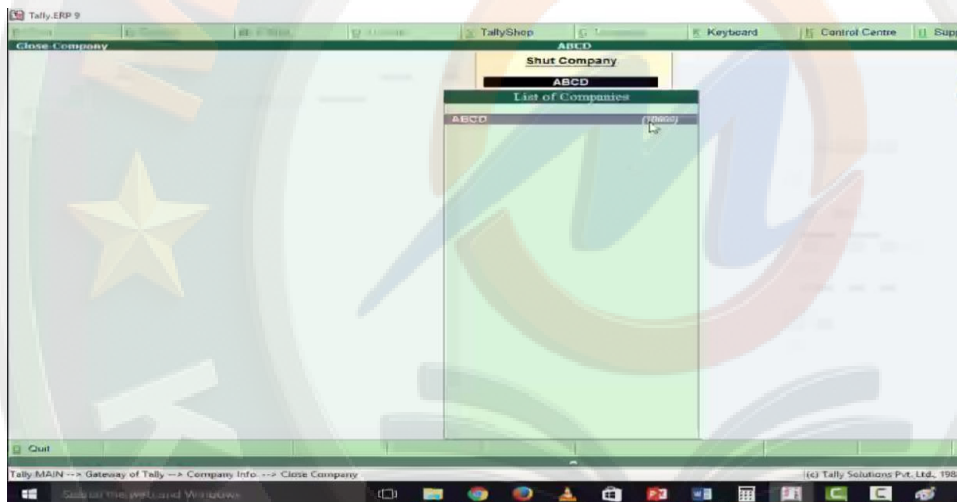
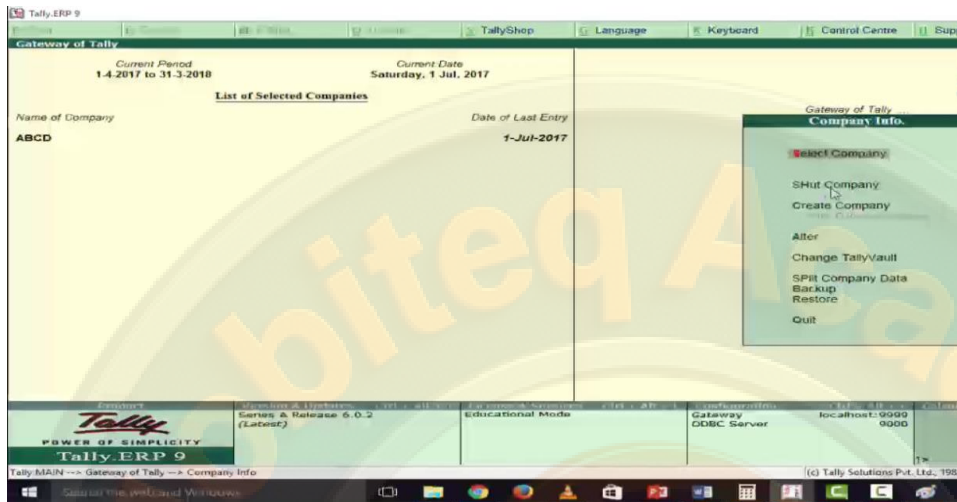
यहा पर ledger की list बना ली है जिनकी इन accounts को बनाने में आवश्यक है अब हम ledger create करेगे |

Required Ledgers For Tally Entries Using Common Ledgers	
S.No	Name
1	Capital
2	IDBI Bank A/C
3	Creative Computers Local Intrastate , Ambala
4	Ctech Computer Ludhiana , Punjab , Interstate
5	Drone Computers, Ambala , Haryana
6	Deepal Computers , Rajpura , Punjab
7	Purchase Intra State Local Hry
8	Purchase Inter State Other State Pb
9	Sales Intra State Local Hry
10	Sales Inter State Other State Pb
11	CGST
12	SGST
13	IGST
14	Laptop
15	Hp Laptop , Dell Laptop

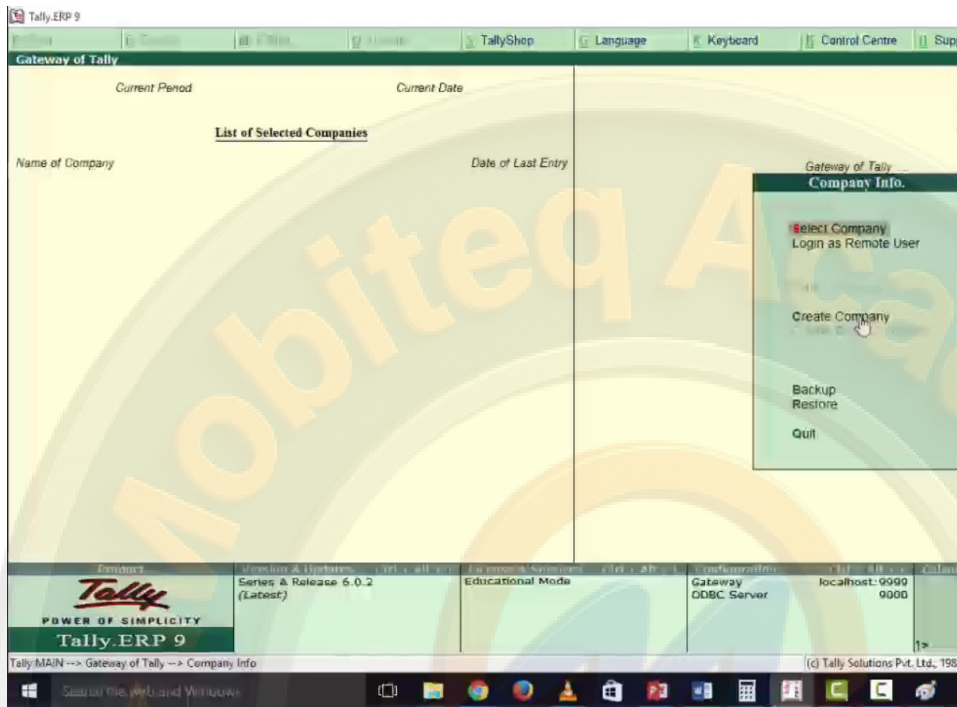
सबसे पहले हम company create करेगे यहा पर कोई और company open हो रखी है पहले हम इसको shut करेगे से cmp. info को select करेगे |



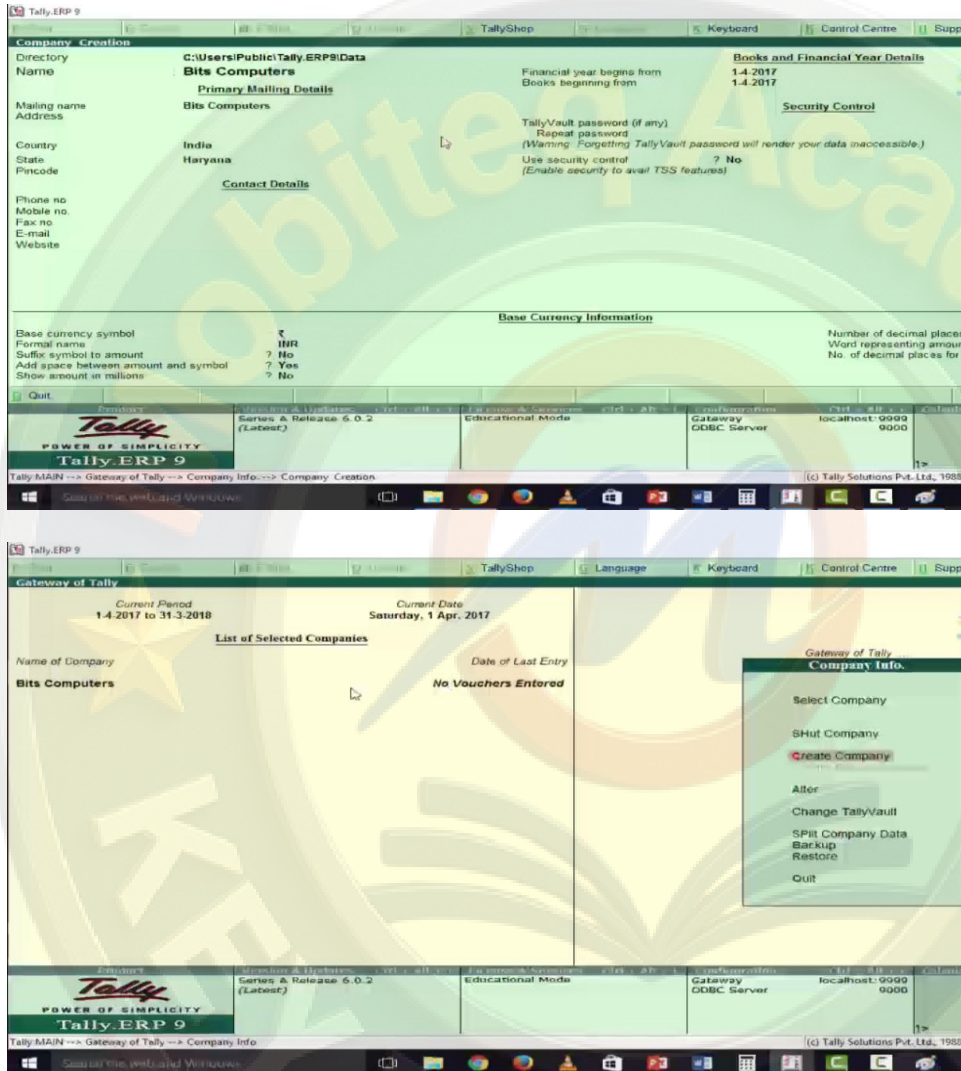
shut company को select करे |



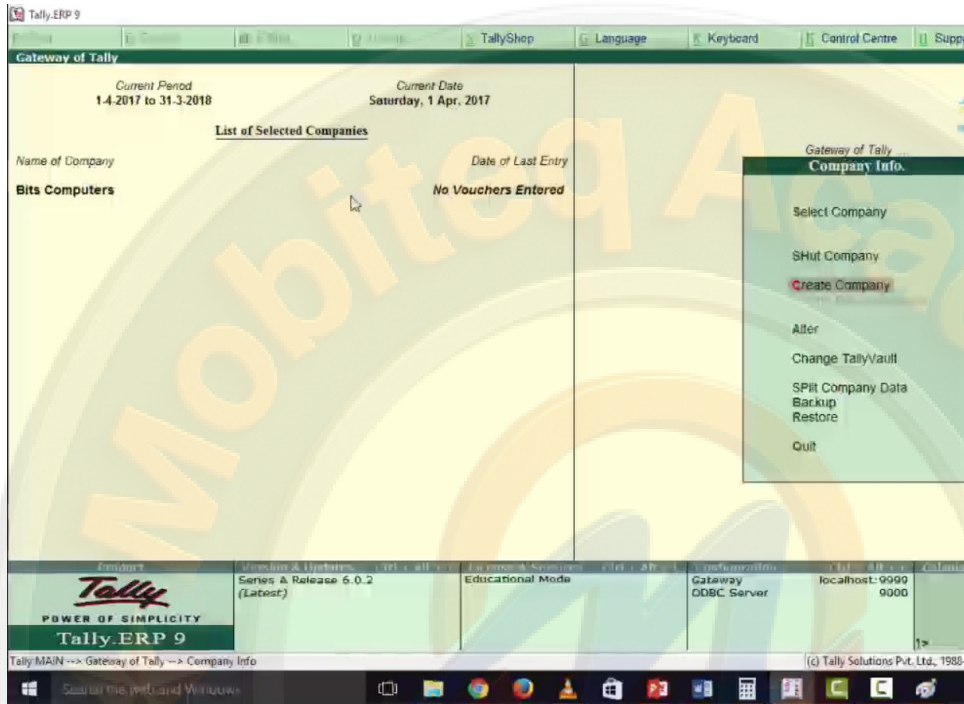
अब यहां से create company को select करे |



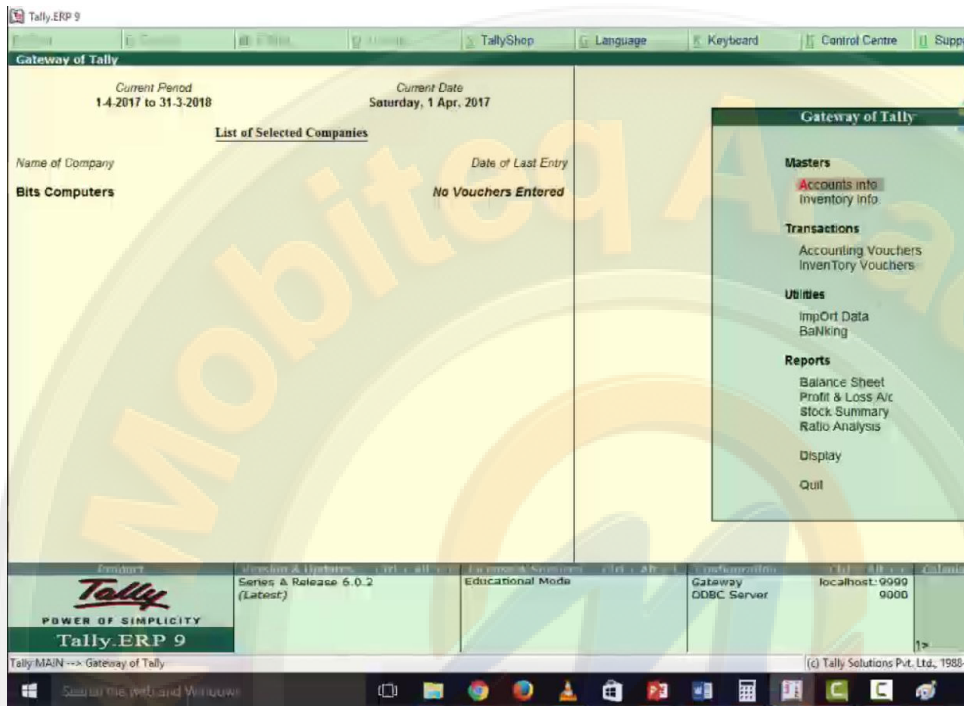
यहाँ company creation screen available हो जाएगी यहाँ पर company से related information fill करेगे और यहाँ से yes करे और company create हो जाएगी यहाँ पर bits computers के name से company create हो जाएगी ।



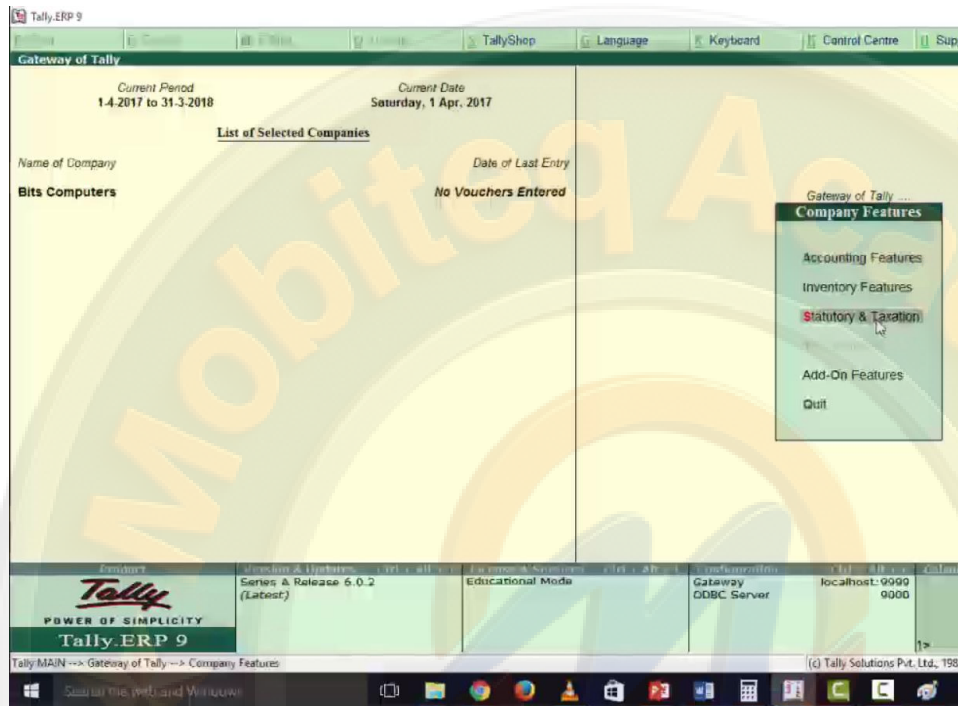
अब हम यहा से gst की setting करेगे ।



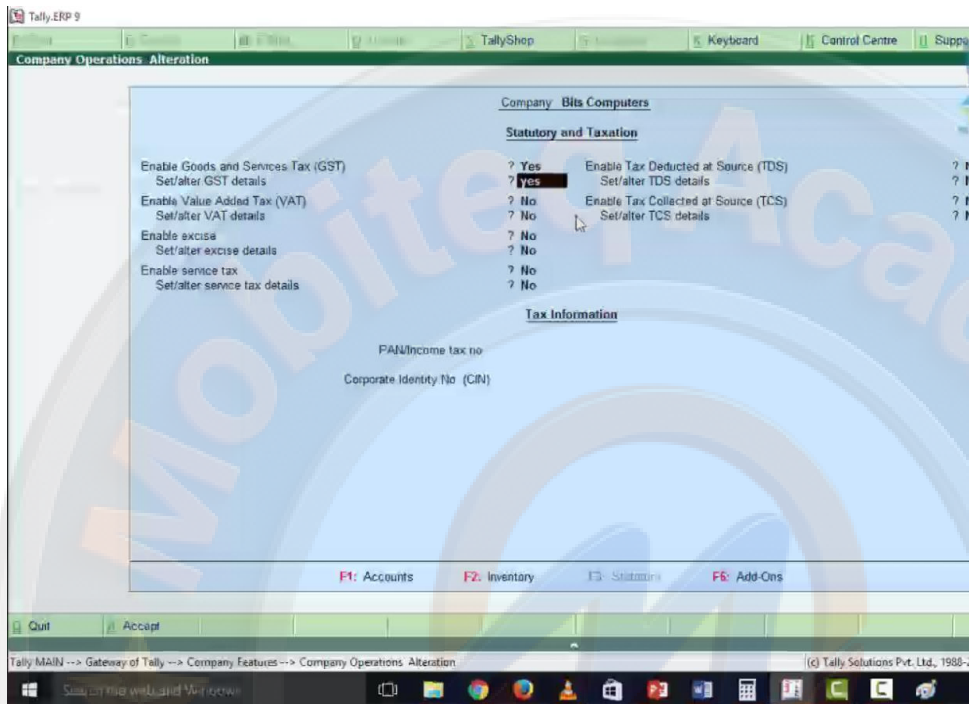
इसके लिये यहाँ features button को select करें।



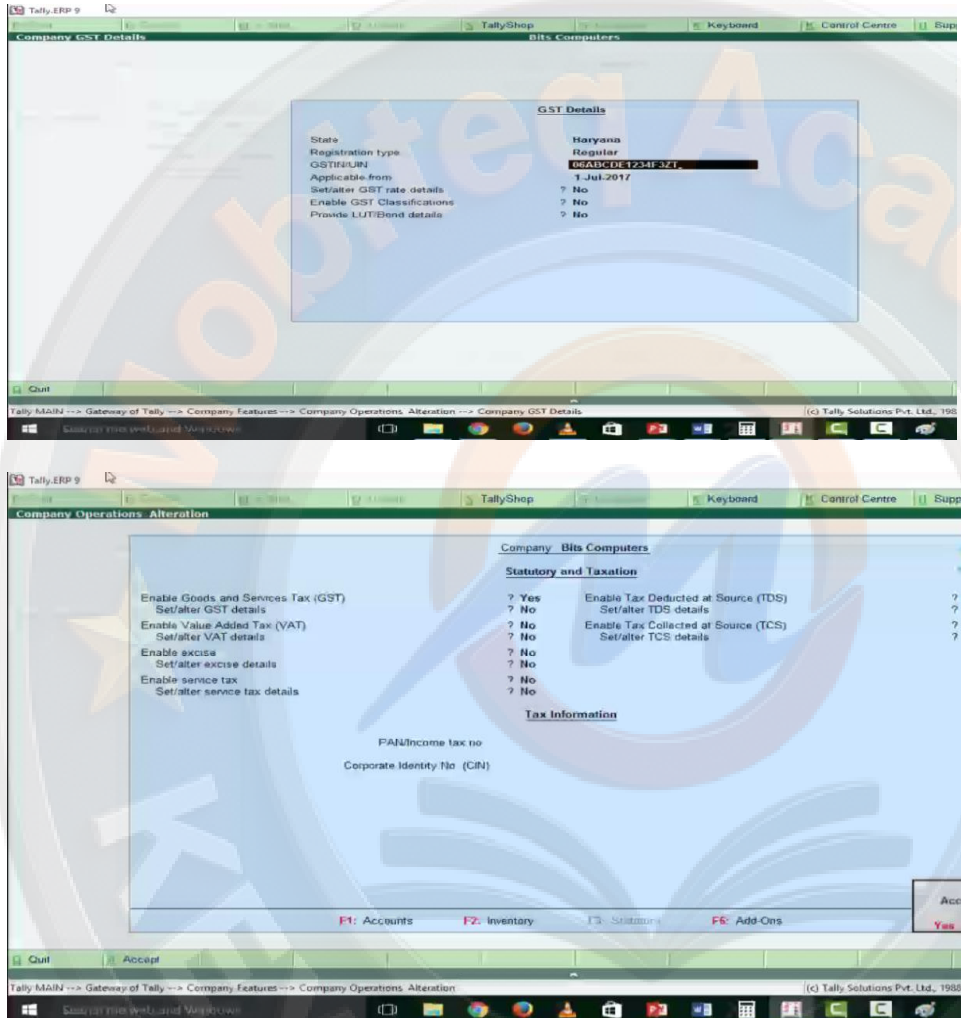
यहाँ से statutory & taxation को select करें।



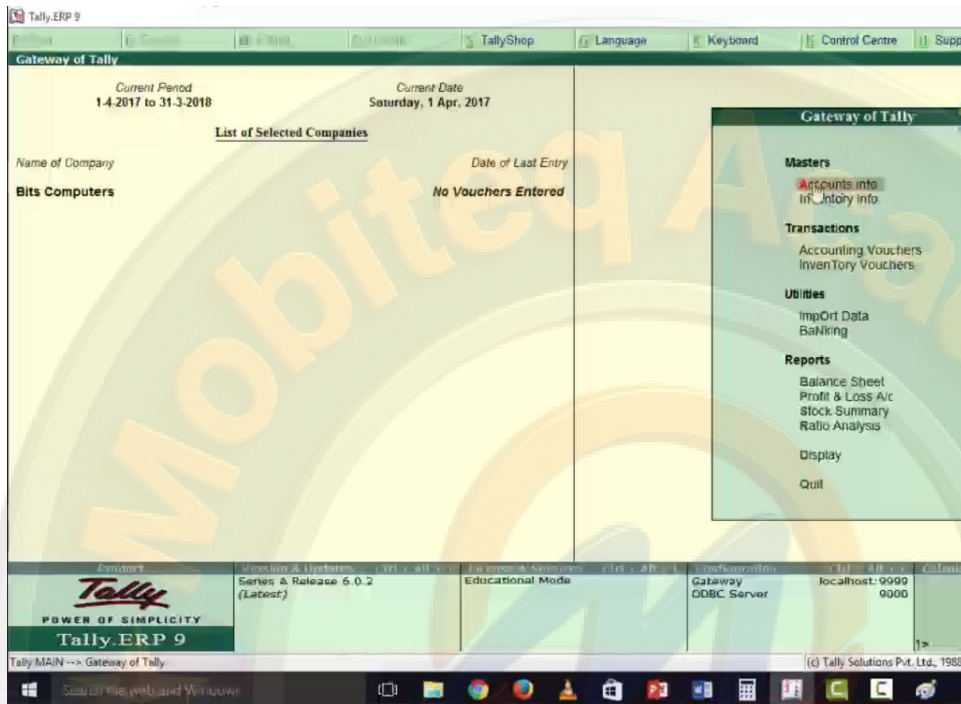
यहाँ से enable goods and services tax (GST) और set/alter GST details को yes कर ले और enter कर दे ।



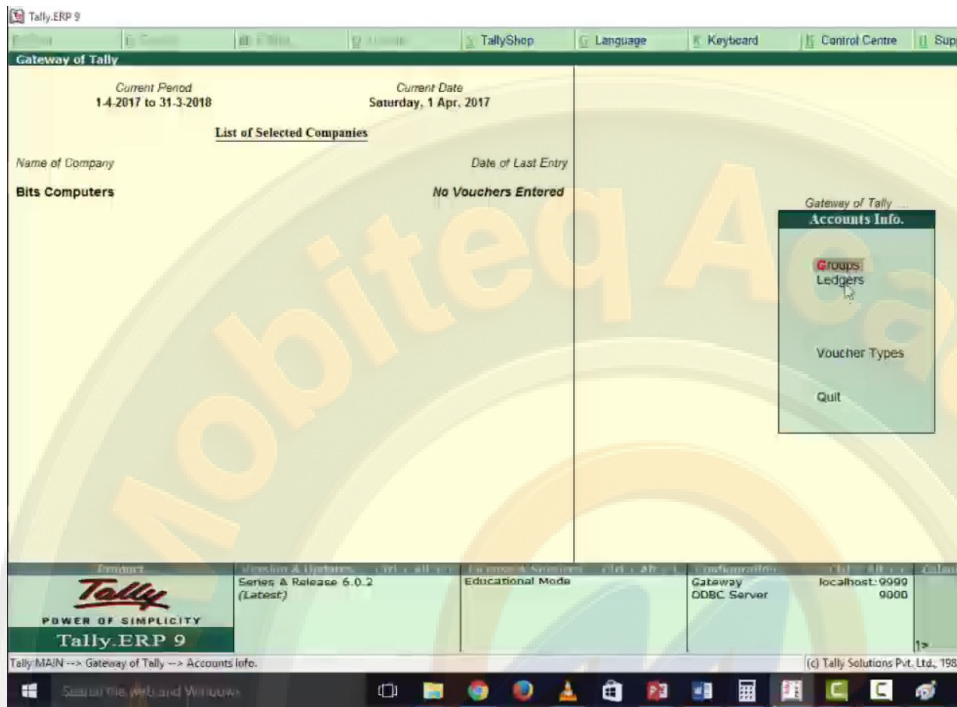
क्युकी हमारी company haryana base है तो इसने खुद ही select कर लिया है gst number fill करे applicable from 1-july-2017 क्युकी इससे पहले ये applicable नहीं था finally इसको yes करके activate कर लेते है ।



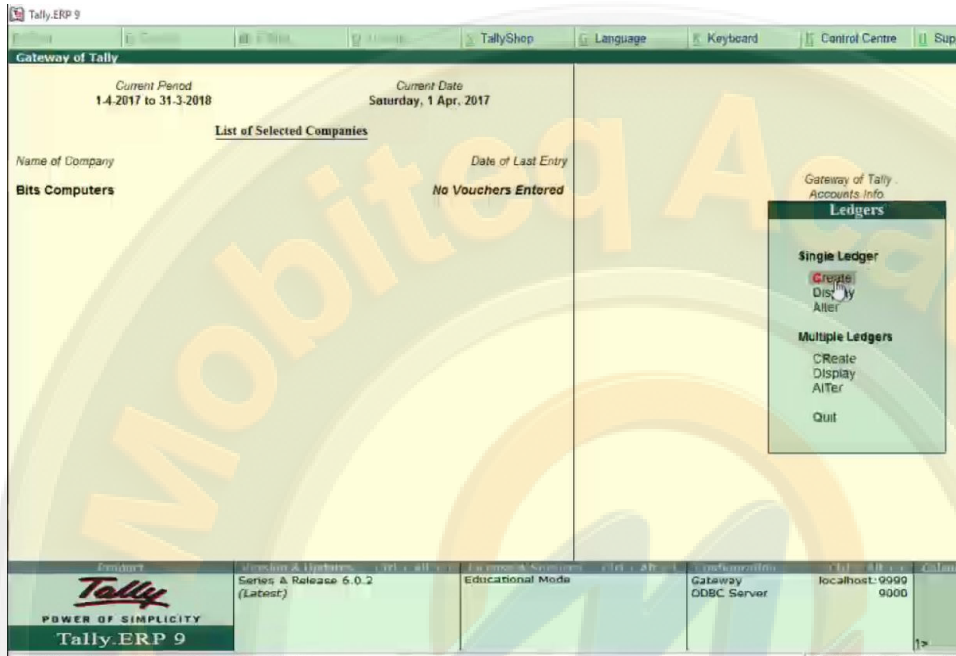
यहा पर सबसे पहले capital account बनाना है इसके लिये master के अंतर्गत account info को select करे |



सबसे पहले ledger बनाना है तो ledger को select कर लेंगे ।



फिर create को select कर लेते हैं ।



ledger creation screen available हो जाएगी यहा पर capital ledger को create करेगे और yes कर देंगे |

The screenshot shows the 'Ledger Creation' window in Tally ERP 9. The window title is 'Ledger Creation' and the company name is 'Bits Computers'. The ledger name is 'Capital A/c'. The 'Total Opening Balance' field is empty. The 'Under' field is 'Capital Account'. The 'Inventory values are affected' checkbox is checked with 'No'. The 'Mailing Details' section includes 'Name' (Capital A/c), 'Address', 'Country' (India), 'State' (Haryana), and 'Pincode'. The 'Provide bank details' checkbox is checked with 'No'. The 'Tax Registration Details' section includes 'PAN/IT No.' and 'Set/alter GST details' (checked with 'No'). At the bottom, there is an 'Opening Balance (on 1-Apr-2017):' field and an 'Accept?' dialog box with 'Yes' and 'No' buttons. The taskbar at the bottom shows the Windows Start button and various application icons.

Ledger Creation		Bits Computers		Total Opening Balance
Name (alias)	Capital A/c			
Under	Capital Account	Name	Capital A/c	
Inventory values are affected	? No	Address		
		Country	India	Pincode
		State	Haryana	
		Provide bank details	No	
		Tax Registration Details		
		PAN/IT No.		
		Set/alter GST details	? No	
Opening Balance (on 1-Apr-2017):		Accept ?		
		Yes No		

यहा पर idbi bank account ledger create की है ।

Tally.ERP 9

Bits Computers

**Ledger Creation**

Name IDBI BANK  
(alias)

**Total Opening Balance:**  
1,50,000.00 Dr  
**Difference:**  
1,50,000.00 Dr

**Bank Accounts (Current Assets)**

**Bank Account Details**

A/c holder's name Bits Computers  
A/c no. 1 Not Applicable  
IFS code  
Bank name  
Branch

**Bank Configuration**

Set cheque books ? No  
Set cheque printing configuration ? No

**Mailing Details**

Name IDBI BANK  
Address  
Country India  
State Haryana  
GSTIN/UIN  
Pincode

Opening Balance (on 1 Apr.2017) : 1,50,000.00 Dr

Accept ?  
Yes No

Quit Accept

Tally MAIN --> Gateway of Tally --> Accounts Info. --> Ledgers --> Ledger Creation (c) Tally Solutions Pvt. Ltd., 1988-

यहा पर creative computer ambala intra state का ledger create करेगे हम जैसे ही set gst details को yes करते है तो dealer की details दे सकते है।

The screenshot shows the 'Ledger Creation' window in Tally ERP 9. The ledger name is 'Creative Computer Ambala IntraSt Cr'. The 'Total Opening Balance' is 1,50,000.00 Dr, and the 'Difference' is also 1,50,000.00 Dr. The ledger is categorized under 'Sundry Creditors (Current Liabilities)'. The 'Mailing Details' section shows the name and address as 'Creative Computer Ambala IntraSt Cr', with country 'India' and state 'Haryana'. The 'Tax Registration Details' section shows 'Set/alter GST details' as 'Yes'. The opening balance is set for 1-Apr-2017.

Ledger Creation		Bits Computers		Total Opening Balance	
Name (alias)	Creative Computer Ambala IntraSt Cr			1,50,000.00	Dr
				Difference	
				1,50,000.00	Dr

Under		Mailing Details	
Sundry Creditors (Current Liabilities)		Creative Computer Ambala IntraSt Cr	
Maintain balances bill-by-bill	? Yes	Name Address	
Default credit period		Country	India
Check for credit days during voucher entry?	No	State	Haryana
Inventory values are affected	? No	Pincode	
		Provide bank details	No
		Tax Registration Details	
		PAN/IT No.	
		Set/alter GST details	? Yes

Opening Balance ( on 1-Apr-2017 ) :

Quit Accept

Tally: MAIN --> Gateway of Tally --> Accounts Info. --> Ledgers --> Ledger Creation (© Tally Solutions Pvt. Ltd., 1985)

finally हम इसको yes कर देते है ।

Tally.ERP 9

Gateway of Tally → Accounts Info. → Ledgers → Ledger Creation → GST Details

Bits Computers

**GST Details**

Registration type: Regular  
 GSTIN/ID: 96ADFCG1234A4Z5  
 Party Type:  Not Applicable  
 Is a e-Commerce operator: ? No

Quit

Tally MAIN → Gateway of Tally → Accounts Info. → Ledgers → Ledger Creation → GST Details (c) Tally Solutions Pvt. Ltd., 198

Tally.ERP 9

Gateway of Tally → Accounts Info. → Ledgers → Ledger Creation

Bits Computers

**Ledger Creation**

Name: Creative Computer Ambala IntraSt Cr  
 (alias)

Total Opening Balance: 1,50,000.00 Dr  
 Difference: 1,50,000.00 Dr

Under	Sundry Creditors (Current Liabilities)	Name Address	Billing Details Creative Computer Ambala IntraSt Cr
Maintain balances bill-by-bill	? Yes	Country	India
Default credit period	? No	State	Haryana
Check for credit days during voucher entry	? No	Pincode	
Inventory values are affected	? No	Provide bank details	No
		PAN/IT No.	
		Set/alter GST details	? Yes

Opening Balance (on 1-Apr-2017):

Accept ?  
 Yes No

Quit Accept

Tally MAIN → Gateway of Tally → Accounts Info. → Ledgers → Ledger Creation (c) Tally Solutions Pvt. Ltd., 198

यहा पर Ctech computer ludhiana punjab inter state ledger create किया है ।

Tally.ERP 9

Bits Computers

**Ledger Creation**

Name: Ctech Computer Ludhiana Pb Inter Cr  
(alias)

Total Opening Balance	
	1,50,000.00 Dr
	Difference
	1,50,000.00 Cr

Under: Sundry Creditors (Current Liabilities)

Maintain balances bill-by-bill ? Yes

Default credit period ?

Check for credit days during voucher entry ? No

Inventory values are affected ? No

Name: Ctech Computer Ludhiana Pb Inter Cr

Address: Puncinda

Country: India

State: Punjab

Provide bank details: No

Tax Registration Details

PAN/IT No: ?

Set/alter GST details ? Yes

Opening Balance (on 1-Apr-2017):

Accept ?  
Yes No

Quit Accept

Tally MAIN -> Gateway of Tally -> Accounts Info. -> Ledgers -> Ledger Creation (c) Tally Solutions Pvt. Ltd., 198

यहा पर drone computer ambala haryana का ledger create किया है ।

Tally, ERP 9

BITs Computers

**Ledger Creation**

Name (alias) Drone Computer Amb Hry Dr Intra

Total Opening Balance

1,50,000.00 Dr

Difference

1,50,000.00 Dr

Under **Sundry Debtors** (Current Assets)

Maintain balances bill-by-bill ? Yes

Default credit period

Check for credit days during voucher entry ? No

Inventory values are affected ? No

Name Address Drone Computer Amb Hry Dr Intra

Country India

State Haryana

Pincode

Provide bank details No

**Tax Registration Details**

PAN/IT No

Set/alter GST details ? Yes

Accept ?

Yes No

Opening Balance ( on 1-Apr.2017 ) :

Quit Accept

Tally MAIN --> Gateway of Tally --> Accounts Info. --> Ledgers --> Ledger Creation (c) Tally Solutions Pvt. Ltd., 19

इसी तरह से deepal computer rajpura punjab का ledger बनाया है ।

Tally.ERP 9

**Ledger Creation**      Bits Computers

Name      Deepal Computers Rajpura Pb Dr  
(alias)

<b>Total Opening Balance</b>	
	1,50,000.00 Dr
<b>Difference</b>	
	1,50,000.00 Dr

**Under**      Sundry Debtors  
(Current Assets)

Maintain balances bill-by-bill      ? Yes  
Default credit period  
Check for credit days dating voucher entry ? No  
Inventory values are affected      ? No

**Mailing Details**  
Name      Deepal Computers Rajpura Pb Dr  
Address  
Country      India  
State      Punjab      Pincode  
Provide bank details      No

**Tax Registration Details**  
PAN/IT No.  
Set/alter GST details      ? Yes

Opening Balance      ( on 1 Apr.2017 ) :

Accept ?  
Yes No

Quit      Accept

Tally:MAIN --> Gateway of Tally --> Accounts Info. --> Ledgers --> Ledger Creation      (c) Tally Solutions Pvt. Ltd., 1988-

Search the web and Windows

यहा पर हमने purchase intra state ledger create किया है ।

Tally.ERP 9

Bits Computers

**Ledger Creation**

Name: Purchase Intra State Local Hry  
(alias)

<b>Total Opening Balance</b>	
	1,50,000.00 Dr
<b>Difference</b>	
	1,50,000.00 Dr

Under: **Purchase Accounts**

Inventory values are affected: ? Yes

**Statutory Information**

Is GST Applicable: ? 1 Applicable  
Set/alter GST Details: ? No  
Type of Supply: Goods

**Mailing Details**

Name Address

Provide bank details: No

**Tax Registration Details**

PAN/IT No.

Opening Balance (on 1-Apr.2017):

Accept ?  
Yes No

Quit Accept

Tally MAIN -> Gateway of Tally -> Accounts Info. -> Ledgers -> Ledger Creation. (c) Tally Solutions Pvt. Ltd., 1988-

यहा पर purchase inter state ledger create किया है ।

Tally.ERP 9

Bits Computers

**Ledger Creation**

Name Purchase InterState Pbi Outside

(alias)

<b>Total Opening Balance:</b>	
	1,50,000.00 Dr
<b>Difference</b>	
	1,50,000.00 Dr

Under Purchase Accounts

Name Address

Inventory values are affected ? Yes

**Statutory Information**

Is GST Applicable ?  Applicable

Set/alter GST Details ? No

Type of Supply Goods

Provide bank details No

PAN/IT No

**Tax Registration Details**

Accept ?

Yes No

Opening Balance (on 1 Apr.2017) :

Quit Accept

Tally MAIN --> Gateway of Tally --> Accounts Info. --> Ledgers --> Ledger Creation (c) Tally Solutions Pvt. Ltd., 1988-20

Search the web and Windows

यहा पर intra state sale ledger create किया है ।

Tally.ERP 9

Bits Computers

**Ledger Creation**

Name: Sales Local Intra  
(alias)

Total Opening Balance	
	1,50,000.00 Dr
	Difference
	1,50,000.00 Dr

Under: Sales Accounts

Inventory values are affected: ? Yes

Statutory Information:

Is GST Applicable: ? Applicable  
Set/alter GST Details: ? No  
Type of Supply: Goods

Mailing Details:

Name Address

Provide bank details: No

Tax Registration Details:

PAN/IT No.

Opening Balance (on 1-Apr.2017):

Accept ?  
Yes No

Quit Accept

Tally MAIN -> Gateway of Tally -> Accounts Info. -> Ledgers -> Ledger Creation (c) Tally Solutions Pvt. Ltd., 1988

यहा पर inter state sale ledger बनाया है |

Tally.ERP 9

Bits Computers

**Ledger Creation**

Name: Sales Inter Punjabi Outside  
(alias)

Total Opening Balance	
	1,50,000.00 Dr
Difference	1,50,000.00 Dr

Under: Sales Accounts

Inventory values are affected: ? Yes

Statutory Information:

Is GST Applicable: ? Applicable

Set/alter GST Details: ? No

Type of Supply: Goods

Mailing Details:

Name Address

Provide bank details: No

Tax Registration Details:

PAN/IT No

Opening Balance (on 1-Apr.2017):

Accept ?

Yes No

Quit Accept

Tally-MAIN -> Gateway of Tally -> Accounts Info. -> Ledgers -> Ledger Creation (c) Tally Solutions Pvt. Ltd., 1988

यहा पर cgst ledger बनाया है ।

Tally.ERP 9

Bits Computers

Ledger Creation

Name CGST  
(alias)

Total Opening Balance	
	1,50,000.00 Dr
	Difference
	1,50,000.00 Dr

Under

Duties & Taxes  
(Current Liabilities)

Name Address

Mailing Details

Type of duty/tax  
Tax type  
Inventory values are affected  
Percentage of calculation

GST  
Central Tax  
? No  
? 0 %

Rounding method

Not Applicable

Provide bank details No

Statutory Information

PAN/IT No

Tax Registration Details

Accept ?  
Yes No

Opening Balance (on 1 Apr.2017) :

Quit Accept

Tally MAIN --> Gateway of Tally --> Accounts Info. --> Ledgers --> Ledger Creation (c) Tally Solutions Pvt. Ltd., 1988-

Search the web and Windows

यहा पर sgst ledger बनाया है।

Tally.ERP 9

Bits Computers

**Ledger Creation**

Name: SGST (alias)

Total Opening Balance:	
	1,50,000.00 Dr
	Difference
	1,50,000.00 Dr

**Under**

Type of duty/tax: GST  
 Tax type: State Tax  
 Inventory values are affected: No  
 Percentage of calculation: 0 %  
 Rounding method: Not Applicable

**Duties & Taxes (Current Liabilities)**

GST  
 State Tax  
 ? No  
 ? 0 %

**Statutory Information**

Provide bank details: No

**Mailing Details**

Name  
 Address

**Tax Registration Details**

PAN/IT No.

Opening Balance (on 1 Apr.2017):

Accept ?  
 Yes No

Quit Accept

Tally MAIN -> Gateway of Tally -> Accounts Info. -> Ledgers -> Ledger Creation (c) Tally Solutions Pvt. Ltd., 198

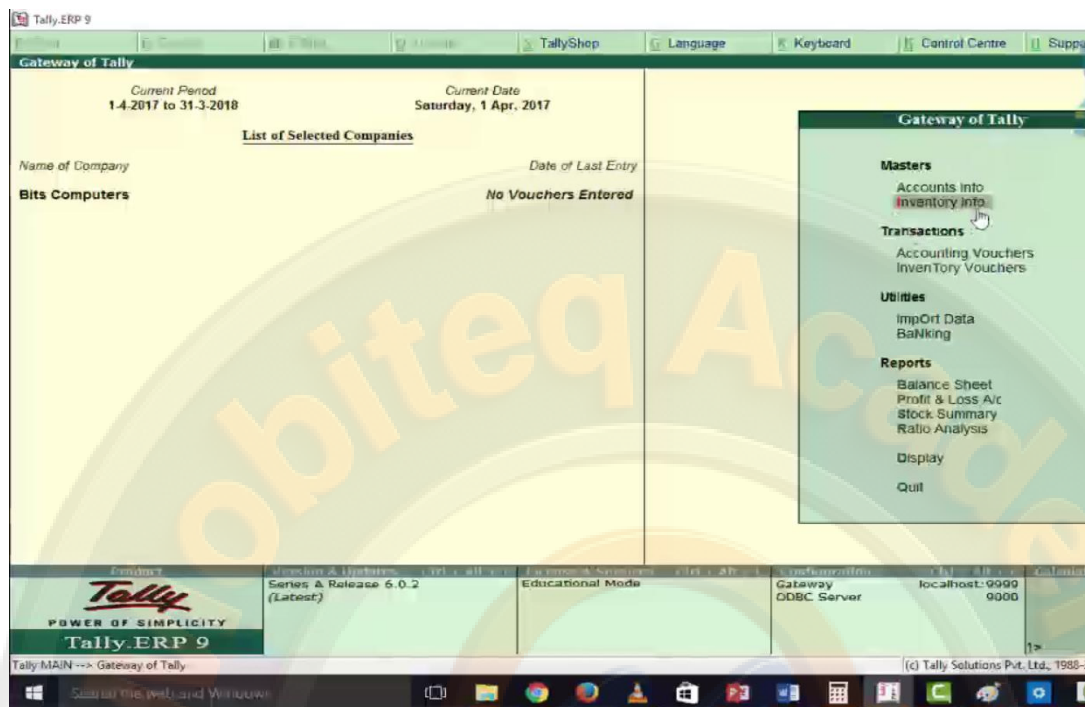
यहा पर igst ledger बनाया है |

The screenshot shows the 'Ledger Creation' window in Tally ERP 9. The window title is 'Bits Computers'. The main area is divided into several sections:

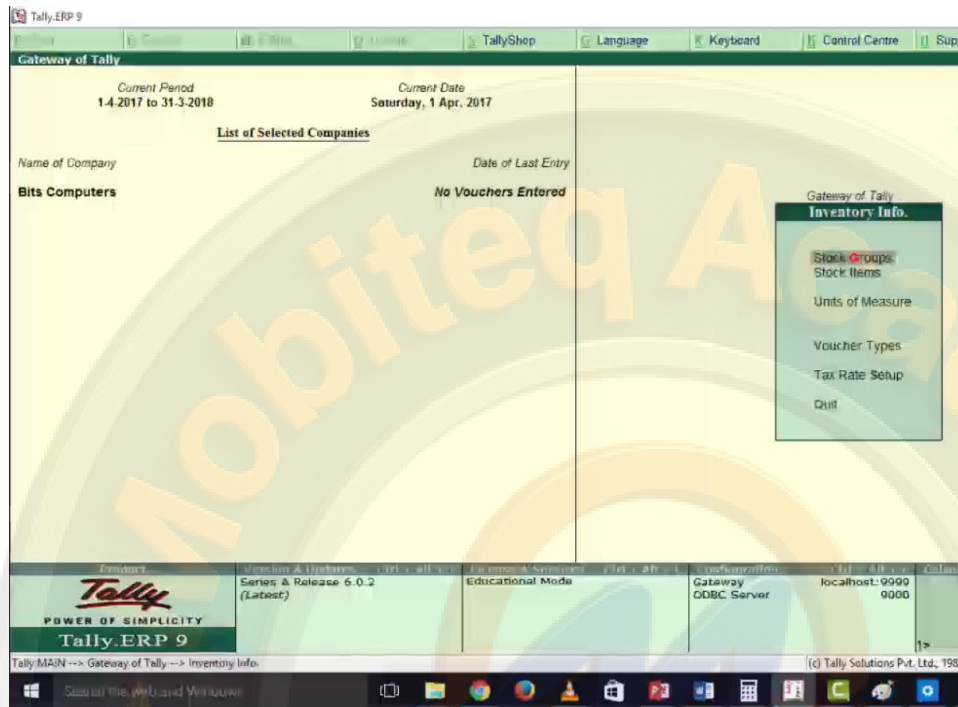
- Name:** IGST (alias)
- Total Opening Balance:** 1,50,000.00 Dr
- Difference:** 1,50,000.00 Dr
- Duties & Taxes (Current Liabilities):**
  - Type of duty/tax: GST
  - Tax type: Integrated Tax
  - Inventory values are affected: No
  - Percentage of calculation: 0%
  - Rounding method: Not Applicable
- Mailing Details:**
  - Name: Address
  - Provide bank details: No
- Tax Registration Details:**
  - PAN/IT No:

At the bottom, there is a section for 'Opening Balance (on 1-Apr-2017)'. A dialog box 'Accept?' with 'Yes' and 'No' buttons is visible in the bottom right corner.

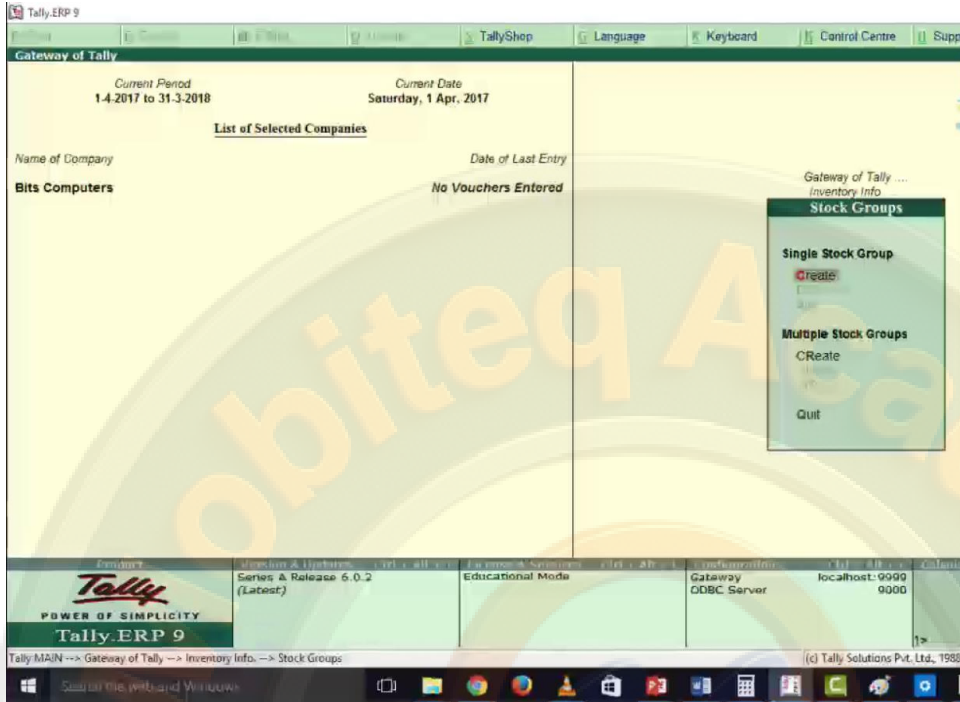
stock ledger create करने के लिय inventory info पर क्लिक करे |



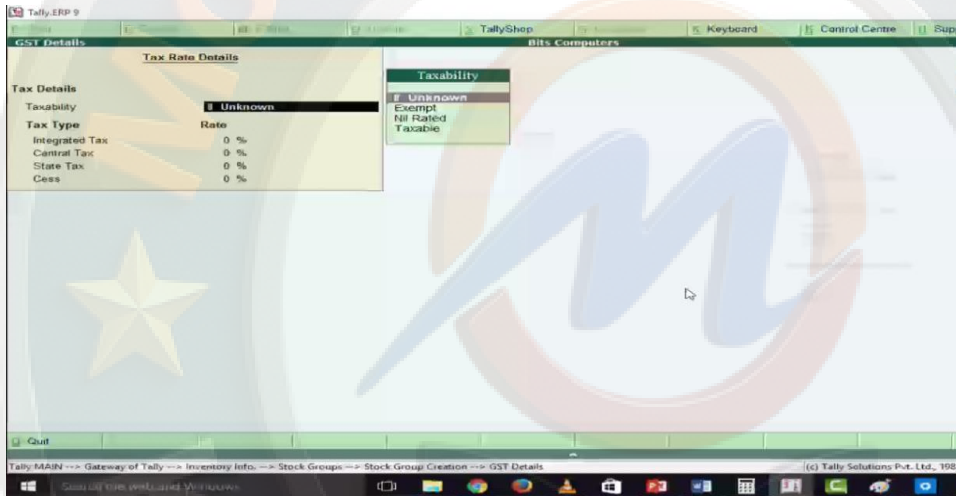
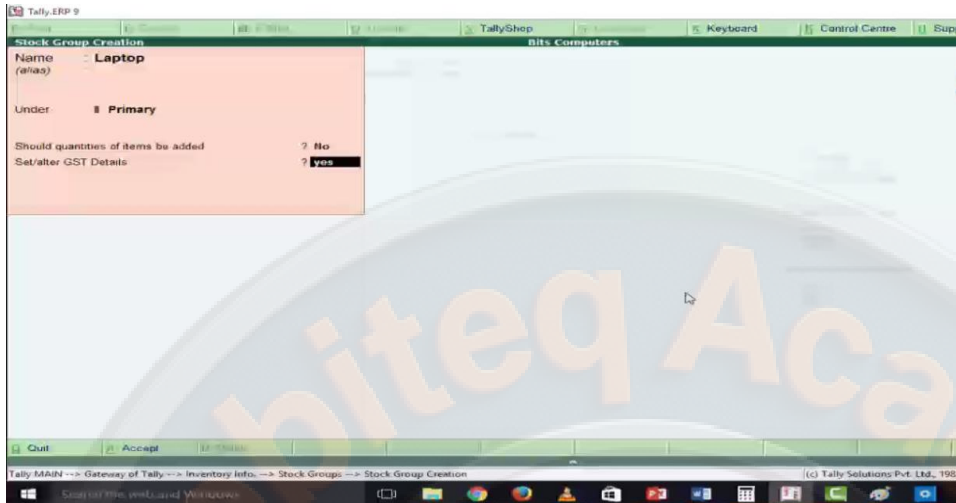
यहा से stock group को select करे |



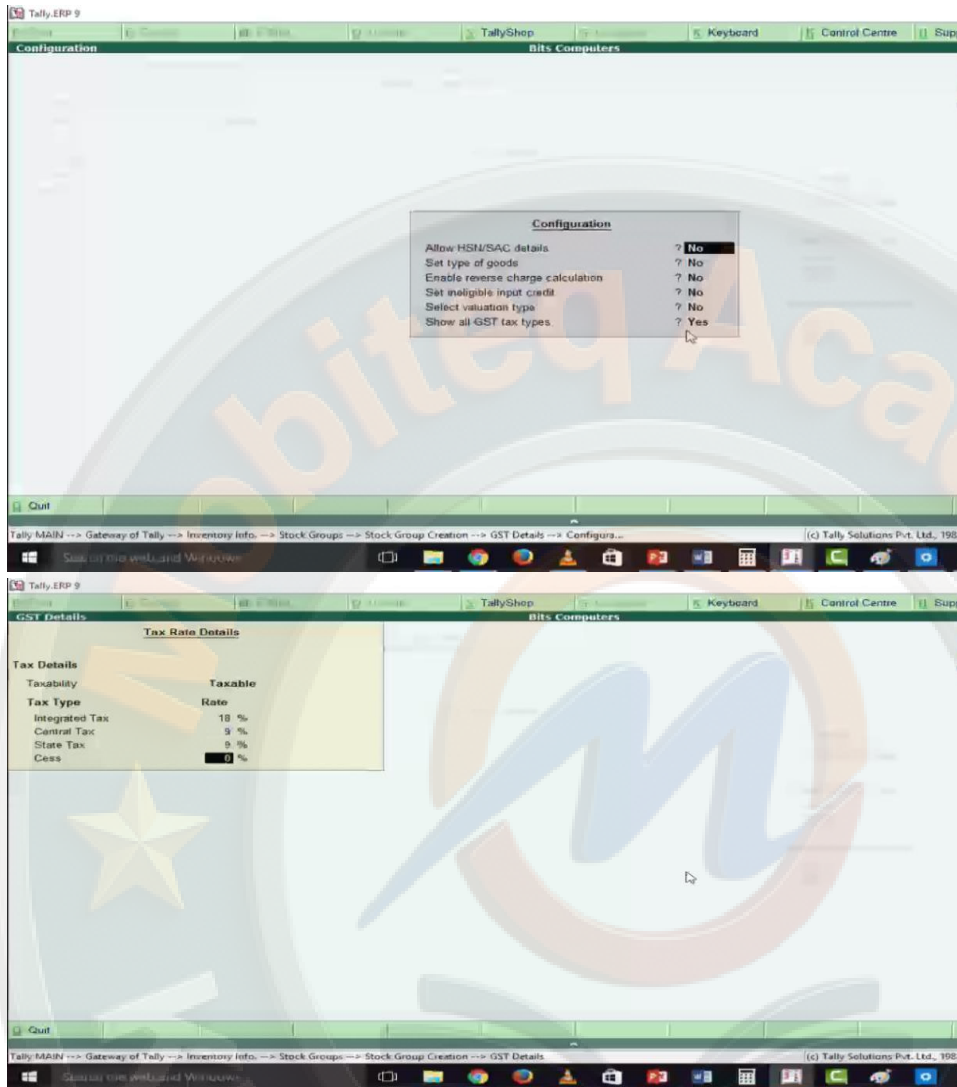
यहा से create को select करे



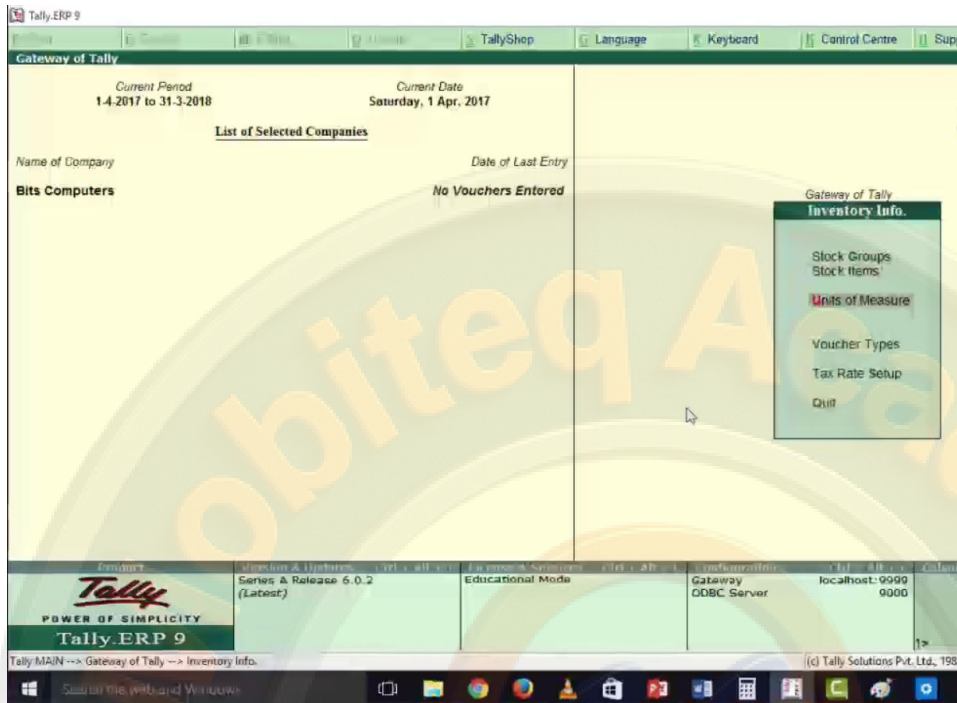
stock group creation की screen available हो जाएगी यहाँ पर stock group का name और set/alter gst details को yes करे यह taxability पूछेगा यह taxable है ।



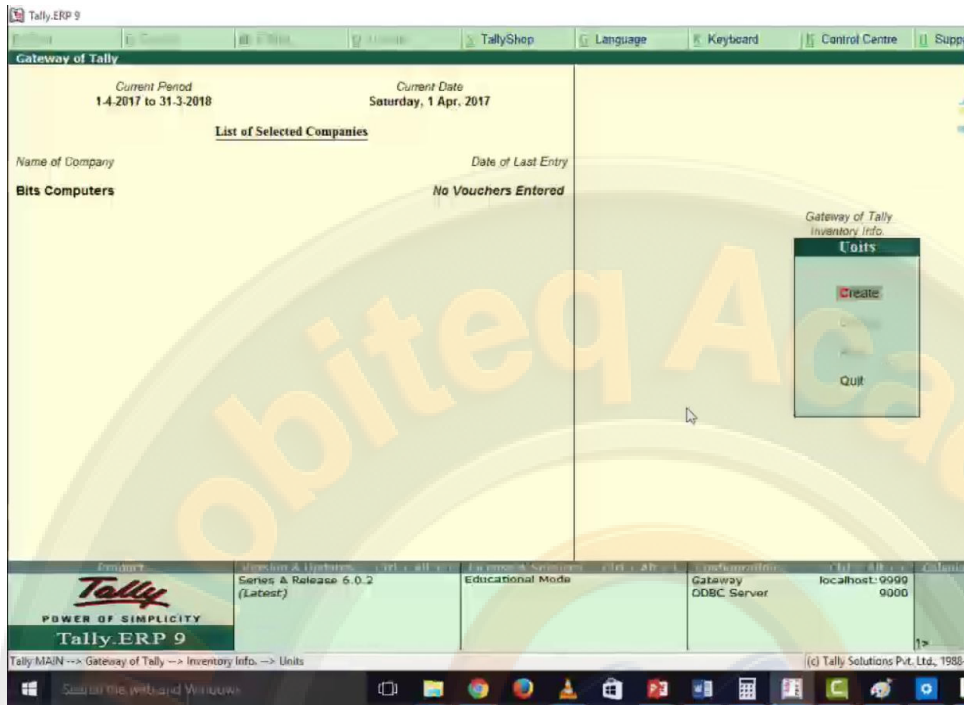
आप configuration buton या F12 से setting को yes no कर सकते है हमे पता है integrated tax 18% है उसको fill करेगे ये खुद ही cgst ओर sgst को 9% कर देगा ।



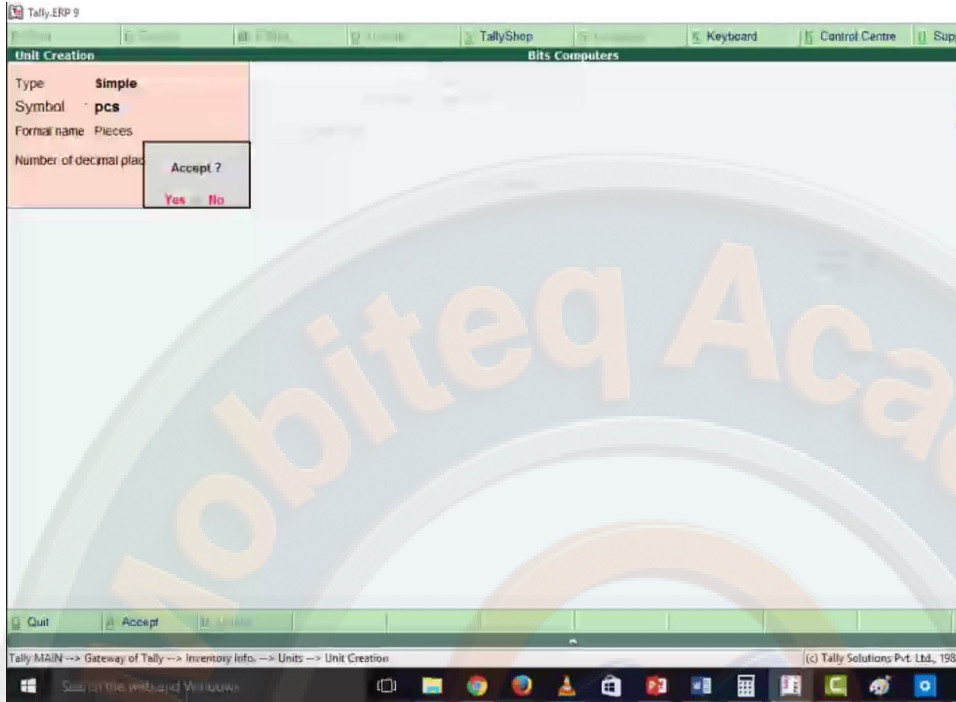
अब एक unit create करना है यहां से unit of measurement को select करे |



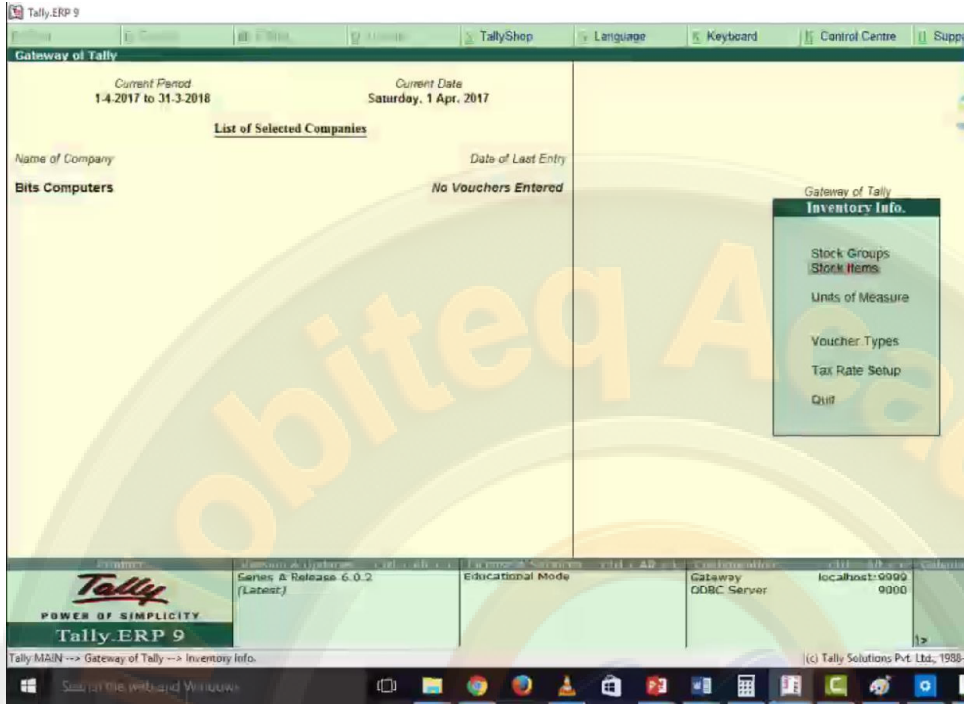
यहां से create को select करें ।



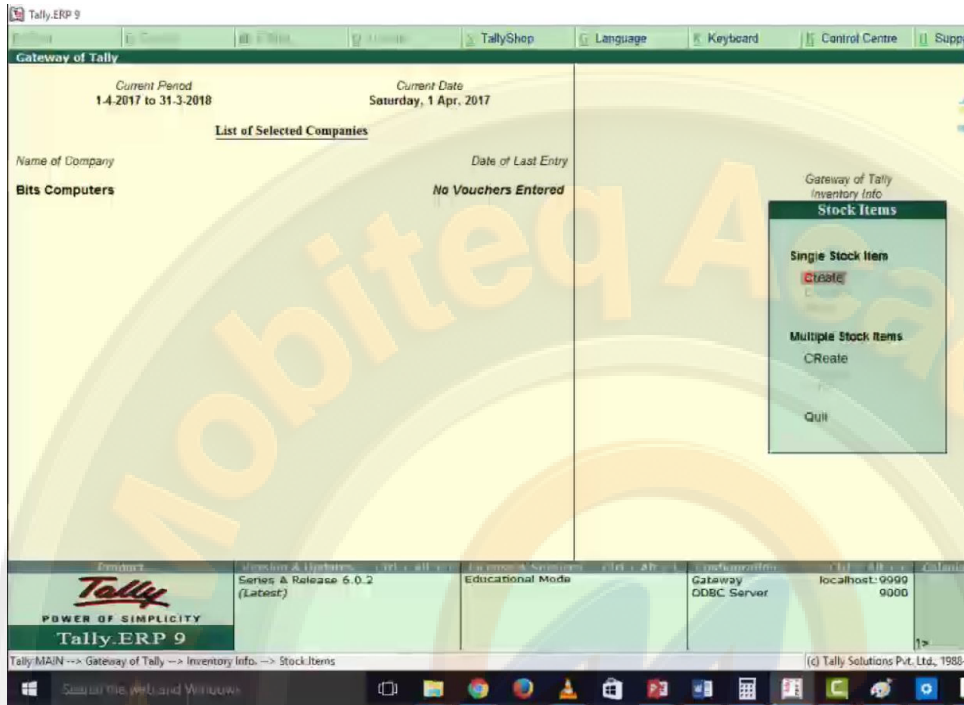
यहां पर unit creation screen available हो जाएगी।



अब हमें दो items create करनी हैं stock items को select करें।



यहा से create को select करे |



stock item creation screen available हो जाएगी यहा पर hp laptop की item create करनी है ।

The screenshot shows the 'Stock Item Creation' window in Tally ERP 9. The window title is 'Stock Item Creation' and the company name is 'Bits Computers'. The 'Name (alias)' field is filled with 'Hp Laptop'. The 'Under Units' section shows 'Laptop' and 'pcs'. The 'Statutory Information' section includes: 'GST Applicable' set to 'Applicable', 'Set/alter GST Details' set to 'No', 'Type of Supply' set to 'Goods', and 'Rate of Duty (eg 5)' set to '0'. At the bottom, there is a table with columns 'Opening Balance', 'Quantity', 'Rate per', and 'Value'. An 'Accept ?' dialog box is open over the table, with 'Yes' and 'No' buttons. The Windows taskbar at the bottom shows the Tally application path: 'Tally MAIN --> Gateway of Tally --> Inventory Info. --> Stock Items --> Stock Item Creation'.

Opening Balance	Quantity	Rate per	Value

यहा पर dell laptop की items create करनी है ।

Tally, ERP 9

Stock Item Creation Bits Computers


Name **Dell Laptop**  
(alias)

Under Units	<b>Primary</b>	<b>Statutory Information</b>	
	pcs	GST Applicable <input type="checkbox"/> <b>Applicable</b>	Set/alter GST Details ? <b>No</b>
		Type of Supply <b>Goods</b>	Rate of Duty (eg 5) <b>0</b>

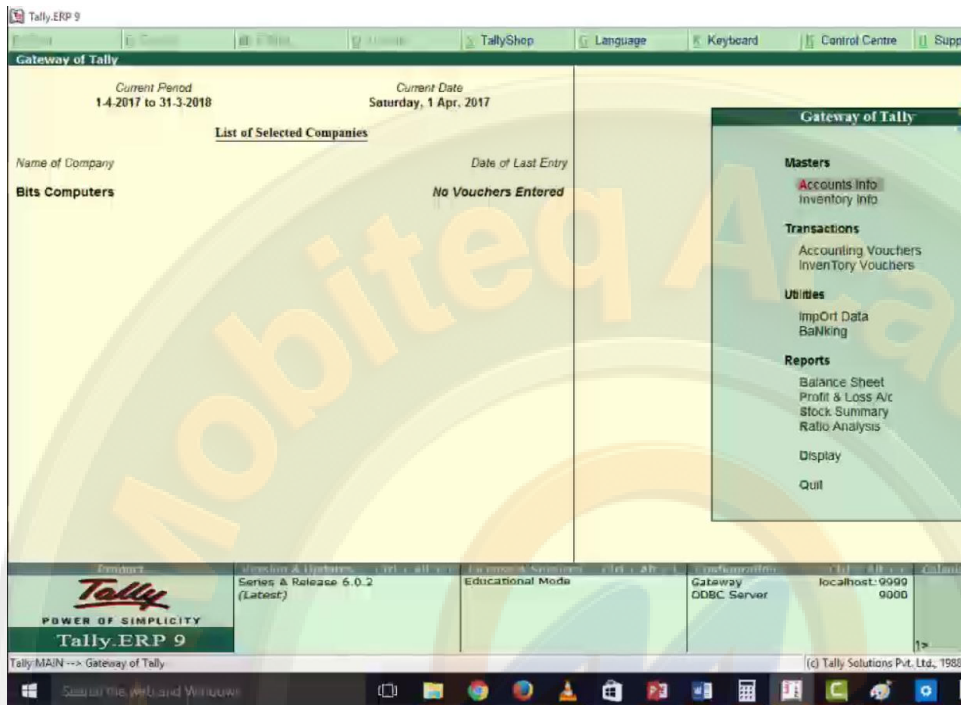
Opening Balance	Quantity	Rate per	Value	Accept ?
				<b>Yes No</b>

Quit Accept

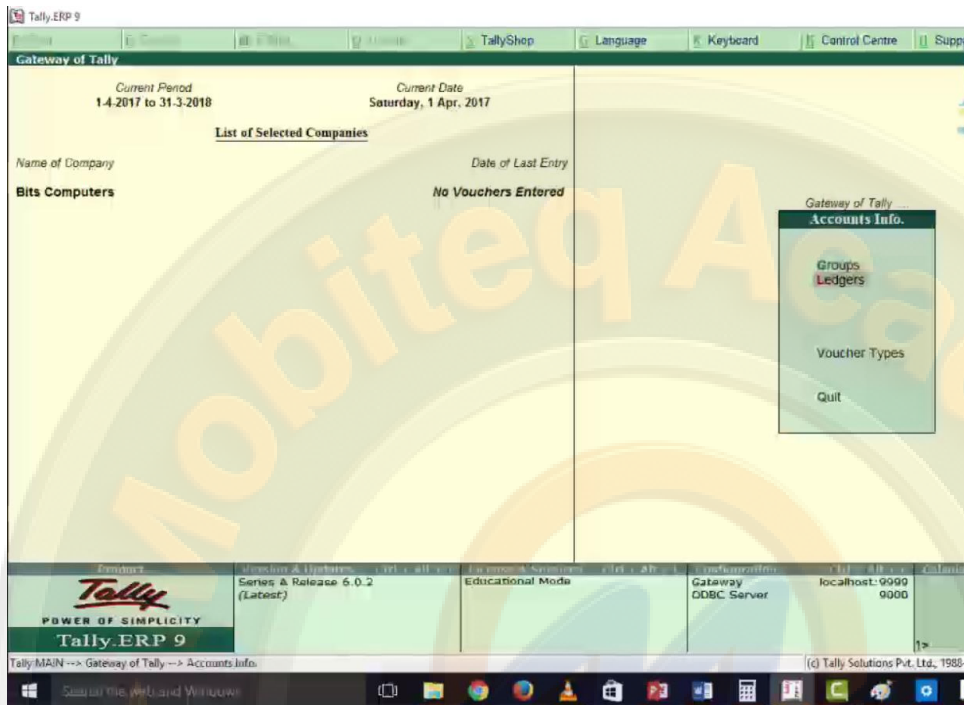
Tally MAIN -> Gateway of Tally -> Inventory Info. -> Stock Items -> Stock Item Creation (c) Tally Solutions Pvt. Ltd., 1998



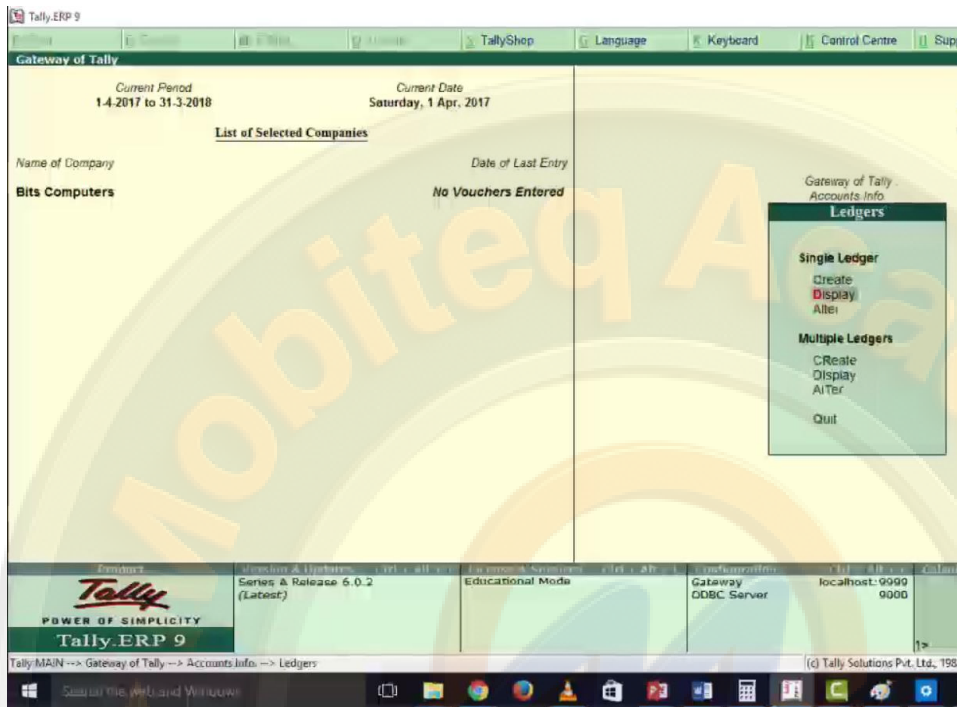
हम esc करके gateway of tally में आ जाते हैं यहां से accounts info को select करे



यहाँ से ledger को select करें



यहा से display को select करे

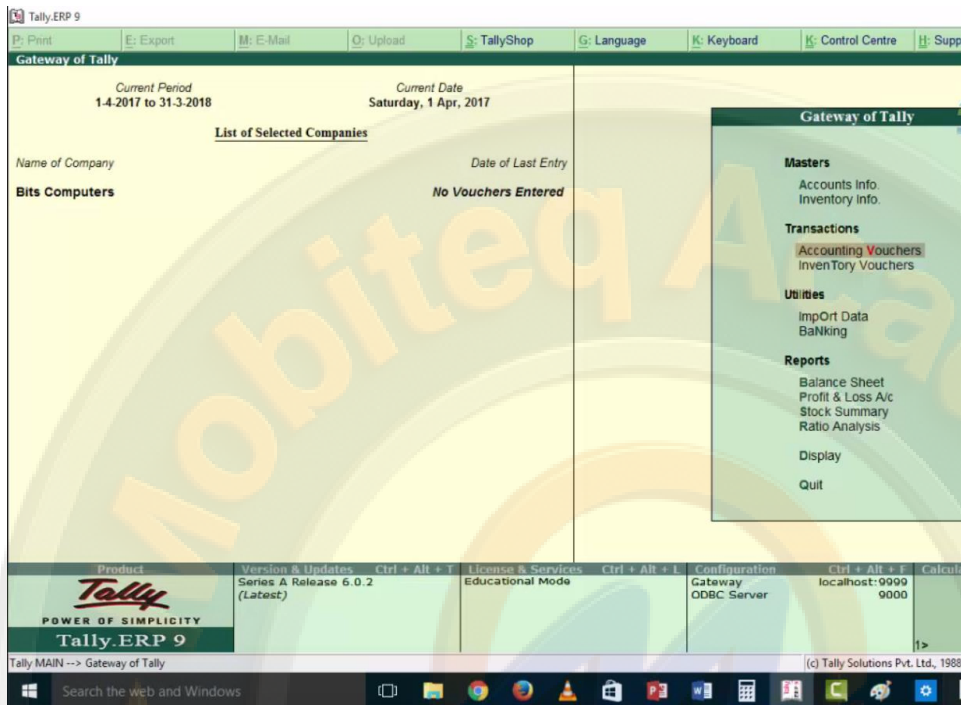


देखिये यहा पर वो सभी ledger show होंगे जो हमने create किये हैं

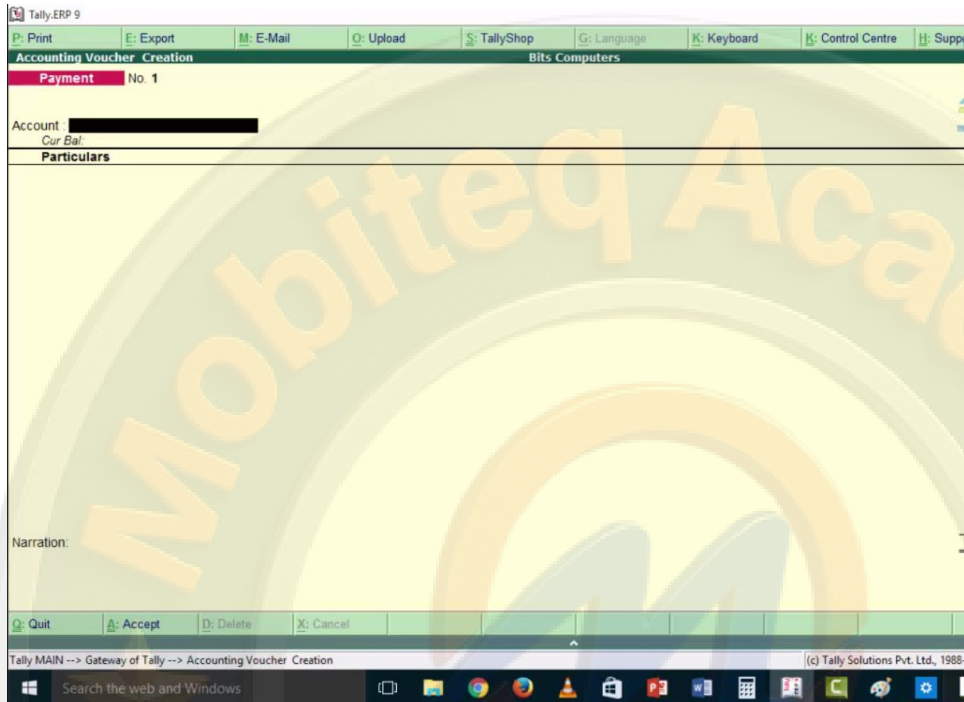


हमने अभी इन entries के ledger create किये थे अब हम बारी बारी से इन entries को करेगे

इसके लिय सबसे पहले हम transaction के अंतर्गत accounting vouchers को select करेगे



यहा पर accounting voucher creation screen open हो जाएगी अब हमारे पास सभी ledger पहले से बने हुए है receipt की entry करनी है इसके लिय receipt buton पर click करेगे



capital invest हुई थी 10000/- की इसकी entry यहा की है

The screenshot displays the Tally ERP 9 Accounting Voucher Creation window. The window title is "Tally.ERP 9" and the menu bar includes "P: Print", "E: Export", "M: E-Mail", "O: Upload", "S: TallyShop", "G: Language", "K: Keyboard", "K: Control Centre", and "H: Sup". The window content shows "Accounting Voucher Creation" for "Bits Computers" with a "Receipt" type and "No. 1". The account is "Cash" with a current balance of "10,000.00 Dr". The particular is "Capital A/c" with a current balance of "10,000.00 Cr". The narration field is empty. The window has a "Quit" button and a status bar at the bottom showing "Tally MAIN --> Gateway of Tally --> Accounting Voucher Creation" and "(c) Tally Solutions Pvt. Ltd., 198".

Account	Cur Bal
Cash	10,000.00 Dr
Capital A/c	10,000.00 Cr

idbi bank की entry हम पहले ही ledger बनाते हुए कर चुके आप ledger के अंतर्गत alter में यह entries check कर सकते हैं

Tally.ERP 9

P: Print E: Export M: E-Mail O: Upload S: TallyShep G: Language K: Keyboard C: Control Centre H: Supp

**Ledger Display** Bits Computers

Name : IDBI BANK		<b>Total Opening Balance</b>	
		1,50,000.00 Dr	
		<i>Difference</i>	
		1,50,000.00 Dr	

---

<b>Under</b>	<b>Bank Accounts</b> (Current Assets)	<b>Name</b> Address	: IDBI BANK	
<b>Bank Account Details</b>		<b>Country</b>	: India	<b>Pincode</b> :
A/c holder's name	: Bits Computers	<b>State</b>	: Haryana	
A/c no.		<b>GSTIN/UIN</b>		
IFS code				
Bank name				
Branch				
<b>Bank Configuration</b>				
Set cheque books	? No			
Set cheque printing configuration	? No			

Opening Balance (on 1-Apr-2017) : 1,50,000.00 Dr

Q: Quit A: Accept D: Delete

Tally MAIN --> Gateway of Tally --> Accounts Info. --> Ledgers --> Ledger Display (c) Tally Solutions Pvt. Ltd., 1988

यहा पर purchase की entry की है जो की intra state है जोकि 5 laptop creative computer ambala, haryana से 10000/- एक laptop के हिसाब से purchase किया है gst 18% है जिसमे 9% cgst और 9% sgst तो laptop की amount हुई 50000 और cgst 9% हुई 4500 और sgst 9% हुई 4500 |

Name of Item	Quantity	Rate per	Amount
Hp Laptop	5 pcs	10,000.00 pcs	50,000.00
CGST			4,500.00
Narration:			5 pcs 54,500.00

Tally MAIN -> Gateway of Tally -> Accounting Voucher Creation  
 (c) Tally Solutions Pvt. Ltd., 1988-2017 Tue, 8 Aug, 2017 08:11:56

Name of Item	Quantity	Rate per	Amount
Hp Laptop	5 pcs	10,000.00 pcs	50,000.00
CGST			4,500.00
SGST			4,500.00
Narration:			5 pcs

Accept ?

Tally MAIN -> Gateway of Tally -> Accounting Voucher Creation  
 (c) Tally Solutions Pvt. Ltd., 1988-2017 Tue, 8 Aug, 2017 08:12:14

यहा पर भी purchase की entry की है जोकि inter state है 5 laptop Ctech computer ludhiana, punjab से 10000/- एक laptop के हिसाब से purchase किये है total amount 50000 हुई इसपर igst 18% है तो igst 9000/- हुई

Tally.ERP 9

Accounting Voucher Creation

Bits Computers

Purchase No. 2  
Supplier invoice no.: 103 Date : 1-Jul-2017

Party A/c name : Ctech Computer Ludhiana Pb Inter Cr  
Current balance :  
Purchase ledger : Purchase InterState Pb Outside

Name of Item	Quantity	Rate per
Hp Laptop	5 pcs	10,000.00 pcs
IGST		

Narration: 5 pcs

Quit Accept Delete Cancel

Tally MAIN -> Gateway of Tally -> Accounting Voucher Creation (c) Tally Solutions Pvt. Ltd., 1988-2017 Tue, 8 Au

यहा पर sale की entry की है जोकि intra state है 5 laptop drone computer को 12000/- एक laptop के हिसाब से sale किये है इसकी amount 60000 हुई gst 18% है जिसमे 9% cgst 5400 की और 9% sgst 5400 की हुई।

Party name : Deepal Computer and my of india  
 Current balance :  
 Sales ledger : Sales Local Hry Intra

Name of Item	Quantity	Rate per	Amount
Hp Laptop	5 pcs	12,000.00 pcs	60,000.00
CGST			5,400.00
SGST			5,400.00

Narration: \_\_\_\_\_

5 pcs  Yes or No

Quit Accept Delete Cancel

Tally MAIN --> Gateway of Tally --> Accounting Voucher Creation (c) Tally Solutions Pvt. Ltd., 1988-2017 Tue, 8 Aug, 2017 08:19:13

Search the web and Windows

यहा पर sale की entry है जोकि inter state है 5 laptop deepal computer rajpura, punjab में 13000/- एक laptop के हिसाब से sale किया है इसपर igst 18% है तो igst 11700/- की हुई

Name of Item	Quantity	Rate per	Amount
Hp Laptop	5 pcs	13,000.00 pcs	65,000.00
IGST			11,700.00
Narration:			5 pcs 76,700.00

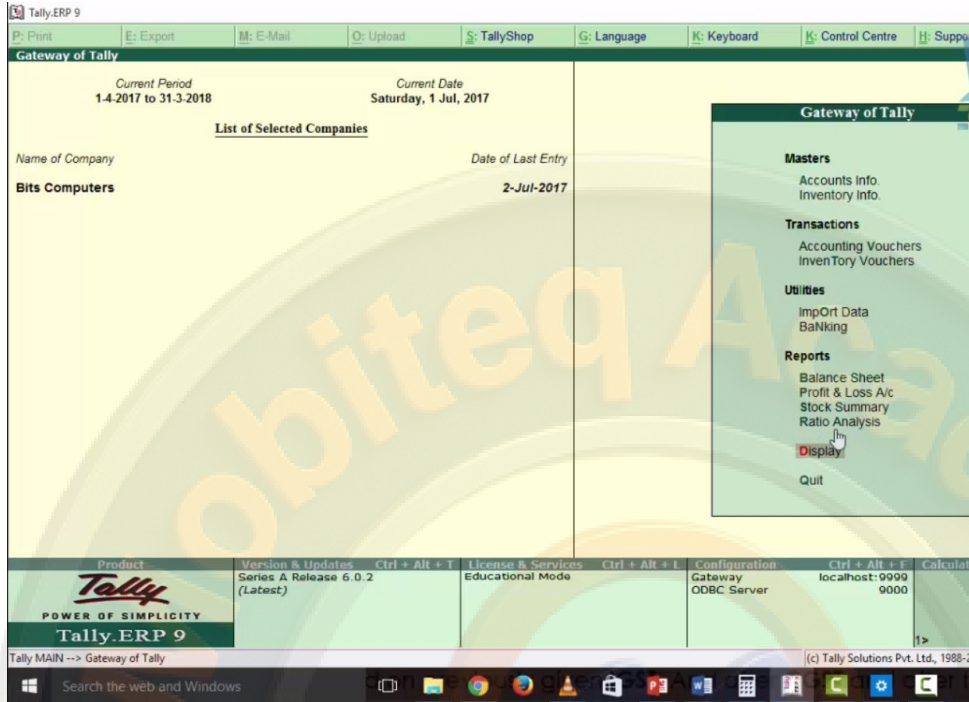
Q: Quit    A: Accept    D: Delete    X: Cancel    Ctrl + N

Tally MAIN -> Gateway of Tally -> Accounting Voucher Creation    (c) Tally Solutions Pvt. Ltd., 1988-2017    Tue, 8 Aug. 2017    08:20:56

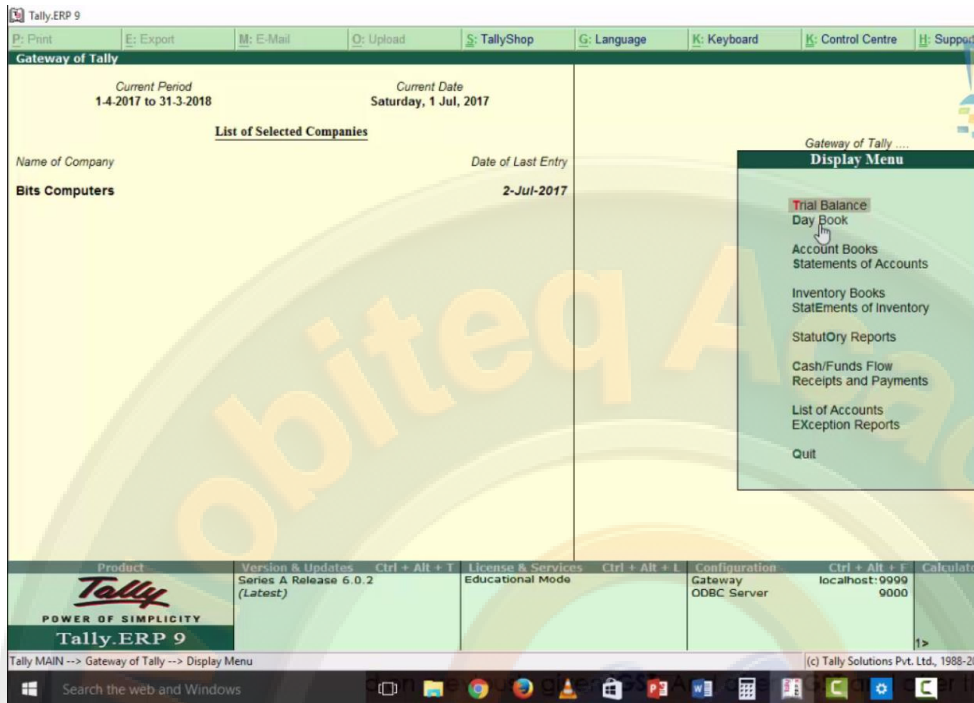
Search the web and Windows    ENG    08:20 AM    08-Aug-17

F4: Contra  
 F5: Payment  
 F6: Receipt  
 F7: Journal  
 F8: Sales  
 F9: Credit Note  
 F3: Purchase  
 F2: Debt Note  
 F10: Reversing Journal  
 F10: Memo  
 S: Stock Query  
 A: Tax Analysis  
 I: Accounting Invoice  
 V: As Voucher  
 J: Post-Dated  
 L: Optional  
 F11: Features  
 F12: Configure

entries की basics information के लिए display को select करे



यहा से day book को select करे



यहा पर purchase की entry show हो रही है जो कि 01/07/2017 की है

1-7-2017	Drone Computer Amb Hry Dr Intra	Sales	1	70,800.00	
1-7-2017	Creative Computer Ambala IntraSt Cr	Purchase	1		59,000.00
1-7-2017	Ctech Computer Ludhiana Pb Inter Cr	Purchase	2		59,000.00

Q: Quit    Enter: Alter    D: Delete    X: Cancel    2: Duplicate    A: Add Voucher    I: Insert Voucher    R: Remove Line    U: Restore Line    I: Restore All    Space: Select    Space: Select All  
 Ctrl + N

Tally MAIN --> Gateway of Tally --> Display Menu --> Day Book    (c) Tally Solutions Pvt. Ltd. 1988-2017    Tue, 8 Aug 2017    08:47:15  
 Search the web and Windows    08:47 AM    08-Aug-17

हम यहा से date change कर देते है 01/07/2017 to 02/07/2017



Tally.ERP 9

P: Print E: Export M: E-Mail O: Upload S: TallyShop G: Language K: Keyboard K: Control Centre H: Supp

**Change Period**  
Bits Computers

Day Book

Date	Particulars	Vch Type	Vch No
1-7-2017	Deurn Computer Arnd Hry Dk Intra	Sales	1
1-7-2017	Creative Computer Ambala IntraSt Cr	Purchase	1
1-7-2017	Cash Computer Ludhiana Ph Inter Cr	Purchase	2

**Change Period**  
From : 1-7-2017  
To : 1-7-2017

Quit

Tally MAIN --> Gateway of Tally --> Display Menu --> Day Book --> Change Period (c) Tally Solutions Pvt. Ltd., 1988

Search the web and Windows

देखिये autometric ही adjust हो जायेगा

		Inwards Qty	Outwards Qty	
1-7-2017 Drone Computer Amb Hry Dr Intra	Sales	1	70,800.00	F5: Column
1-7-2017 Creative Computer Jambala Intra St Cr	Purchase	1	59,000.00	F6: Extract
1-7-2017 Ctech Computer Ludhiana Pb Inter Cr	Purchase	2	59,000.00	F7: Show Profit
2-7-2017 Deepal Computers Rajpura Pb Dr	Sales	2	76,700.00	

Q: Quit	Enter: Alter	D: Delete	X: Cancel	Z: Duplicate	A: Add Voucher	I: Insert Voucher	R: Remove Line	U: Restore Line	U: Restore All	Space: Select	Space: Select All	F12: Range	F12: View
---------	--------------	-----------	-----------	--------------	----------------	-------------------	----------------	-----------------	----------------	---------------	-------------------	------------	-----------

यदि यहा right side buton bar में details पर click कर दे तो सभी sale purchase की details open हो जाएगी

1-7-2017	Drona Computer Amb Hry Dr Intra		Sales	1	70,800.00		F5: Columnar
	Sales Local Hry Intra	60,000.00 Cr					F6: Extract
	CGST	5,400.00 Cr					F7: Show Profit
	SGST	5,400.00 Cr					
1-7-2017	Creative Computer Ambala IntraSt Cr		Purchase	1	59,000.00		
	Purchase Intra State Local Hry	50,000.00 Dr					
	CGST	4,500.00 Dr					
	SGST	4,500.00 Dr					
1-7-2017	Ctech Computer Ludhiana Pb Inter Cr		Purchase	2	59,000.00		
	Purchase InterState Pb Outside	50,000.00 Dr					
	IGST	9,000.00 Dr					
2-7-2017	Deepal Computers Rajpura Pb Dr		Sales	2	76,700.00		
	Sales Inter Punjab Outside	65,000.00 Cr					
	IGST	11,700.00 Cr					

Q: Quit    Enter: Alter    D: Delete    X: Cancel    Z: Duplicate    A: Add Voucher    I: Insert Voucher    R: Remove Line    U: Restore Line    H: Restore All    Space: Select    Space: Select All    Ctrl + N

F5: Columnar  
 F6: Extract  
 F7: Show Profit  
 F8: Post-Dated Rep  
 F9: Related Reports  
 F10: Inventory Reports  
 F11: A/c Reports  
 F12: Features  
 F13: Configure  
 F14: Range  
 F15: Water

यहा पर सबसे important point statutory reports की उसको select करे

The screenshot displays the Tally.ERP 9 software interface. At the top, the title bar reads 'Tally.ERP 9'. Below it is a menu bar with options: Print, Export, E-Mail, Upload, TallyShop, Language, Keyboard, Control Centre, and Support. The main window is titled 'Gateway of Tally' and contains the following information:

- Current Period:** 1-4-2017 to 31-3-2018
- Current Date:** Saturday, 1 Jul, 2017
- List of Selected Companies:** A table with columns 'Name of Company' and 'Date of Last Entry'. One entry is visible: 'Bits Computers' with a date of '2-Jul-2017'.
- Display Menu:** A dropdown menu is open, listing various reports: Trial Balance, Day Book, Account Books, Statements of Accounts, Inventory Books, StatEments of Inventory, **Statutory Reports** (highlighted), Cash/Funds Flow, Receipts and Payments, List of Accounts, EXception Reports, and Quit.

At the bottom of the window, there is a status bar with the following details:

- Product:** Tally POWER OF SIMPLICITY Tally.ERP 9
- Version & Updates:** Series A Release 6.0.2 (Latest)
- License & Services:** Educational Mode
- Configuration:** Gateway ODBC Server, localhost:9999, 9000

The Windows taskbar is visible at the very bottom, showing the search bar and several application icons.

यहा से GST को select करे

Tally.ERP 9

Print | Export | E-Mail | Upload | TallyShop | Language | Keyboard | Control Centre | Support

Gateway of Tally

Current Period: 1-4-2017 to 31-3-2018 | Current Date: Saturday, 1 Jul, 2017

**List of Selected Companies**

Name of Company	Date of Last Entry
Bits Computers	2-Jul-2017

Gateway of Tally ...  
Display Menu  
Statutory Reports  
GST  
Quit

Product	Version & Updates Ctrl + Alt + T	License & Services Ctrl + Alt + L	Configuration Ctrl + Alt + F	Calcula
<b>Tally</b> POWER OF SIMPLICITY Tally.ERP 9	Series A Release 6.0.2 (Latest)	Educational Mode	Gateway ODBC Server localhost:9999 9000	

यहा पर दो option है GSTR-1 और GSTR-2

GSTR-1 का अर्थ है जो भी sale की है उसपर tax liability show की जाएगी total number of voucher चार है जिसमे से 2 return में include किये गये हैं क्युकी 2 ही sale के voucher है और GSTR-1 में शामिल की जाएगी

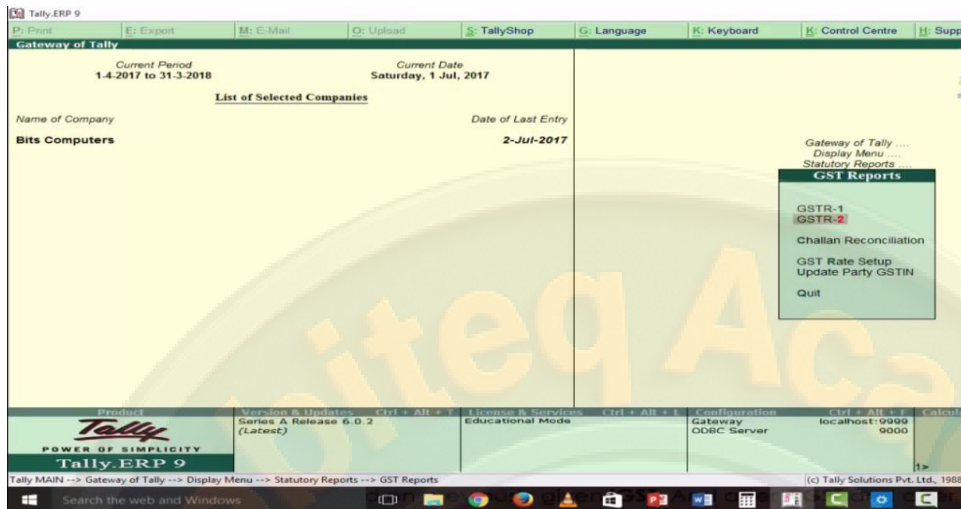
The screenshot shows the Tally ERP 9 Gateway of Tally interface. The current period is 1-4-2017 to 31-3-2018, and the current date is Saturday, 1 Jul, 2017. A list of selected companies is displayed, with 'Bits Computers' as the only entry, dated 2-Jul-2017. A menu is open showing options like GSTR, GSTR, Chalian Reconciliation, GST Rate Setup, Update Party GSTIN, and Quit.

Below the Gateway of Tally, a summary table for GSTR-1 is shown. The table lists the total number of vouchers for the period, categorized by type, and provides a breakdown of tax amounts.

Table No.	Particulars	Count	Taxable Value	Integrated Tax Amount	Central Tax Amount	State Tax Amount	Cess Amount	Tax Amount	Invoice Amount
5	B2B Invoices	2	1,25,000.00	11,700.00	5,400.00	5,400.00		22,500.00	1,47,500.00
6	B2C(Large) Invoices								
7	B2C(Small) Invoices								
8	Credit/Debit Notes								
9	Nil Rated Invoices								
10	Exports Invoices								
11	Tax Liability on Advances								
12	Setoff of Tax Paid against Advances								

Note: Tables 1-4 capture generic information already available on the portal, and are not displayed here.

GSTR-2 हमे purchase की information हमे देता है total number of voucher चार है जिसमे से 2 return में include किये गये हैं क्युकी 2 ही purchase के voucher है और GSTR-2 में शामिल की जाएगी



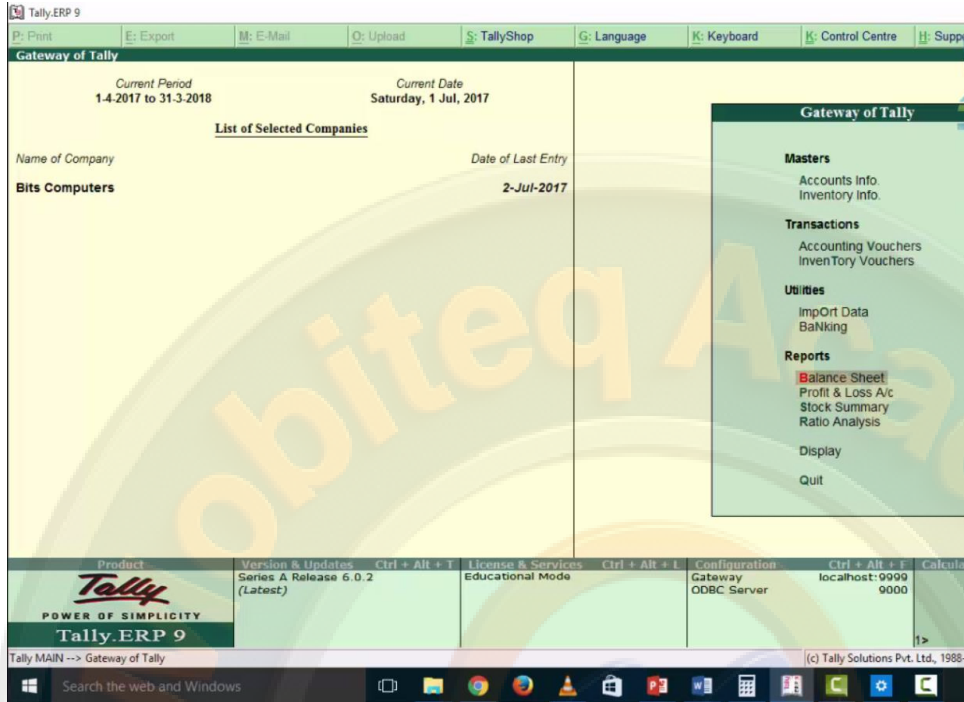
Total number of vouchers for the period  
Included in returns  
Not relevant for returns  
Incomplete/Mismatch in information (to be resolved)

Table No.	Particulars	Count	Taxable Value	Integrated Tax Amount	Central Tax Amount	State Tax Amount	Cess Amount	Tax Amount	Invoice Amount
4	B2B Invoices	2	1,00,000.00	9,000.00	4,500.00	4,500.00		18,000.00	1,18,000.00
5	Import of Goods Invoices								
6	Import of Services Invoices								
7	Credit/Debit Notes								
8	Nil Rated Invoices								
9	ISD Credit								
10(1)	TDS Credit								
10(2)	TCS Credit								
11	ITC Received								
12	Tax liability under Reverse Charge on Advance								
13	Tax Paid under Reverse Charge on Advance								
14	ITC Reversal								

Note: Tables 1-3 capture generic information already available on the portal, and are not displayed here.

Quit

balance sheet में gst को देखना चाहते हैं कि आपकी liability कितनी है उसके लिए gateway of tally पर आये esc करके यहा से balance sheet को select करे



balance sheet open हो गयी है अगर हमने check करना है कितना tax देना है तो current liabilities पर click करे duties & taxes को select करे

Tally.ERP 9

Print | Export | E-Mail | Upload | TallyShop | Language | Keyboard | Control Centre | Support

Balance Sheet

Bits Computers as at 2-Jul-2017

Liabilities		Assets	
Capital Account	10,000.00	Current Assets	
Loans (Liability)	1,22,500.00		
Current Liabilities	25,000.00		
Profit & Loss A/c			
Opening Balance			
Current Period	25,000.00		
Difference in opening balances	1,50,000.00		
<b>Total</b>	<b>3,07,500.00</b>	<b>Total</b>	

Quit | Remove Line | Restore Line | Restore All | Space

Tally MAIN --> Gateway of Tally --> Balance Sheet (c) Tally Solutions Pvt. Ltd., 1988-2017

	Debit	Credit
Duties & Taxes		4,500.00
Sundry Creditors		1,18,000.00
<b>Grand Total</b>		<b>1,22,500.00</b>

Quit | Remove Line | Restore Line | Restore All | Space: Select

Tally MAIN --> Gateway of Tally --> Balance Sheet --> Group Summary (c) Tally Solutions Pvt. Ltd., 1988-2017 Tue, 8 Aug 2017 08:55:07

duties & taxes पर enter करके further details भी देखे सकते हैं

		Closing balance		
		Debit	Credit	
CGST			900.00	F6: Ledger-wise
IGST			2,700.00	F6: Monthly
SGST			900.00	F7: Vouchers
<b>Grand Total</b>			<b>4,500.00</b>	C: New Column

Q: Quit    R: Remove Line    U: Restore Line    U: Restore All    Space: Select    Ctrl + N  
 Tally MAIN --> Gateway of Tally --> Balance Sheet --> Group Summary --> Group Summary    (c) Tally Solutions Pvt. Ltd., 1988-2017    Tue, 8 Aug, 2017    08:55:17  
 Search the web and Windows    08:55 AM    08-Aug-17

esc करके gateway of tally पर वापिस आ जाये यहा पर accounting voucher को select करे

The screenshot shows the Tally.ERP 9 Accounting Voucher Creation interface. The window title is "Tally.ERP 9". The menu bar includes "Print", "Export", "E-Mail", "Upload", "TallyShop", "Language", "Keyboard", "Control Centre", and "Support". The main window has a title bar "Accounting Voucher Creation" and "Bits Computers".

Current Period: 1-4-2017 to 31-3-2018  
Current Date: Saturday, 1 Jul, 2017

**List of Selected Companies**

Name of Company	Date of Last Entry
Bits Computers	2-Jul-2017

**Gateway of Tally**

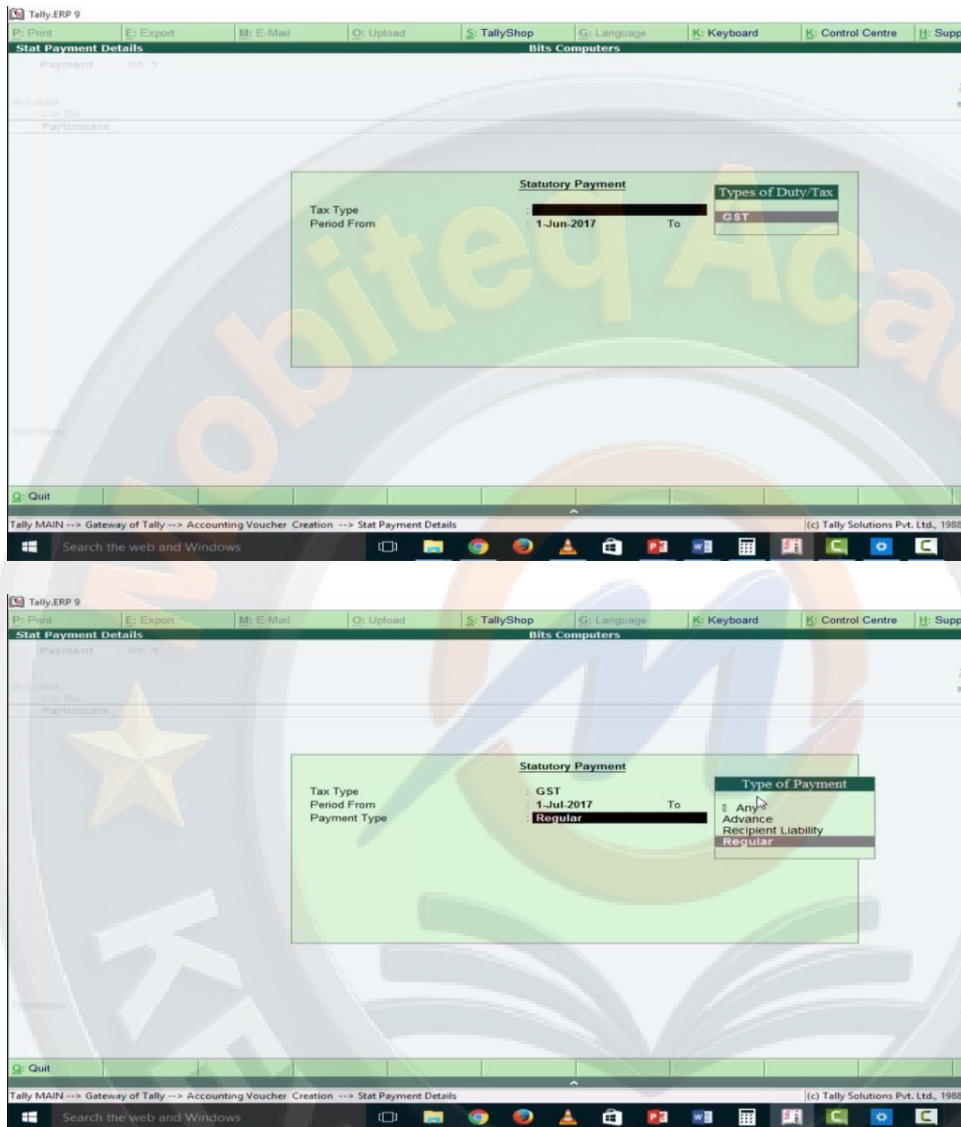
- Masters**
  - Accounts info.
  - Inventory info.
- Transactions**
  - Accounting Vouchers
  - Inventory Vouchers
- Utilities**
  - ImpOrt Data
  - BaNking
- Reports**
  - Balance Sheet
  - Profit & Loss A/c
  - Stock Summary
  - Ratio Analysis
- Display
- Quit

The taskbar at the bottom shows the Windows Start button, search bar, and various application icons. The system tray displays "Tally MAIN -> Gateway of Tally -> Accounting Voucher Creation" and "(c) Tally Solutions Pvt. Ltd., 1988-20".

यहा से payment को select करे और buton toolbar पर stat payment को select करे



statutory payment का box open हो जायेगा यहा पर tax type और period from को fill करे



यहा पर voucher gst का create किया है और finally gst pay कर दिया है

Account : **Cash**  
Cur Bal: 5,500.00 Dr

Particulars	Amount
<b>CGST</b> Cur Bal: 0.00 Dr	900.00
<b>SGST</b> Cur Bal: 0.00 Dr	900.00
<b>IGST</b> Cur Bal: 0.00 Dr	2,700.00

Provide GST Details: **Yes**

Narration:

Accept ?  
Yes or No

Quit Accept Delete Cancel

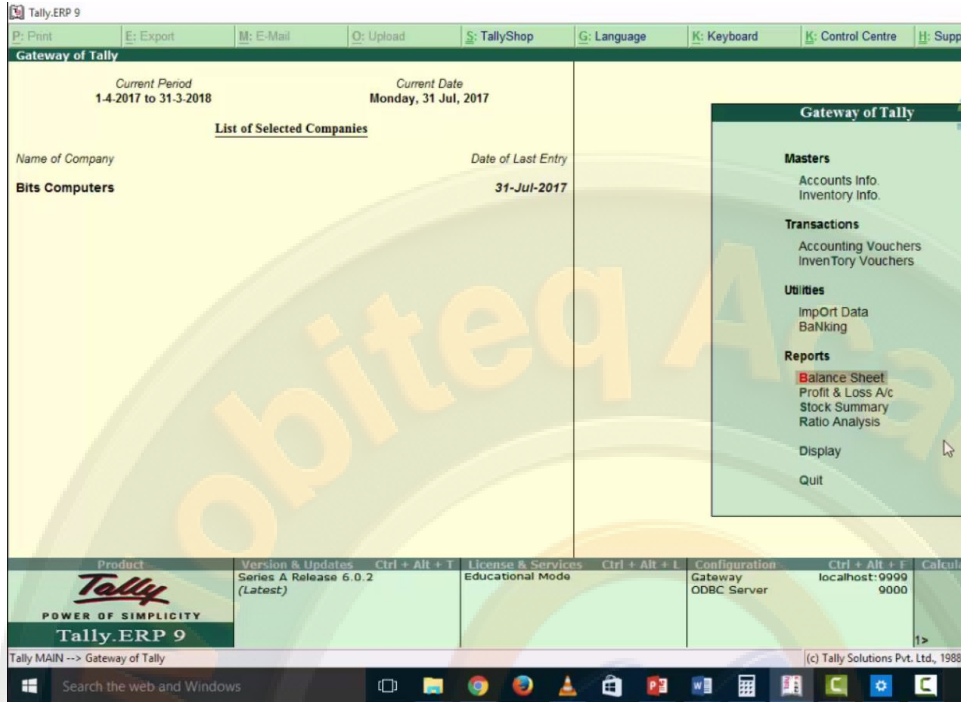
Tally MAIN --> Gateway of Tally --> Accounting Voucher Creation (c) Tally Solutions Pvt. Ltd., 1988-2017 Tue, 8 Aug, 2017 09:00:18

Search the web and Windows

9:00 AM 08-Aug-17

F4: Contra  
F5: Payment  
F6: Receipt  
F7: Journal  
F8: Sales  
F9: Purchase  
E9: Credit Note  
E8: Debit Note  
F10: Reversing Journal  
E10: Memo  
S: Stat Payment  
V: Reverse Chrg. Adv.  
I: Post-Dated  
L: Optional  
F11: Features  
F12: Configure

अब अगर हम balance sheet को select करें



यहा पर duties and taxes की amount नहीं है क्युकी हमने pay कर दिया है

The screenshot displays the Tally software interface. The main window shows a Balance Sheet for 'Sundry Creditors' with a 'Grand Total' of 1,18,000.00. The interface includes a menu bar with various options such as 'F6: Monthly', 'F7: Vouchers', 'C: New Column', 'A: Alter Column', 'D: Delete Column', 'N: Auto Column', 'B: Budget Variance', 'F8: Related Reports', 'F9: Inventory Reports', 'F10: A/c Reports', 'F11: Features', 'F12: Configure', 'F12: Range', and 'E12: Value'. The Windows taskbar at the bottom shows the date as Tuesday, 8 Aug, 2017, and the time as 09:00 AM. The taskbar also includes the search bar and several application icons.

अब इस example में हम gst के लिय separate account बनाना सीखेंगे ।

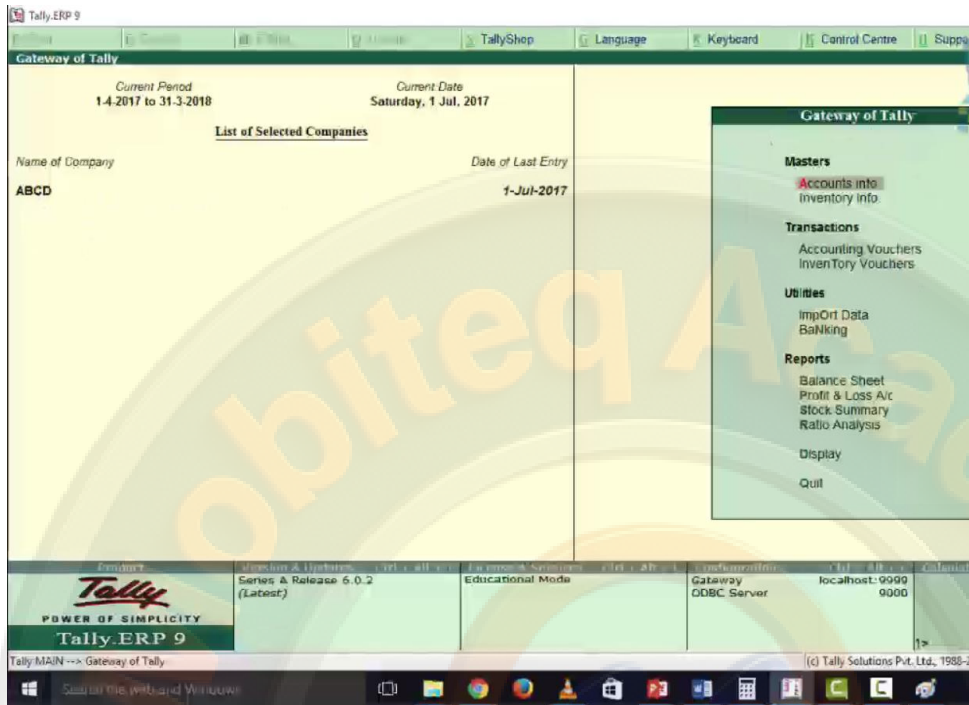
यह जो accounts हैं BITS COMPUTER AMBALA CITY के हैं यहा पर invested capital 10000, bank balance 150000, 5 laptop creative computer ambala, haryana से 10000/- एक laptop के हिसाब से purchase किया है gst 18% है जिसमे 9% cgst और 9% sgst तो laptop की amount हुई 50000 और cgst 9% हुई 4500 और sgst 9% हुई 4500 | 5 laptop Ctech computer ludhiana, punjab से 10000/- एक laptop के हिसाब से purchase किये हैं total amount 50000 हुई इसपर igst 18% है तो igst 9000/- हुई अब यहा जब हमने purchase haryana से की तो intra purchase मानी जाएगी और यदि हम purchase punjab से कर रहे हैं तो inter purchase मानी जाएगी इसी प्रकार हमने 5 laptop drone computer को 12000/- एक laptop के हिसाब से sale किये हैं इसकी amount 60000 हुई gst 18% है जिसमे 9% cgst 5400 की और 9% sgst 5400 की हुई। इसी प्रकार 5 laptop deepal computer rajpura, punjab में 13000/- एक laptop के हिसाब से sale किया है इसपर igst 18% है तो igst 11700/- की हुई जब हमने sale haryana में की तो intra sale मानी जाएगी और यदि हम sale punjab में कर रहे हैं तो inter sale मानी जाएगी और last में purchase करने के बाद और sale करने के बाद जो tax due रहेगा वह tax govt. को देना है

Date	Particulars	Amount	GST		
			CGST	SGST	IGST
BITS COMPUTERS AMBALA CITY					
	Tax Info				
01/07/2017	Invested Capital In Cash	10000			
01/07/2017	Bank Balance In IDBI Bank Account	150000			
01/07/2017	Purchased 5 Laptops HP From, Creative Computer , Ambala , Haryana @10000 Each. Enter Gst 18% = Cgst 9%+ Sgst 9% Taxation Details In Invoice.	50000	Input 4500	Input 4500	
01/07/2017	Purchased 5 Laptops HP From Ctech Computer, Ludhiana , Punjab @10000 Each Enter IGST 18% Taxation Details In Invoice.	50000			Input 9000
02/07/2017	Sold 5 Laptops HP To Drone Computers, Ambala , Haryana @12000 Each Enter GST 18%=CGST 9%+ SGST 9% Taxation Details In Invoice.	60000	Output 5400	Output 5400	
02/07/2017	Sold 5 Laptops HP From Deepal Computers , Rajpura , Punjab @13000 Each Enter IGST 18% Taxation Details In Invoice.	65000			Output 11700
31/07/2017	Paid Total Due Tax To Govt.	4500	900	900	2700

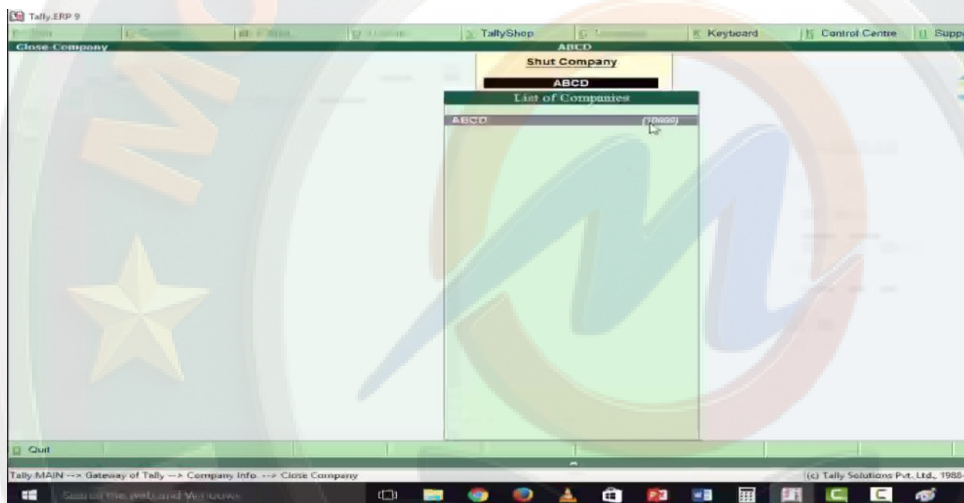
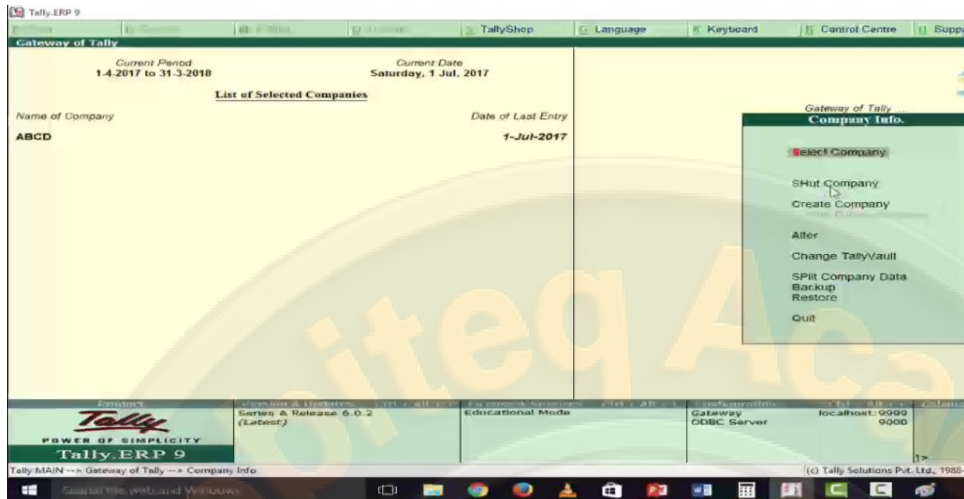
यहा पर ledger की list बना ली है जिनकी इन accounts को बनाने में आवश्यकता है अब हम ledger create करेगे यहा यह देखे की हमने cgst sgst और igst common ledger की जगह input/output cgst, input/output sgst, input/output igst separate ledger बनाये हैं

Required Ledgers For Tally Entries Using Common Ledgers for Taxes		
S.No	Name	Under
1	Capital	Capital Group
2	IDBI Bank A/C	Bank Accounts
3	Creative Computers Local Intrastate , Ambala	Sundry Creditors
4	Ctech Computer Ludhiana , Punjab , Interstate	Sundry Creditors
5	Drone Computers, Ambala , Haryana	Sundry Debtors
6	Deepal Computers , Rajpura , Punjab	Sundry Debtors
7	Purchase Intra State Local Hry	Purchase
8	Purchase Inter State Other State Pb	Purchase
9	Sales Intra State Local Hry	Sales
10	Sales Inter State Other State Pb	Sales
11	CGST	Duties & Taxes
12	SGST	Duties & Taxes
13	IGST	Duties & Taxes
14	Laptop	Primary Stock Group
15	Hp Laptop , Dell Laptop	Stock Items

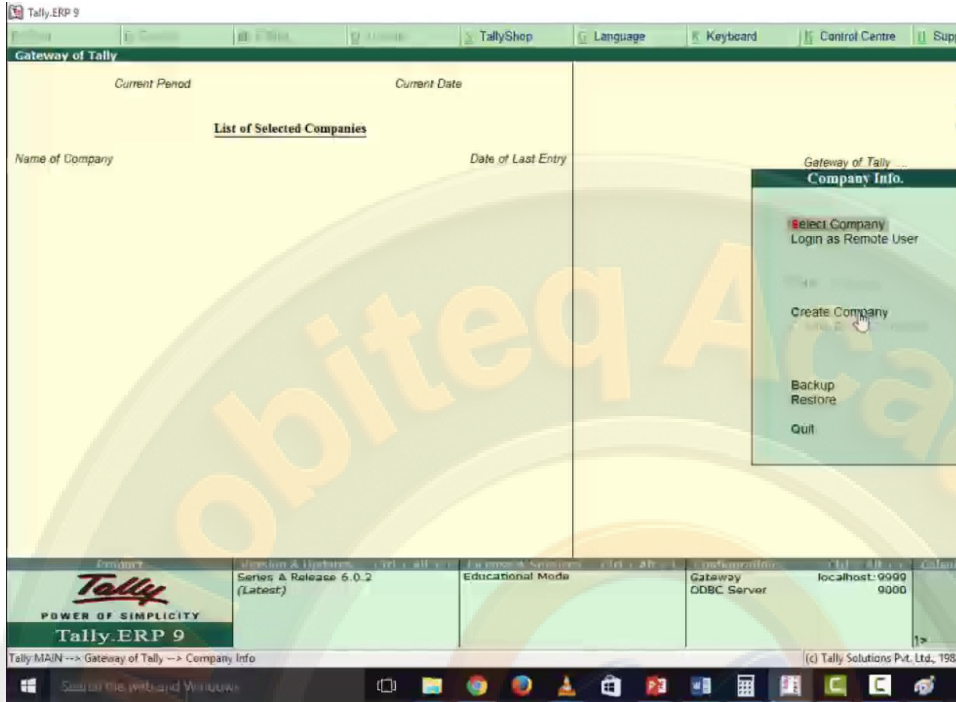
सबसे पहले हम company create करेगे यहा पर कोई और company open हो रखी है पहले हम इसको shut करेगे से cmp. info को select करेगे



shut company को select करे

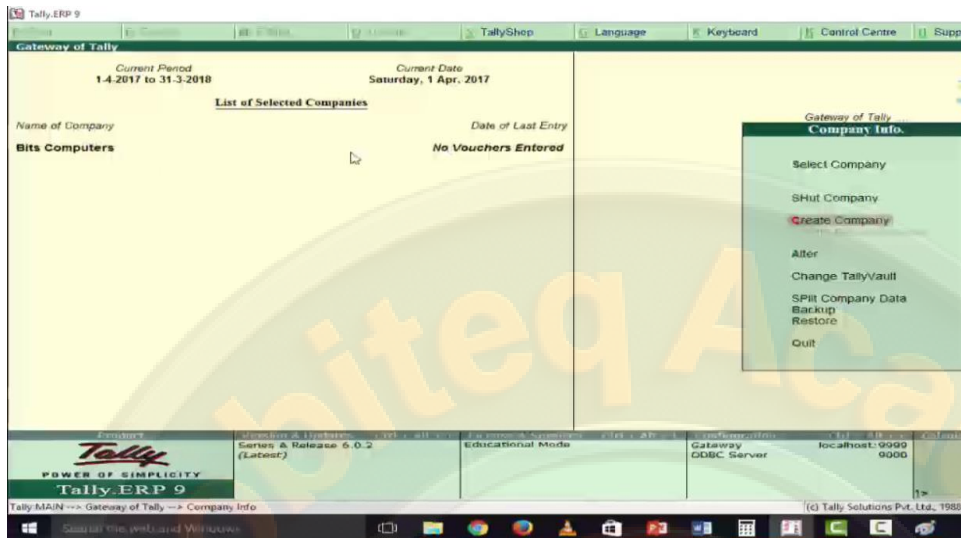


अब यहा से create company को select करे

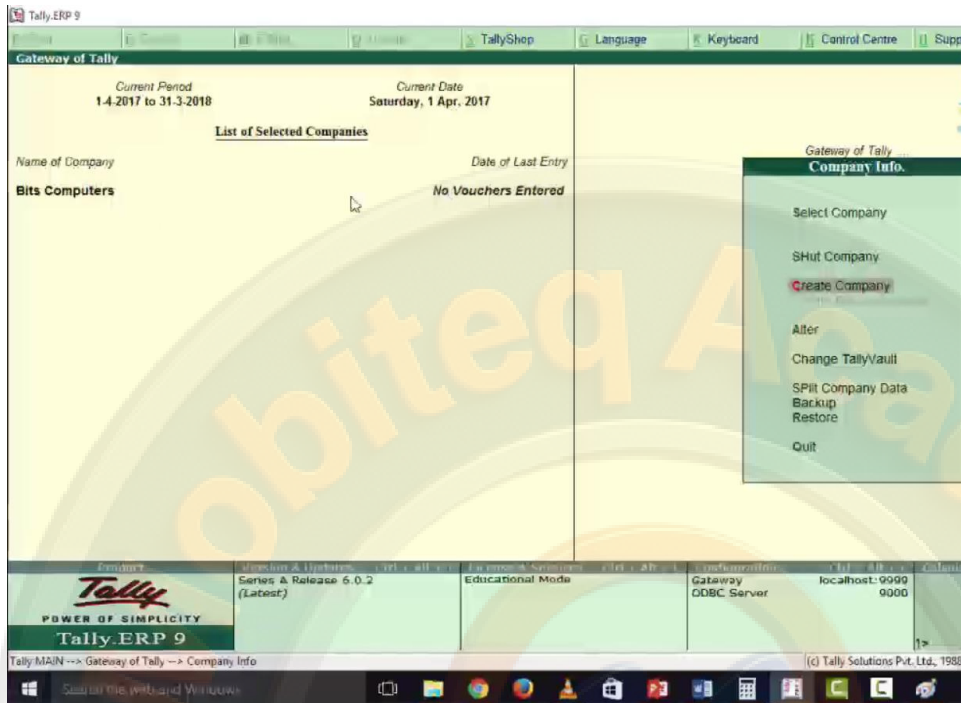


यहा company creation screen available हो जाएगी यहा पर company से related information fill करेगे और यहा से yes करे और company create हो जाएगी यहा पर bits computers के name से company create हो जाएगी

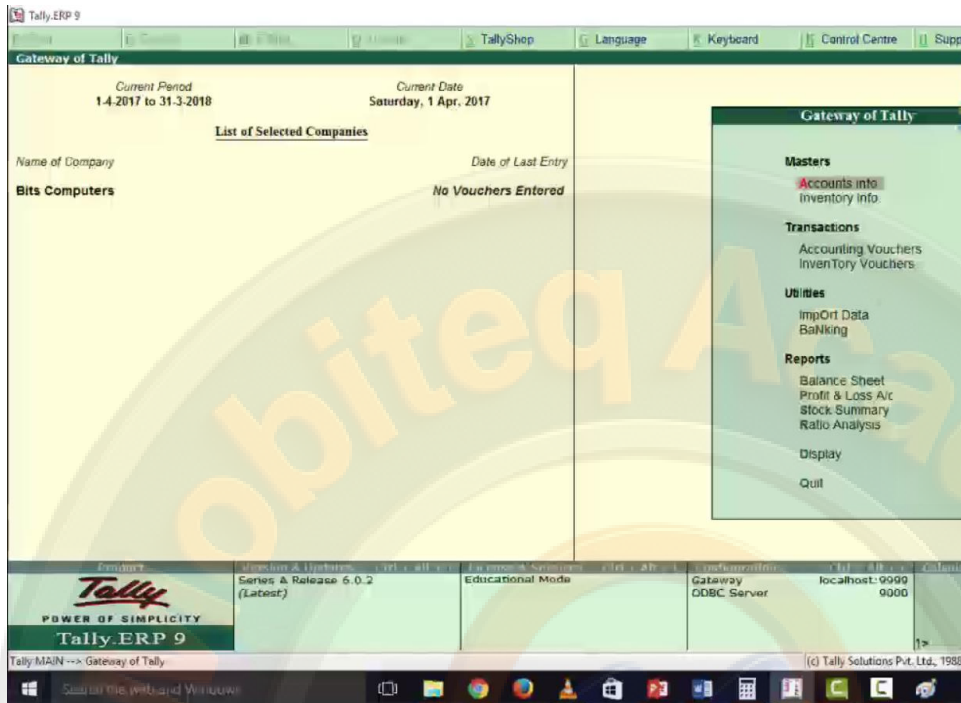




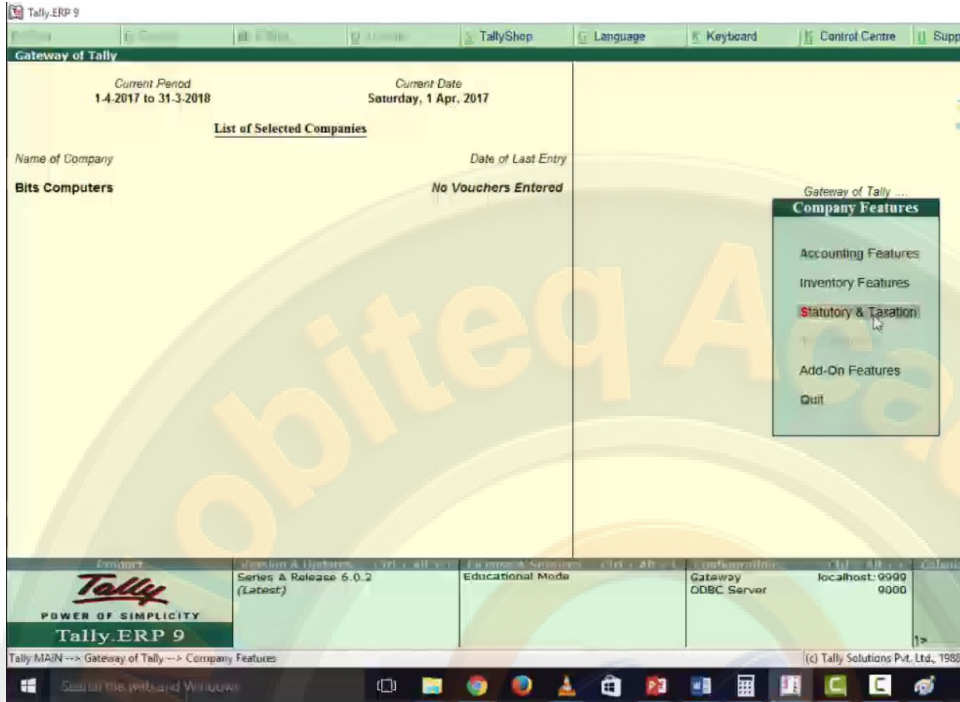
अब हम यहा से gst की setting करेगे



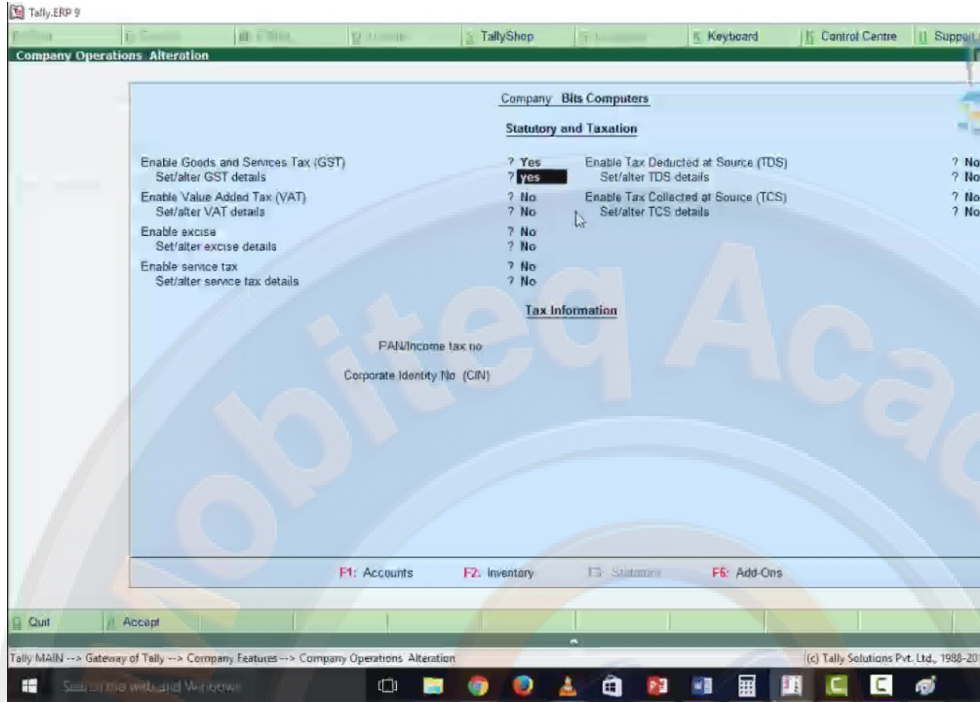
इसके लिय यहा features buton को select करे



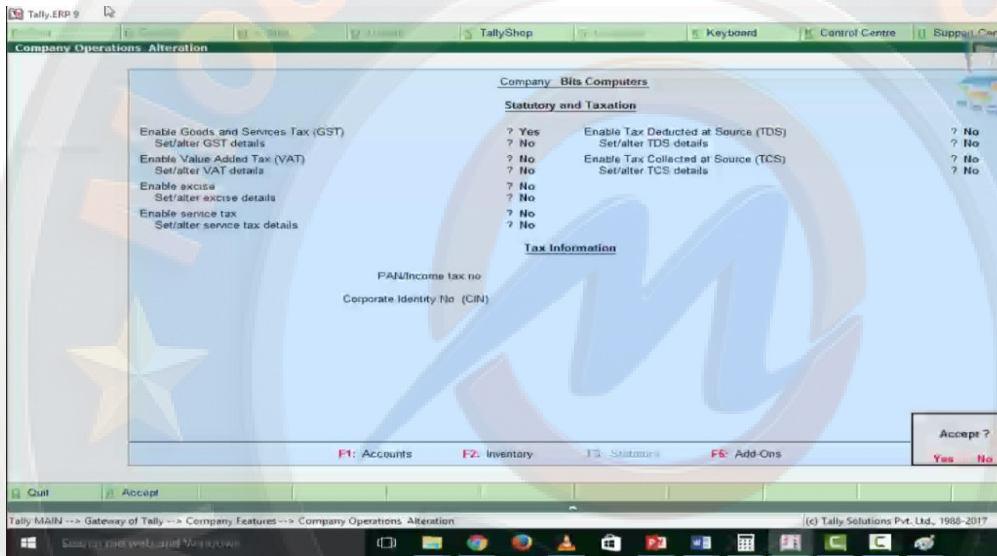
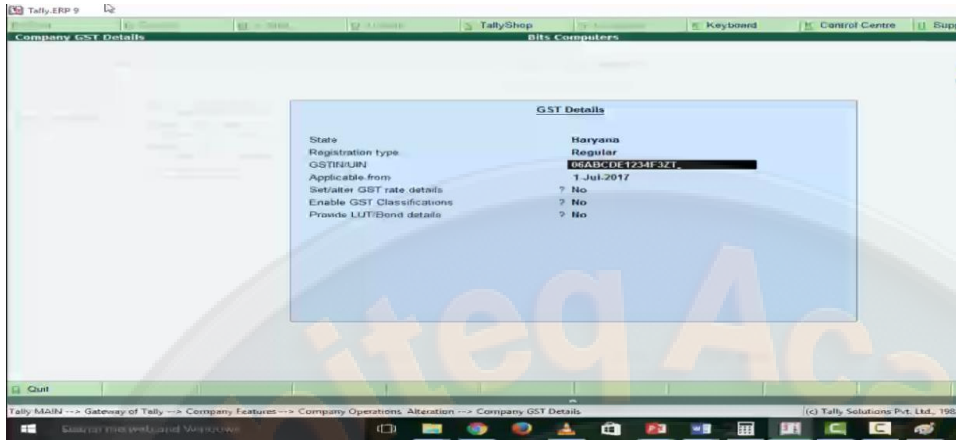
यहां से statutory & taxation को select करें



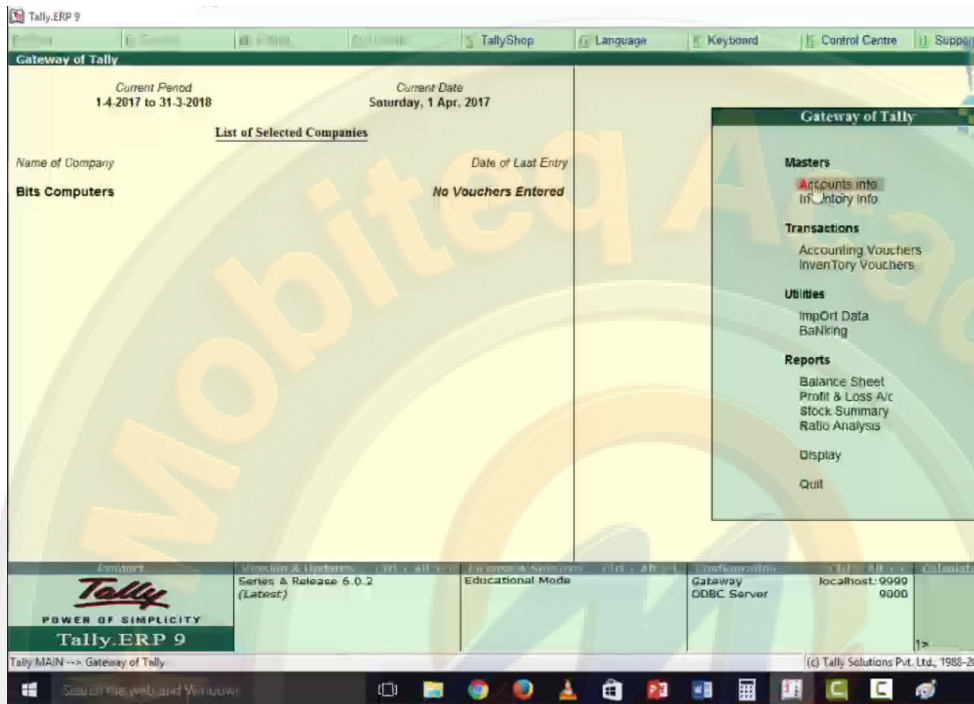
यहां से enable goods and services tax (GST) और set/alter GST details को yes कर ले और enter कर दे



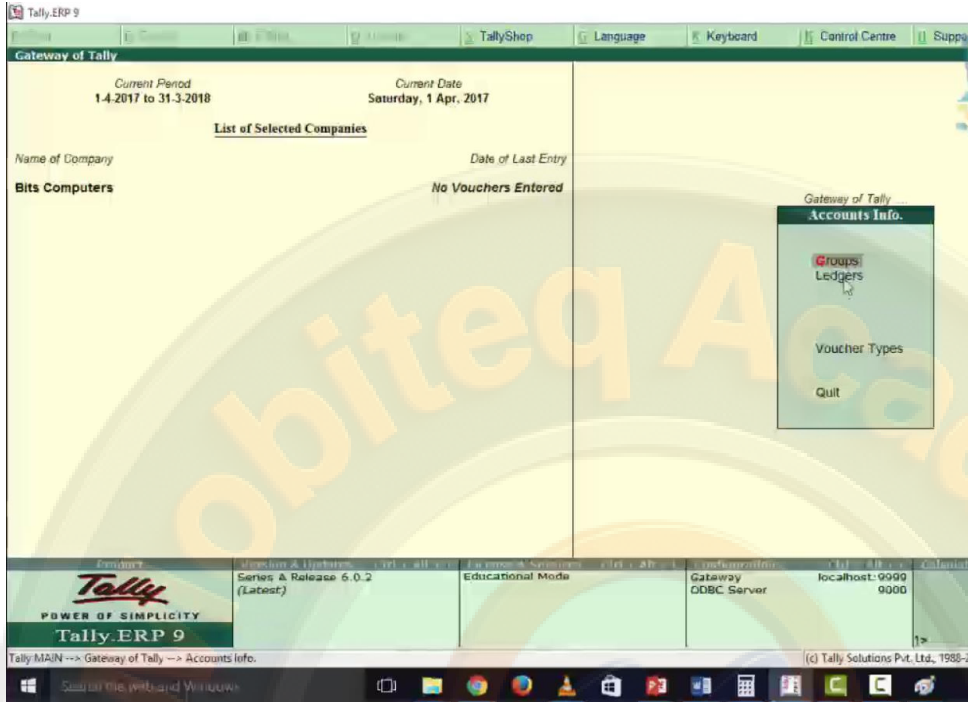
क्यूकी हमारी company haryana base है तो इसने खुद ही select कर लिया है gst number fill करे applicable from 1-july-2017 क्यूकी इससे पहले ये applicable नहीं था finally इसको yes करके activate कर लेते है



यहा पर सबसे पहले capital account बनाना है इसके लिये master के अंतर्गत account info को select करे



सबसे पहले ledger बनाना है तो ledger को select कर लेंगे



फिर create को select कर लेते हैं

Tally.ERP 9

Gateway of Tally

Current Period: 1-4-2017 to 31-3-2018  
Current Date: Saturday, 1 Apr, 2017

List of Selected Companies


Name of Company	Date of Last Entry
Bits Computers	No Vouchers Entered

Gateway of Tally - Accounts Info

**Ledgers**

- Single Ledger
  - Create
  - Display
  - Alter
- Multiple Ledgers
  - Create
  - Display
  - Alter
- Quit

Product: Tally ERP 9  
Version & Features: Series & Release 6.0.2 (Latest)  
Educational Mode  
Gateway: Gateway ODBC Server  
Port: localhost: 9000



ledger creation screen available हो जाएगी यहा पर capital ledger को create करेगे और yes कर देंगे

The screenshot shows the 'Ledger Creation' window in Tally ERP 9. The window title is 'Bits Computers'. The main form is divided into several sections:

- Name:** Capital A/c (alias)
- Total Opening Balance:** (Empty field)
- Under:** Capital Account
- Inventory values are affected:** ? No
- Mailing Details:**
  - Name: Capital A/c
  - Address: (Empty)
  - Country: India
  - State: Haryana
  - Pincode: (Empty)
  - Provide bank details: No
- Tax Registration Details:**
  - PAN/IT No: (Empty)
  - Set/alter GST details: ? No

At the bottom, there is a section for 'Opening Balance (on 1-Apr-2017):' and a dialog box asking 'Accept?' with 'Yes' and 'No' buttons. The taskbar at the bottom shows the Windows Start button and various application icons.

यहा पर idbi bank account ledger create की है

Tally, ERP 9

Bits Computers

**Ledger Creation**

Name: IDBI BANK (alias)

**Total Opening Balance**

1,50,000.00 Dr

Difference: 1,50,000.00 Dr

Under: Bank Accounts (Current Assets)

Name: IDBI BANK

Address:

**Bank Account Details**

A/c holder's name: Bits Computers

A/c no: # Not Applicable

IFS code: # Not Applicable

Bank name: # Not Applicable

Branch: # Not Applicable

**Bank Configuration**

Set cheque books: ? No

Set cheque printing configuration: ? No

**Mailing Details**

Country: India

State: Haryana

GSTIN/UIN: # Not Applicable

Pincode: # Not Applicable

Opening Balance (on 1-Apr-2017): 1,50,000.00 Dr

Accept ?

Yes No

Quit Accept

Tally MAIN -> Gateway of Tally -> Accounts Info. -> Ledgers -> Ledger Creation

(c) Tally Solutions Pvt. Ltd., 1998

यहा पर creative computer ambala intra state का ledger create करेगे हम जैसे ही set gst details को yes करते है तो dealer की details दे सकते है

Tally.ERP 9

**Ledger Creation** Bits Computers

Name Creative Computer Ambala IntraSt Cr (alias)		Total Opening Balance 1,50,000.00 Dr
		Difference 1,50,000.00 Dr

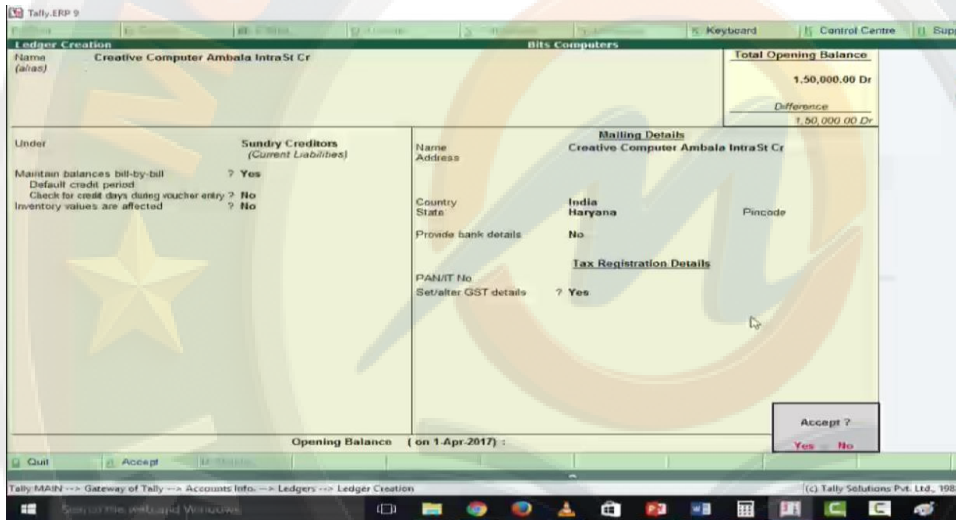
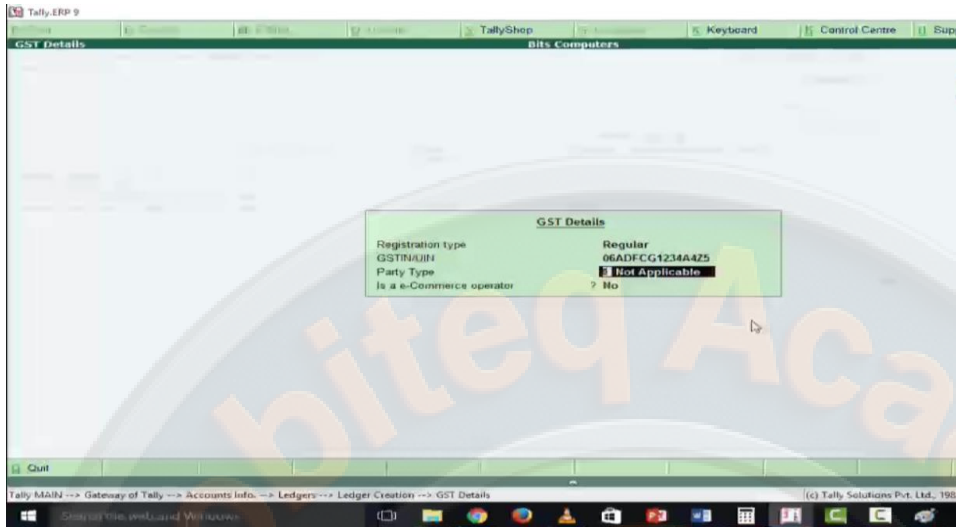
Under	<b>Sundry Creditors</b> (Current Liabilities)	Name Creative Computer Ambala IntraSt Cr
Maintain balances bill-by-bill	? Yes	Address
Default credit period		
Check for credit days during voucher entry	? No	Country India
Inventory values are affected	? No	State Haryana
		Pincode
		Provide bank details No
		<b>Tax Registration Details</b>
		PAN/IT No.
		Set/alter GST details ? <b>yes</b>

Opening Balance (on 1-Apr-2017) :

Quit Accept

Tally MAIN -> Gateway of Tally -> Accounts Info. -> Ledgers -> Ledger Creation (c) Tally Solutions Pvt. Ltd., 1988-20

finally हम इसको yes कर देते है



यहा पर Ctech computer ludhiana punjab inter state ledger create किया है

Tally.ERP 9

**Ledger Creation** Bits Computers

Name (alias) Ctech Computer Ludhiana Pb Inter Cr

<b>Total Opening Balance</b>	
	1,50,000.00 Dr
<b>Difference</b>	
	1,50,000.00 Cr

Under Sundry Creditors (Current Liabilities)

Maintain balances bill-by-bill ? Yes

Default credit period

Check for credit days during voucher entry ? No

Inventory values are affected ? No

**Mailing Details**

Name Address Ctech Computer Ludhiana Pb Inter Cr

Country India

State Punjab

Pincode

Provide bank details No

**Tax Registration Details**

PAN/IT No

Set/alter GST details ? Yes

Opening Balance (on 1-Apr-2017):

Accept ?

Yes No

Quit Accept

Tally MAIN -> Gateway of Tally -> Accounts Info. -> Ledgers -> Ledger Creation (c) Tally Solutions Pvt. Ltd., 1988-2017

यहा पर drone computer ambala haryana का ledger create किया है

Tally.ERP 9

Bits Computers

**Ledger Creation**

Name (alias) **Drone Computer Amb Hry Dr Intra**

<b>Total Opening Balance</b>	
	1,50,000.00 Dr
<b>Difference</b>	
	1,50,000.00 Dr

Under **Sundry Debtors (Current Assets)**

Maintain balances bill-by-bill ? Yes  
 Default credit period  
 Check for credit days during voucher entry ? No  
 Inventory values are affected ? No

**Mailing Details**

Name Address **Drone Computer Amb Hry Dr Intra**

Country **India**  
 State **Haryana** Pincode

Provide bank details **No**

**Tax Registration Details**

PAN/IT No  
 Set/alter GST details ? Yes

Opening Balance (on 1-Apr-2017) :

Accept ?  
 Yes No

Quit Accept

Tally Main -> Gateway of Tally -> Accounts Info. -> Ledgers -> Ledger Creation (c) Tally Solutions Pvt. Ltd., 1998

इसी तरह से deepal computer rajpura punjab का ledger बनाया है

Tally.ERP 9

Bits Computers

**Ledger Creation**

Name: **Deepal Computers Rajpura Pb Dr** (alias)

<b>Total Opening Balance</b>	
1,50,000.00 Dr	
<b>Difference</b>	
1,50,000.00 Dr	

**Under**      **Sundry Debtors**  
(Current Assets)

Maintain balances bill-by-bill      ? Yes  
 Default credit period  
 Check for credit days datest voucher entry ? No  
 Inventory values are affected      ? No


**Mailing Details**  
 Name: **Deepal Computers Rajpura Pb Dr**  
 Address  
 Country: **India**  
 State: **Punjab**      Pincode  
 Provide bank details: **No**

**Tax Registration Details**  
 PAN/IT No.  
 Set/alter GST details      ? Yes

Opening Balance ( on 1-Apr-2017 ) :      **Accept ?**  
 Yes      No

Quit      Accept      [F12]      [F11]      [F10]      [F9]      [F8]      [F7]      [F6]      [F5]      [F4]      [F3]      [F2]      [F1]

Tally: MAIN -> Gateway of Tally -> Accounts Info. -> Ledgers -> Ledger Creation      (c) Tally Solutions Pvt. Ltd., 1988-20



यहा पर हमने purchase intra state ledger create किया है

The screenshot shows the 'Ledger Creation' window in Tally ERP 9. The ledger name is 'Purchase Intra State Local Hry'. The 'Total Opening Balance' is 1,50,000.00 Dr, and the 'Difference' is also 1,50,000.00 Dr. The 'Under' field is set to 'Purchase Accounts'. The 'Inventory values are affected' checkbox is checked. The 'Statutory Information' section shows 'Is GST Applicable' as 'Applicable' and 'Type of Supply' as 'Goods'. The 'Mailing Details' section is empty. The 'Tax Registration Details' section shows 'Provide bank details' as 'No' and 'PAN/IT No.' as empty. The 'Opening Balance (on 1 Apr. 2017):' is displayed at the bottom. The window title is 'Bits Computers'.

Ledger Creation		Bits Computers	
Name (alias)	Purchase Intra State Local Hry	Total Opening Balance	1,50,000.00 Dr
		Difference	1,50,000.00 Dr
Under	Purchase Accounts	Name Address	
Inventory values are affected	<input checked="" type="checkbox"/> Yes	Provide bank details	No
Is GST Applicable	<input checked="" type="checkbox"/> Applicable	PAN/IT No.	
Set/alter GST Details	<input type="checkbox"/> No		
Type of Supply	Goods		
Opening Balance (on 1 Apr. 2017):		Accept ?	
		<input type="checkbox"/> Yes <input type="checkbox"/> No	

यहा पर purchase inter state ledger create किया है

Tally.ERP 9

Bits Computers

**Ledger Creation**

Name: Purchase InterState Pb Outside  
 (alias)

**Total Opening Balance**  
 1,50,000.00 Dr  
 Difference  
 1,50,000.00 Dr

Under: Purchase Accounts

Inventory values are affected: ? Yes

**Statutory Information**  
 Is GST Applicable: ?  Applicable  
 Set/alter GST Details: ? No  
 Type of Supply: Goods

**Mailing Details**  
 Name Address

Provide bank details: No

**Tax Registration Details**  
 PAN/IT No

Opening Balance (on 1-Apr-2017):

Accept ?  
 Yes No

Quit Accept

Tally MAIN -> Gateway of Tally -> Accounts Info. -> Ledgers -> Ledger Creation (c) Tally Solutions Pvt. Ltd., 1988-20

यहा पर intra state sale ledger create किया है

Tally.ERP 9

Bits Computers

**Ledger Creation**

Name: Sales Local Hry Intra (alias)

Total Opening Balance: 1,50,000.00 Dr

Difference: 1,50,000.00 Dr

Under: Sales Accounts

Inventory values are affected: ? Yes

Mailing Details: Name, Address

Statutory Information: Is GST Applicable: ? Applicable, No; Set/alter GST Details: ? Goods; Type of Supply: Goods

Provide bank details: No

Tax Registration Details: PAN/IT No.

Opening Balance (on 1-Apr-2017):

Accept ? Yes No

Quit Accept

Tally MAIN -> Gateway of Tally -> Accounts Info. -> Ledgers -> Ledger Creation (c) Tally Solutions Pvt. Ltd., 1988-2

यहा पर inter state sale ledger बनाया है

Tally, ERP 9

Bits Computers

**Ledger Creation**

Name: Sales Inter Punjab Outside

(alias)

<b>Total Opening Balance</b>	
1,50,000.00 Dr	
<b>Difference</b>	
1,50,000.00 Dr	

Under: Sales Accounts

Inventory values are affected: ? Yes

**Statutory Information**

Is GST Applicable: ?  Applicable  No

Set/alter GST Details: ?  No  Goods

Type of Supply: Goods

**Mailing Details**

Name Address

Provide bank details: No

**Tax Registration Details**

PAN/IT No

Accept ?

Yes No

Opening Balance ( on 1-Apr-2017 ) :

Quit Accept

Tally MAIN --> Gateway of Tally --> Accounts Info. --> Ledgers --> Ledger Creation

(c) Tally Solutions Pvt. Ltd., 1988-20

यहा पर हम gst के लिय separate account की जानकारी लेंगे

यदि हमने purchase within state की है यानि intrastate purchase है तो input sgst और input cgst लगेगा

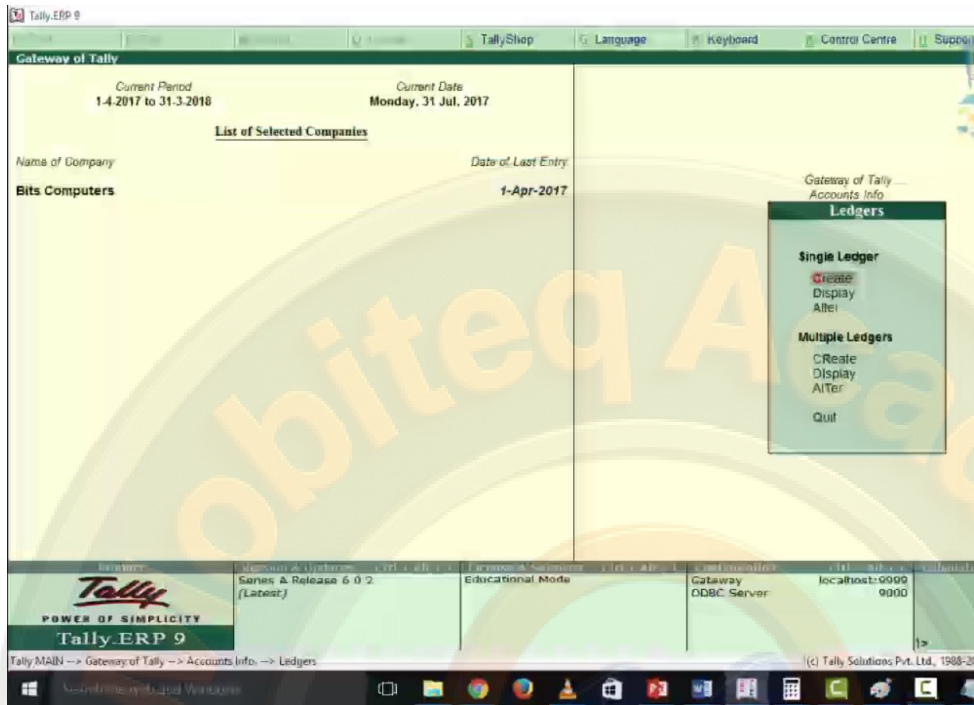
यदि हमने purchase outside state की है यानि interstate purchase हा तो input igst लगेगा

यदि हमने sales within state की है यानि intrastate sales है तो input sgst और input cgst लगेगा

यदि हमने sales outside state की है यानि interstate sales हा तो input igst लगेगा

FOR	INPUT/OUTPUT	INPUT/OUTPUT
PUARCHASE WITHIN STATE / INTRA GST -18%	INPUT SGST 9%	INPUT CGST 9%
PUARCHASE OUTSIDE STATE / INTER GST -18%	INPUT IGST 18%	
SALES WITHIN STATE / INTRA GST -18%	OUTPUT SGST 9%	OUTPUT CGST 9%
SALES OUTSIDE STATE / INTER GST -18%	OUTPUT IGST 18%	
FOR CALCULATING GST TAX	GST TAX PAYABLE A/C	

इसके लिय ledger में create को select करेगे



यहा पर input sgst 9% ledger create किया है

Tally.ERP 9

Bits Computers

**Ledger Creation**

Name: INPUT SGST 9% (alias)

<b>Total Opening Balance</b>	
1,50,000.00 Dr	
<b>Difference</b>	
1,50,000.00 Dr	

<b>Under</b> Type of duty/tax Tax type Inventory values are affected Percentage of calculation Rounding method	<b>Duties &amp; Taxes (Current Liabilities)</b> GST State Tax ? No ? 9% Not Applicable	<b>Mailing Details</b> Name Address Provide bank details No PAN/IT No.
<b>Statutory Information</b>		<b>Tax Registration Details</b>

Opening Balance (on 1-Apr-2017):

Accept ?  
Yes No

Quit Accept

Tally MAIN -> Gateway of Tally -> Accounts Info. -> Ledgers -> Ledger Creation (c) Tally Solutions Pvt. Ltd., 1988-2018

यहा पर input cgst 9% ledger create किया है

Tally, ERP 9

Bits Computers

**Ledger Creation**

Name: **INPUT CGST 9%** (alias)

<b>Total Opening Balance</b>	
1,50,000.00 Dr	
<b>Difference</b>	
1,50,000.00 Dr	

<b>Under</b>	<b>Duties &amp; Taxes</b> (Current Liabilities)	<b>Mailing Details</b>
Type of duty/tax	GST	Name
Tax type	Central Tax	Address
Inventory values are affected	? No	
Percentage of calculation	? 9 %	
Rounding method	1 Not Applicable	Provide bank details
	<b>Statutory Information</b>	No
		<b>Tax Registration Details</b>
		PAN/IT No.

Opening Balance (on 1-Apr-2017):

Accept ?

Yes No

Quit Accept

Tally MAIN -> Gateway of Tally -> Accounts Info. -> Ledgers -> Ledger Creation

(c) Tally Solutions Pvt. Ltd., 1988-20

यहा पर input igst 18% ledger बनाया है तो इस तरह से तीन account बन चुके है जो input से related है

Tally.ERP 9

Bits Computers

**Ledger Creation**

Name: INPUT IGST 18% (alias)

<b>Total Opening Balance</b>	
1,50,000.00 Dr	
<b>Difference</b>	
1,50,000.00 Dr	

**Under**

Type of duty/tax: GST  
 Tax type: Integrated Tax  
 Inventory values are affected: No  
 Percentage of calculation: 18 %

**Duties & Taxes (Current Liabilities)**

Rounding method: Not Applicable

**Statutory Information**

**Mailing Details**

Name Address

Provide bank details: No

**Tax Registration Details**

PAN/IT No.

Accept ?  
 Yes No

Opening Balance ( on 1-Apr-2017 ) :

Quit Accept

Tally MAIN -> Gateway of Tally -> Accounts Info. -> Ledgers -> Ledger Creation (c) Tally Solutions Pvt. Ltd., 1988-2018

यहा पर output से related ledger बनायेगे हमने यहा पर output sgst 9% बनाया है

Tally, ERP 9

Bits Computers

**Ledger Creation**

Name: OUTPUT SGST 9% (alias)

<b>Total Opening Balance</b>	
1,50,000.00 Dr	
<b>Difference</b>	
1,50,000.00 Dr	


<b>Under</b> Type of duty/tax Tax type Inventory values are affected Percentage of calculation Rounding method	<b>Duties &amp; Taxes (Current Liabilities)</b> GST State Tax ? No ? 9 % 1 Not Applicable Statutory Information	<b>Mailing Details</b> Name Address Provide bank details No PAN/IT No.	<b>Tax Registration Details</b>
---	---	---	---------------------------------

Opening Balance (on 1-Apr-2017):

Accept ?  
 Yes No

Quit Accept

Tally MAIN -> Gateway of Tally -> Accounts Info. -> Ledgers -> Ledger Creation (c) Tally Solutions Pvt. Ltd., 1988-20



यहा पर output cgst 9% ledger create किया है

Tally.ERP 9

Bits Computers

**Ledger Creation**

Name OUTPUT CGST 9%  
(alias)

Total Opening Balance:	
	1,50,000.00 Dr
Difference	1,50,000.00 Dr

Under: Duties & Taxes (Current Liabilities)

Type of duty/tax: GST  
 Tax type: Central Tax  
 Inventory values are affected: No  
 Percentage of calculation: 9%

Rounding method: Not Applicable

Statutory Information: Provide bank details: No

Mailing Details: Name, Address

Tax Registration Details: PAN/TIN No.

Opening Balance (on 1 Apr.2017):

Accept ?

Quit Accept

Tally MAIN -> Gateway of Tally -> Accounts Info. -> Ledgers -> Ledger Creation (c) Tally Solutions Pvt. Ltd., 1988-

यहा पर output igst 18% ledger create किया है इस प्रकार हमने तीन account output से related create किये है

The screenshot shows the 'Ledger Creation' window in Tally ERP 9. The ledger name is 'OUTPUT IGST 18%'. The 'Total Opening Balance' is 1,50,000.00 Dr, and the 'Difference' is also 1,50,000.00 Dr. The 'Duties & Taxes' section is set to 'GST Integrated Tax' with a percentage of 18%. The 'Mailing Details' section is empty. The 'Tax Registration Details' section is also empty. The 'Opening Balance (on 1-Apr-2017)' is 1,50,000.00 Dr. A dialog box asks 'Accept?' with 'Yes' and 'No' options.

Ledger Creation		Total Opening Balance
Name (alias)	OUTPUT IGST 18%	1,50,000.00 Dr
		Difference
		1,50,000.00 Dr

**Duties & Taxes (Current Liabilities)**

Type of duty/tax: GST  
 Tax type: Integrated Tax  
 Inventory values are affected: No  
 Percentage of calculation: 18 %  
 Rounding method: Not Applicable

**Mailing Details**

Name Address:   
 Provide bank details: No

**Statutory Information**

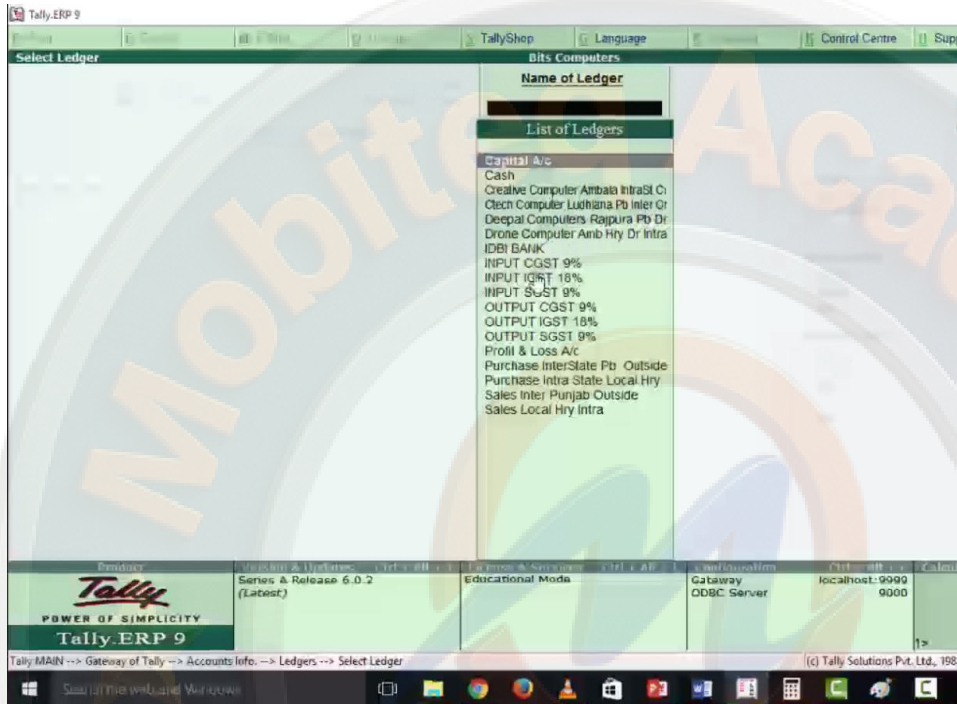
**Tax Registration Details**

PAN/IT No:   
 Accept ?  
 Yes No

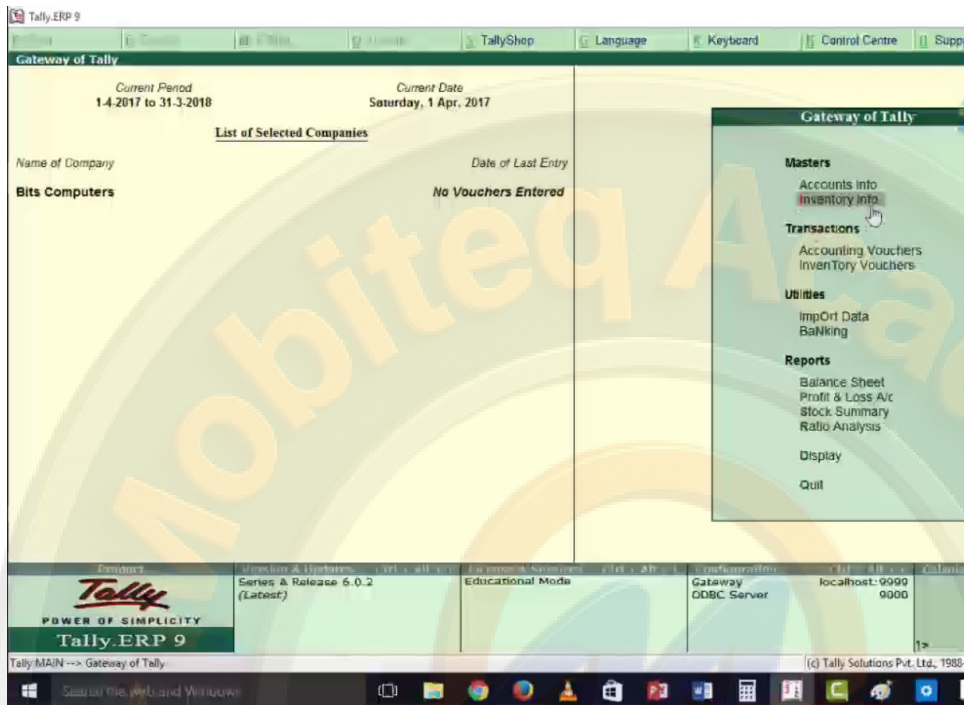
Opening Balance (on 1-Apr-2017) : 1,50,000.00 Dr

Tally MAIN -> Gateway of Tally -> Accounts Info. -> Ledgers -> Ledger Creation (c) Tally Solutions Pvt. Ltd., 1988

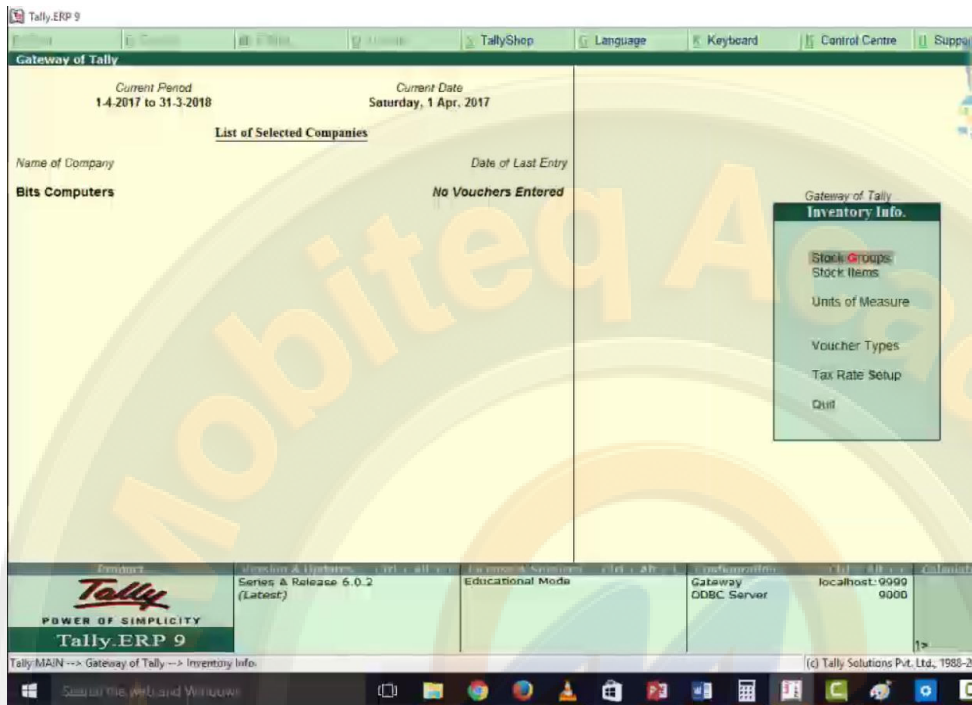
देखिये यहाँ list of ledger में सभी ledger show हो रहे हैं जो create किया है इन accounts को बनाने का सबसे बड़ा benefit यह है की हमारे पास सभी product पर sgst cgst और igst की details available हो जाएगी total tax कितना payable है यह जानकारी भी मिल जाती है



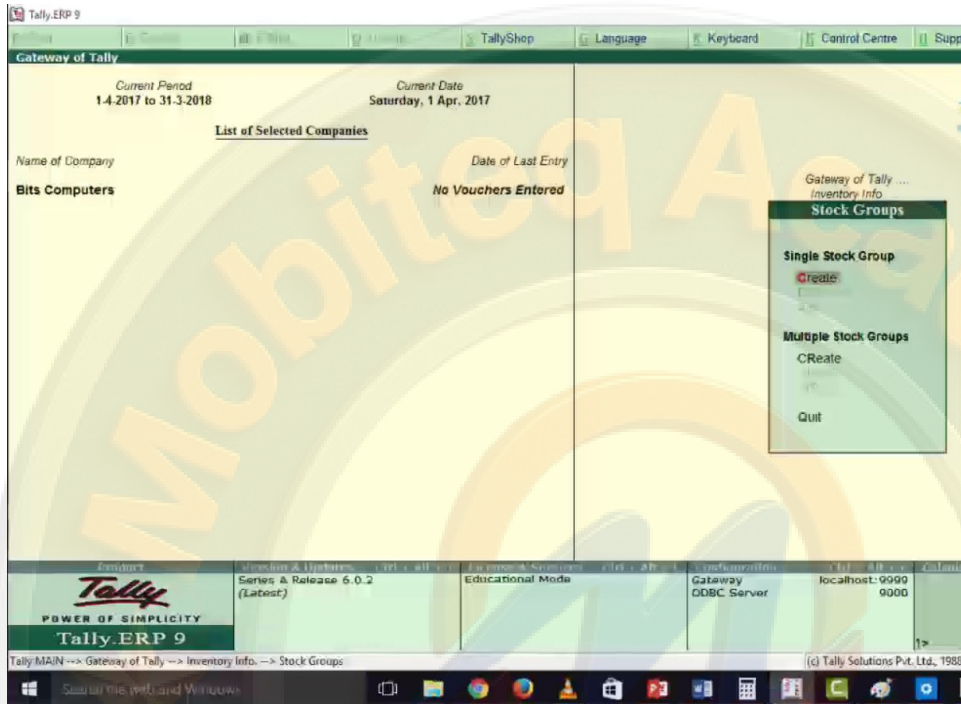
stock ledger create करने के लिय inventory info पर क्लिक करे



यहा से stock group को select करे



यहा से create को select करे



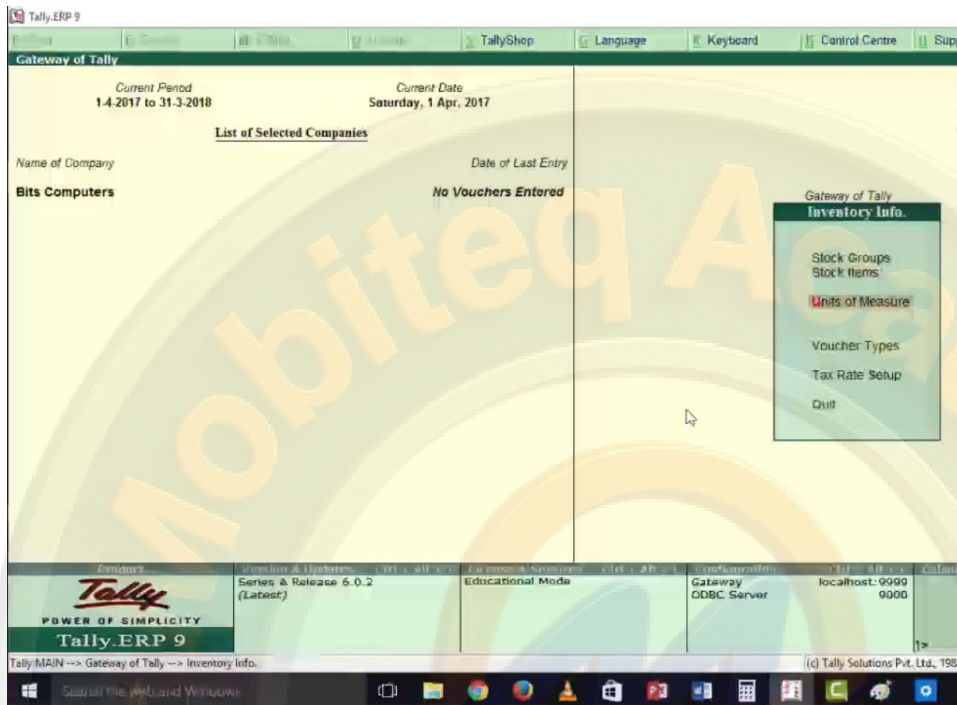
stock group creation की screen available हो जाएगी यहाँ पर stock group का name और set/alter gst details को yes करे यह taxability पूछेगा यह taxable है



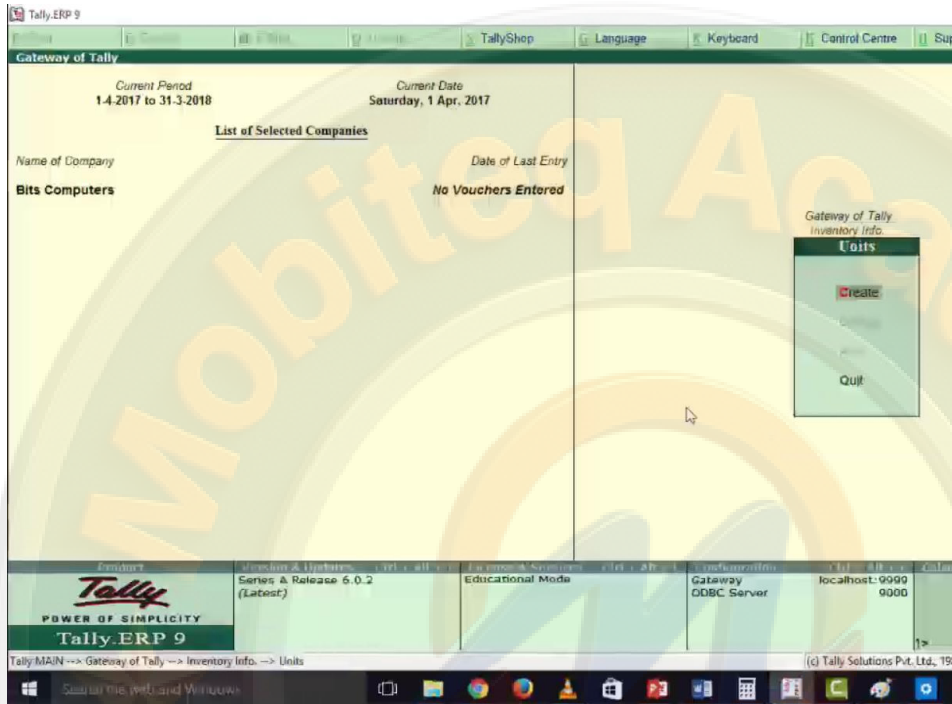
आप configuration buton या F12 से setting को yes no कर सकते है हमे पता है integrated tax 18% है उसको fill करेगे ये खुद ही cgst और sgst को 9% कर देगा



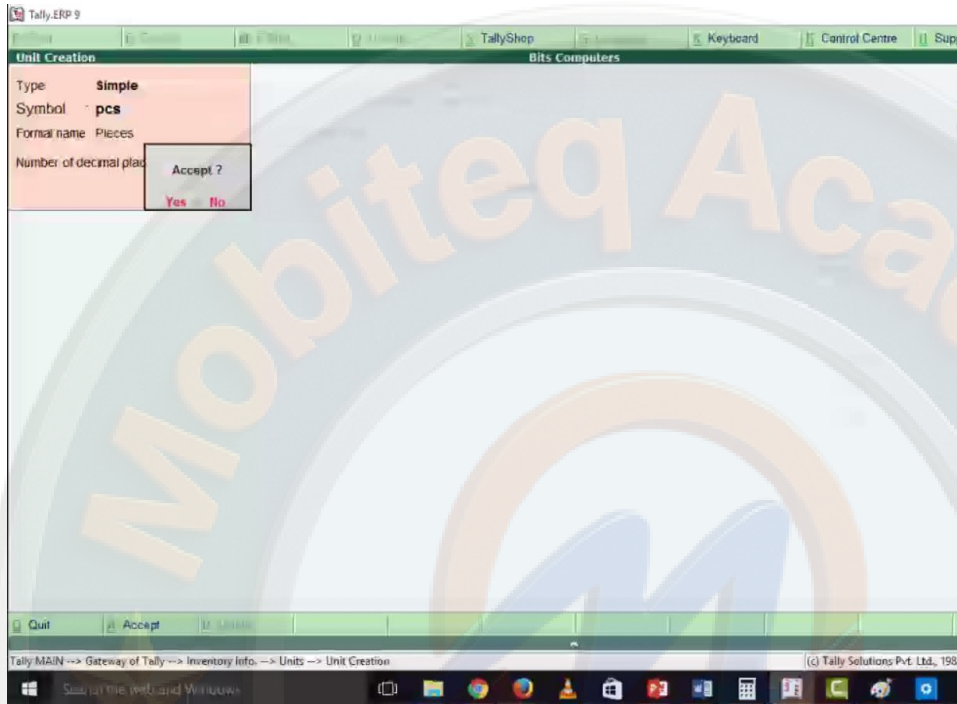
अब एक unit create करना है यहा से unit of measurement को select करे



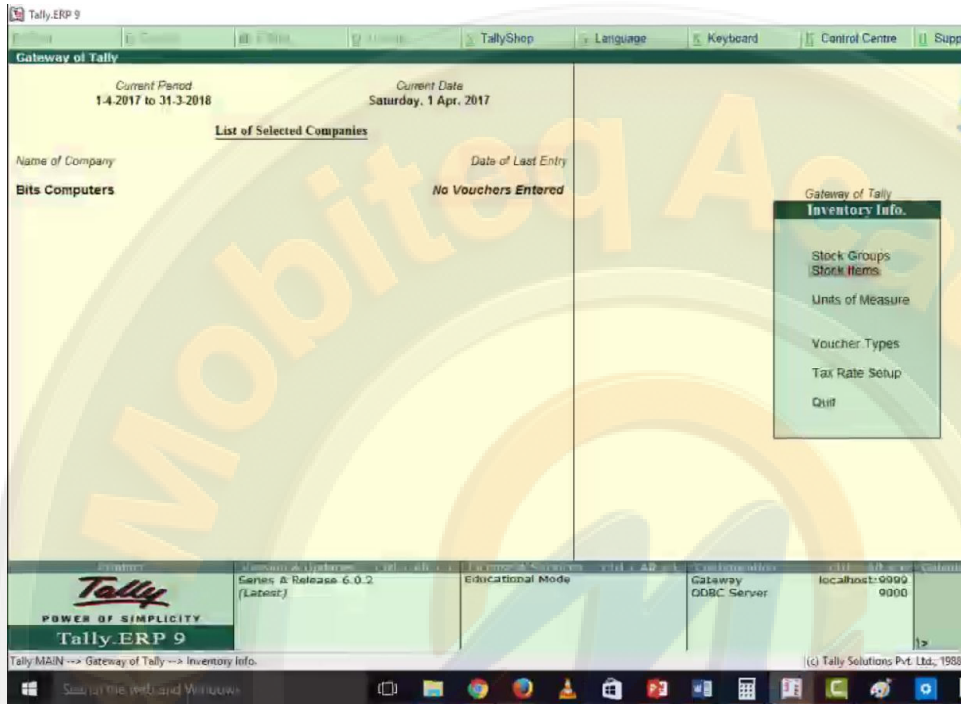
यहाँ से create को select करें



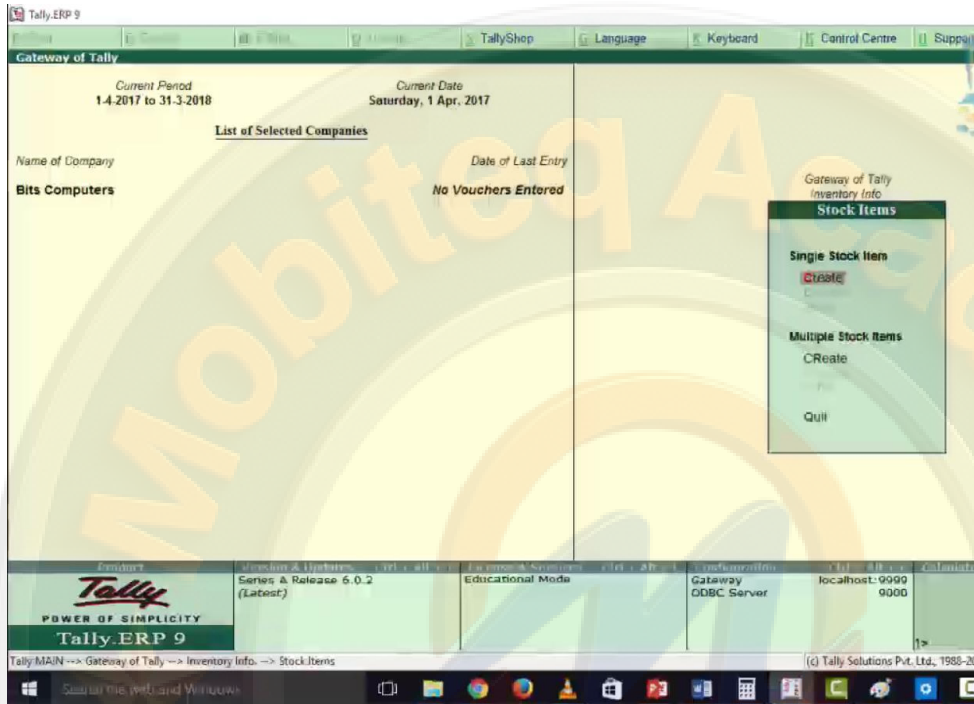
यहा पर unit creation screen available हो जाएगी



अब हमें दो items create करनी हैं stock items को select करे



यहा से create को select करे



stock item creation screen available हो जाएगी यहां पर hp laptop की item create करनी है

The screenshot shows the 'Stock Item Creation' window in Tally ERP 9. The window title is 'Bits Computers'. The 'Name' field contains 'Hp Laptop'. The 'Under' field is 'Laptop' and 'Units' is 'pcs'. The 'Statutory Information' section includes: 'GST Applicable' (Applicable), 'Set/alter GST Details' (No), 'Type of Supply' (Goods), and 'Rate of Duty (eg 5)' (0). Below this is a table with columns 'Opening Balance', 'Quantity', 'Rate per', 'Value', and 'Accept?'. The 'Accept?' column has 'Yes' and 'No' buttons. At the bottom, there are 'Quit', 'Accept', and 'F12:Options' buttons. The taskbar at the bottom shows the Windows Start button and various application icons.

Opening Balance	Quantity	Rate per	Value	Accept?
				Yes No

यहा पर dell laptop की items create करनी है

The screenshot shows the 'Stock Item Creation' window in Tally ERP 9. The window title is 'Bits Computers'. The main form contains the following fields and options:

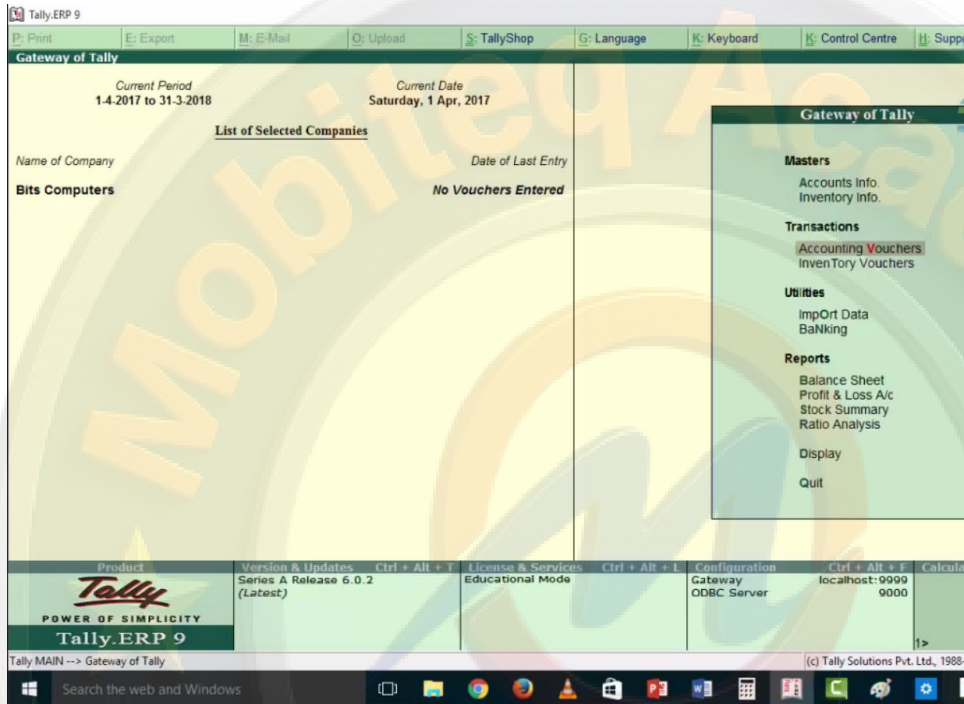
- Name (alias):** Dell Laptop
- Under Units:** Primary pcs
- Statutory Information:**
  - GST Applicable:  Applicable
  - Set/alter GST Details:  No
  - Type of Supply: Goods
  - Rate of Duty (eg 5): 0

At the bottom of the form, there is a table with the following structure:

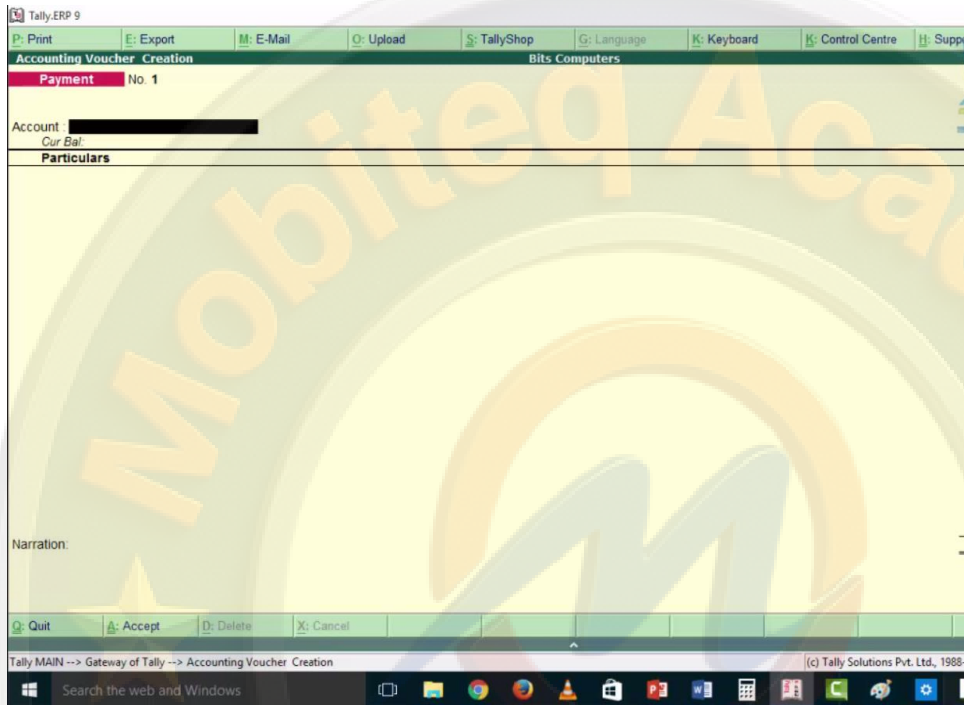
Opening Balance	Quantity	Rate per	Value	Accept ?
				<input type="checkbox"/> Yes <input type="checkbox"/> No

At the bottom of the window, there are buttons for 'Quit', 'Accept', and 'U. Press'. The status bar at the bottom shows the navigation path: Tally MAIN --> Gateway of Tally --> Inventory Info. --> Stock Items --> Stock Item Creation. The copyright notice is (c) Tally Solutions Pvt. Ltd., 1988.

हमने अभी इन entries के ledger create किये थे अब हम बारी बारी से इन entries को करेगे इसके लिय सबसे पहले हम transaction के अंतर्गत accounting vouchers को select करेगे



यहा पर accounting voucher creation screen open हो जाएगी अब हमारे पास सभी ledger पहले से बने हुए है receipt की entry करने है इसके लिय receipt buton पर click करेगे



capital invest हुई थी 10000/- की इसकी entry यहा की है

The screenshot shows the Tally Accounting Voucher Creation interface. The account selected is 'Cash' with a current balance of 10,000.00 Dr. The voucher is for 'Capital A/c' with a current balance of 10,000.00 Cr. The amount entered is 10,000.00. A 'Narration' field is present but empty. A small dialog box asks 'Accept?' with 'Yes' and 'No' options. The interface includes a menu bar with options like 'F4: Contra', 'F5: Payment', etc., and a taskbar at the bottom showing the date as Tue, 8 Aug. 2017.

Particulars	Amount
Capital A/c Cur Bal: 10,000.00 Cr	10,000.00

idbi bank की entry हम पहले ही ledger बनाते हुए कर चुके आप ledger के अंतर्गत alter में यह entries check कर सकते हैं

Tally.ERP 9

Print | Export | E-Mail | Upload | TallyShop | Language | Keyboard | Control Centre | Support

**Ledger Display** Bits Computers

Name : IDBI BANK **Total Opening Balance**  
1,50,000.00 Dr

*Difference*  
1,50,000.00 Dr

---

**Under** Bank Accounts (Current Assets) **Mailing Details**  
Name Address : IDBI BANK

**Bank Account Details**

A/c holder's name : Bits Computers Country : India  
A/c no. : State : Haryana  
IFS code : Gstin/UIN :   
Bank name : Pincode :   
Branch :

**Bank Configuration**

Set cheque books ? No  
Set cheque printing configuration ? No

---

Opening Balance ( on 1-Apr-2017 ) : 1,50,000.00 Dr

Quit | Accept | Delete

Tally MAIN --> Gateway of Tally --> Accounts Info. --> Ledgers --> Ledger Display (c) Tally Solutions Pvt. Ltd., 191

यहा पर purchase की entry की है जो की intra state है जोकि 5 laptop creative computer ambala, haryana से 10000/- एक laptop के हिसाब से purchase किया है gst 18% है जिसमे 9% input cgst और 9% input sgst तो laptop की amount हुई 50000 और input cgst 9% हुई 4500 और input sgst 9% हुई 4500

Tally, ERP 9

Accounting Voucher Alteration (Secondary) Bits Computers

Purchase No 1 Date 1-Jul-2017

Supplier Invoice no: 101

Party A/c name Creative Computer Ambala IntraSt Cr  
Current balance 50,000.00 Cr  
Purchase Ledger Purchase Intra State Local Hry

Name of Item	Quantity	Rate per	Amount
Hp Laptop	5 pcs	10,000.00 pcs	50,000.00
INPUT CGST 9%		9 %	4,500.00
INPUT SGST 9%		9 %	4,500.00
Narration			5 pcs 50,000.00

Quit Accept Delete Cancel

Tally MAIN -> Gateway of Tally -> Display Menu -> Day Book -> Accounting Voucher Alteration (Secondary) (c) Tally Solutions Pvt. Ltd., 1988-2017 Thu, 10 Aug 2017

Tally, ERP 9

Accounting Voucher Alteration (Secondary) Bits Computers

Purchase No 1 Date 1-Jul-2017

Supplier Invoice no: 101

Party A/c name Creative Computer Ambala IntraSt Cr  
Current balance 50,000.00 Cr  
Purchase Ledger Purchase Intra State Local Hry

Name of Item	Quantity	Rate per	Amount
Hp Laptop	5 pcs	10,000.00 pcs	50,000.00
INPUT CGST 9%		9 %	4,500.00
INPUT SGST 9%		9 %	4,500.00
Narration			5 pcs

Accept ?  
Yes No

Quit Accept Delete Cancel

Tally MAIN -> Gateway of Tally -> Display Menu -> Day Book -> Accounting Voucher Alteration (Secondary) (c) Tally Solutions Pvt. Ltd., 1988-2017 Thu, 10 Aug 2017

यहा पर भी purchase की entry की है जोकि inter state है 5 laptop Ctech computer ludhiana, punjab से 10000/- एक laptop के हिसाब से purchase किये है total amount 50000 हुई इसपर igst 18% है तो input igst 9000/- हुई

Tally.ERP 9

Accounting Voucher Alteration (Secondary) Bits Computers

Purchase No. 2 Date: 1-Jul-2017

Supplier invoice no.: 102

Party A/c name: Ctech Computer Luthiana Pb Inter: Cr  
 Current balance: 50,000.00 Cr  
 Purchase ledger: Purchase InterState Pb Outside

Name of Item	Quantity	Rate per	Amount
Hp Laptop	5 pcs	10,000.00 pcs	50,000.00
INPUT IGST 18%		18 %	9,000.00

Narration: 5 pcs

Accept ?  
 Yes No

Print Export E-Mail Upload TallyShop Keyboard Control Centre Support Centre Help

Tally MAIN -> Gateway of Tally -> Display Menu -> Day Book -> Accounting Voucher Alteration (Secondary) (c) Tally Solutions Pvt. Ltd., 1988-2017 Thu, 10 Aug 2017

यहा पर sale की entry की है जोकि intra state है 5 laptop drone computer को 12000/- एक laptop के हिसाब से sale किये है इसकी amount 60000 हुई gst 18% है जिसमे 9% output cgst 5400 की और 9% output sgst 5400 की हुई।

Tally.ERP 9

Accounting Voucher Alteration (Secondary) Bits Computers

Sales No 2  
Reference no b101

Party A/c name Drone Computer Amb Hry Dr Intra  
Current balance 70,800.00 Dr  
Sales ledger Sales Local Hry Intra

Name of Item	Quantity	Rate per	Amo
Hp Laptop	5 pcs	12,000.00 pcs	60,000
OUTPUT CGST 9%		9 %	5,400
OUTPUT SGST 9%		9 %	5,400

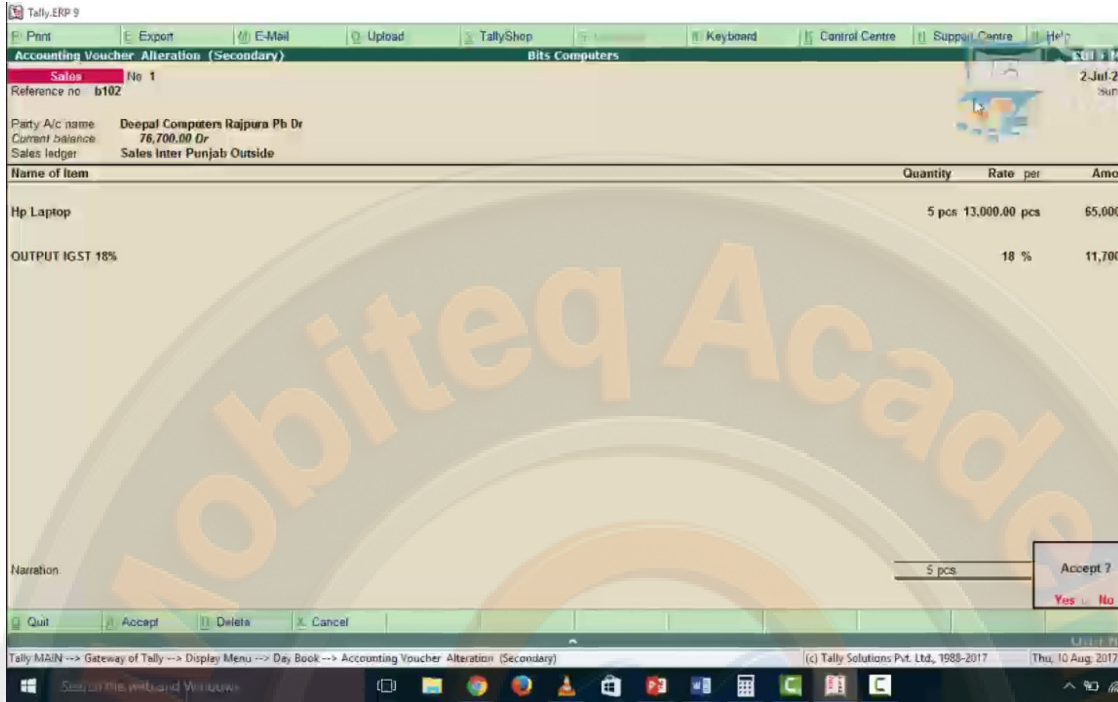
Narration: 5 pcs

Accept ?  
Yes No

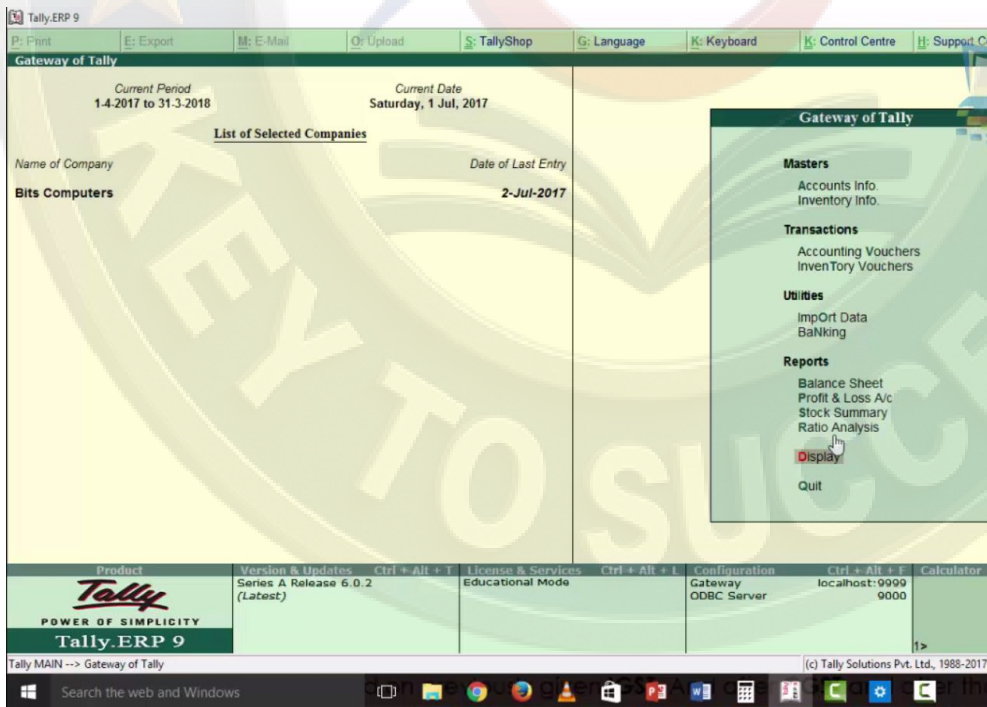
Quit Accept Delete Cancel

Tally MAIN -> Gateway of Tally -> Display Menu -> Day Book -> Accounting Voucher Alteration (Secondary) (c) Tally Solutions Pvt. Ltd., 1988-2017 Thu, 10 Aug 2017

यहा पर sale की entry है जोकि inter state है 5 laptop deepal computer rajpura, punjab में 13000/- एक laptop के हिसाब से sale किया है इसपर igst 18% है तो output igst 11700/- की हुई



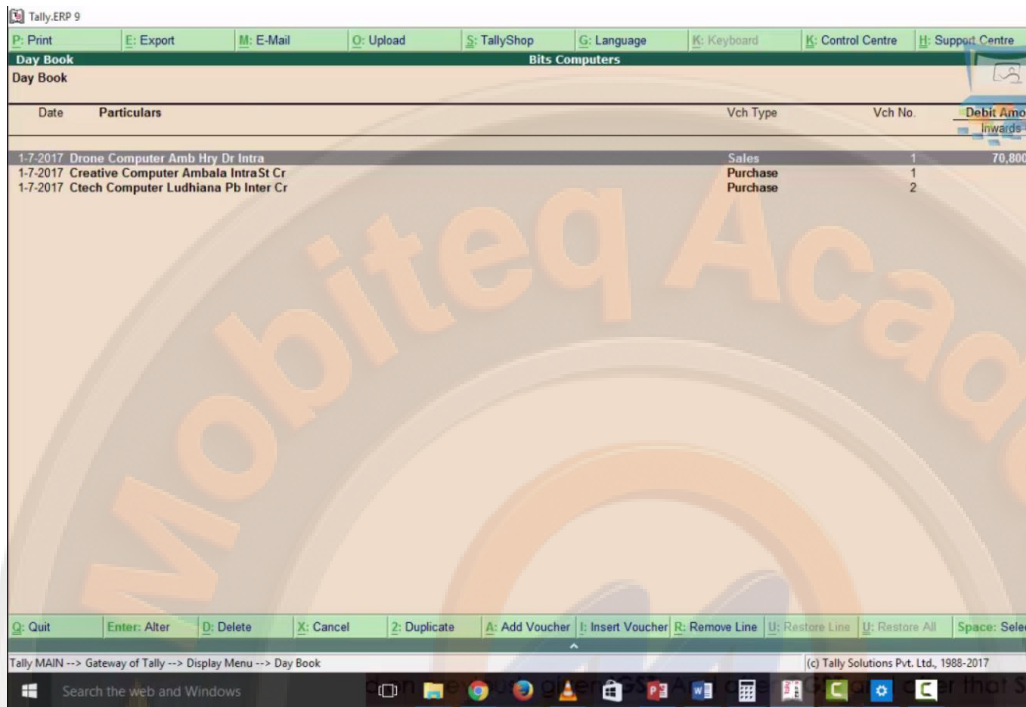
इन entries की basics information के लिए display को select करे



यहाँ से day book को select करें



यहा पर purchase की entry show हो रही है जो की 01/07/2017 की है

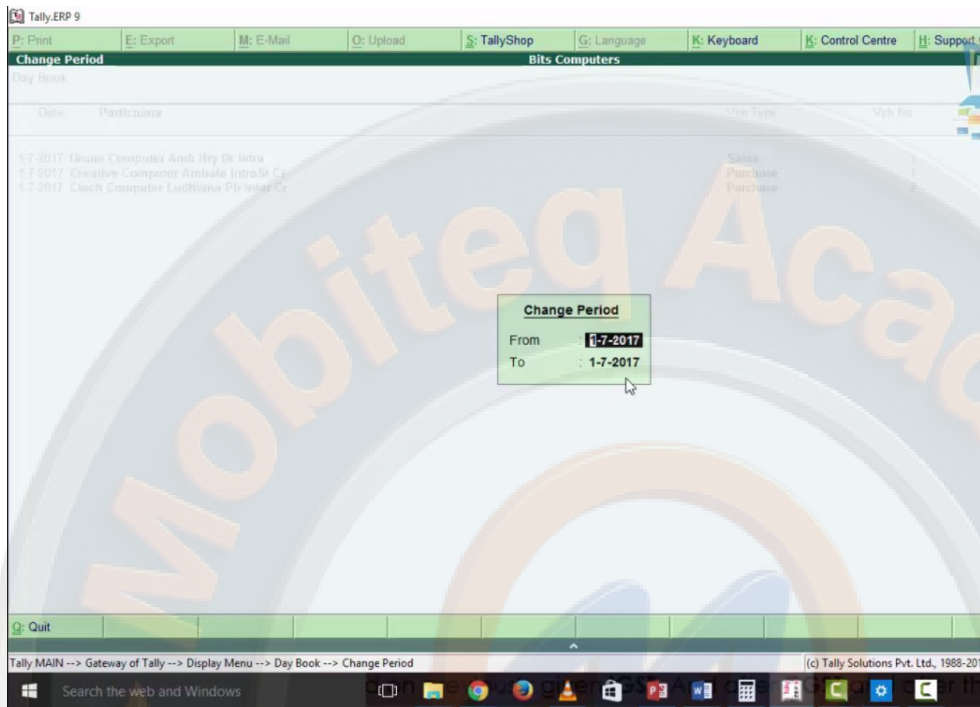


The screenshot displays the Tally ERP 9 Day Book interface. The window title is 'Tally.ERP 9'. The menu bar includes options like Print, Export, E-Mail, Upload, TallyShop, Language, Keyboard, Control Centre, and Support Centre. The main window shows the 'Day Book' for 'Bits Computers'. The table below lists transactions for the date 1-7-2017. The entries are:

Date	Particulars	Vch Type	Vch No.	Debit Amount
1-7-2017	Drone Computer Amb Hry Dr Intra	Sales	1	70,800
1-7-2017	Creative Computer Ambala IntraSt Cr	Purchase	1	
1-7-2017	Ctech Computer Ludhiana Pb Inter Cr	Purchase	2	

The bottom of the screenshot shows the Windows taskbar with the search bar and various application icons. A large watermark for 'Mobiteq Academy' is overlaid on the image, with the text 'KEY TO SUCCESS' at the bottom.

हम यहां से date change कर देते हैं 01/07/2017 to 02/07/2017



देखिये autometric ही adjust हो जायेगा

Tally.ERP 9

Print Export E-Mail Upload TallyShop Language Control Centre Support Centre Help

Day Book Bits Computers

Day Book

Date	Particulars	Vch Type	Vch No	Dr. Amt	Cr. Amt
1-7-2017	Creative Computer Ambala IntraSI Cr	Purchase	1		
1-7-2017	Credh Computer Ludhiana Pb Inter Cr	Purchase	7		
2-7-2017	Deopal Computers Rajpura Pb Dr	Sales	1	76,700.00	
2-7-2017	Drone Computer Amb Hry Dr Intra	Sales	2	76,800.00	

Quit Enter Alter Delete Cancel Duplicate Add Voucher Insert Voucher Remove Line Display Select

Tally MAIN --> Gateway of Tally --> Display Menu --> Day Book (c) Tally Solutions Pvt. Ltd., 1988-2017 Thu, 10

यदि यहा right side buton bar में details पर click कर दे तो सभी sale purchase की details open हो जाएगी

		Inwards Qty	Outwards Qty	64: Change Voucher	
1-7-2017	Drona Computer Amb Hry Dr Intra			F5: Columnar	
	Sales Local Hry Intra	60,000.00 Cr	1	70,800.00	F6: Extract
	CGST	5,400.00 Cr			F7: Show Profit
	SGST	5,400.00 Cr			
1-7-2017	Creative Computer Ambala IntraSt Cr				
	Purchase Intra State Local Hry	50,000.00 Dr	1	59,000.00	
	CGST	4,500.00 Dr			
	SGST	4,500.00 Dr			
1-7-2017	Ctech Computer Ludhiana Pb Inter Cr				
	Purchase InterState Pb Outside	50,000.00 Dr	2	59,000.00	
	IGST	9,000.00 Dr			
2-7-2017	Deepal Computers Rajpura Pb Dr				
	Sales Inter Punjab Outside	65,000.00 Cr	2	76,700.00	
	IGST	11,700.00 Cr			

Q: Quit    Enter: Alter    D: Delete    X: Cancel    Z: Duplicate    A: Add Voucher    I: Insert Voucher    R: Remove Line    U: Restore Line    U: Restore All    Space: Select    Space: Select All    Ctrl + N  
 F12: Range    F12: Value

यहा पर सबसे important point statutory reports है उसको select करे

The screenshot displays the Tally.ERP 9 software interface. At the top, the title bar reads 'Tally.ERP 9'. Below it is a menu bar with options: Print, Export, E-Mail, Upload, TallyShop, Language, Keyboard, Control Centre, and Support. The main window is titled 'Gateway of Tally' and contains the following information:

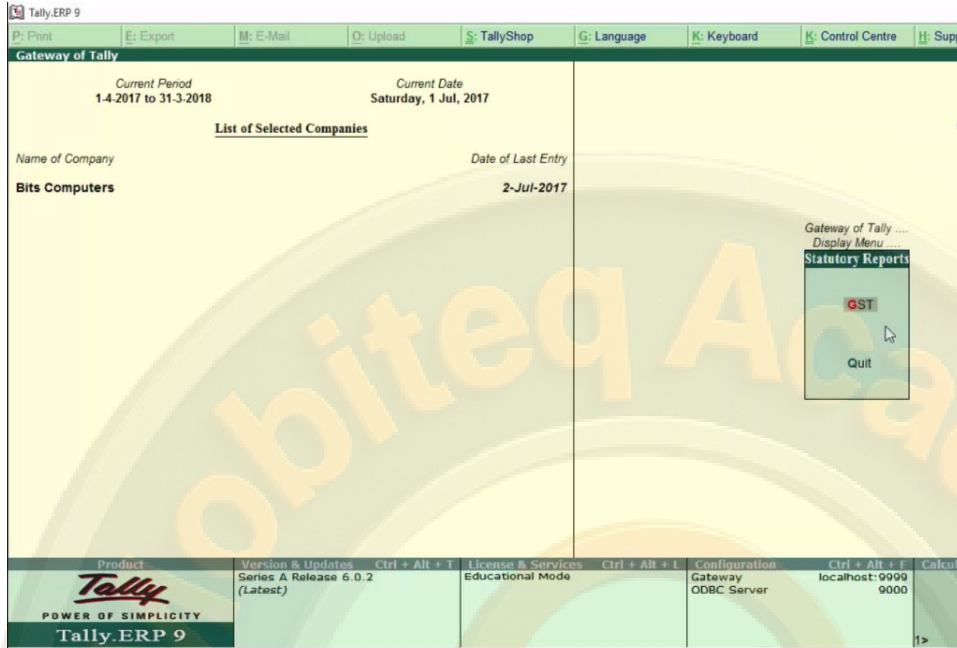
- Current Period:** 1-4-2017 to 31-3-2018
- Current Date:** Saturday, 1 Jul, 2017
- List of Selected Companies:** A table with columns 'Name of Company' and 'Date of Last Entry'. One entry is visible: 'Bits Computers' with a date of '2-Jul-2017'.
- Display Menu:** A dropdown menu is open, listing various reports and options:
  - Trial Balance
  - Day Book
  - Account Books
  - Statements of Accounts
  - Inventory Books
  - StatEments of Inventory
  - Statutory Reports** (highlighted)
  - Cash/Funds Flow
  - Receipts and Payments
  - List of Accounts
  - EXception Reports
  - Quit

At the bottom of the window, there is a status bar with the following information:

- Product:** Tally.ERP 9
- Version & Updates:** Series A Release 6.0.2 (Latest)
- License & Services:** Educational Mode
- Configuration:** Gateway ODBC Server, localhost:9999, 9000

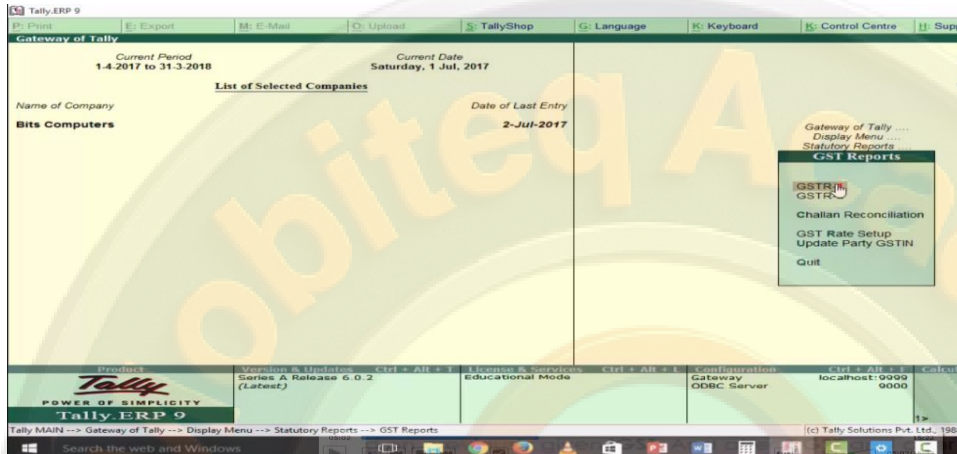
The Windows taskbar is visible at the bottom of the screen, showing the search bar and several application icons.

यहां से GST को select करें



यहा पर दो option है GSTR-1 और GSTR-2

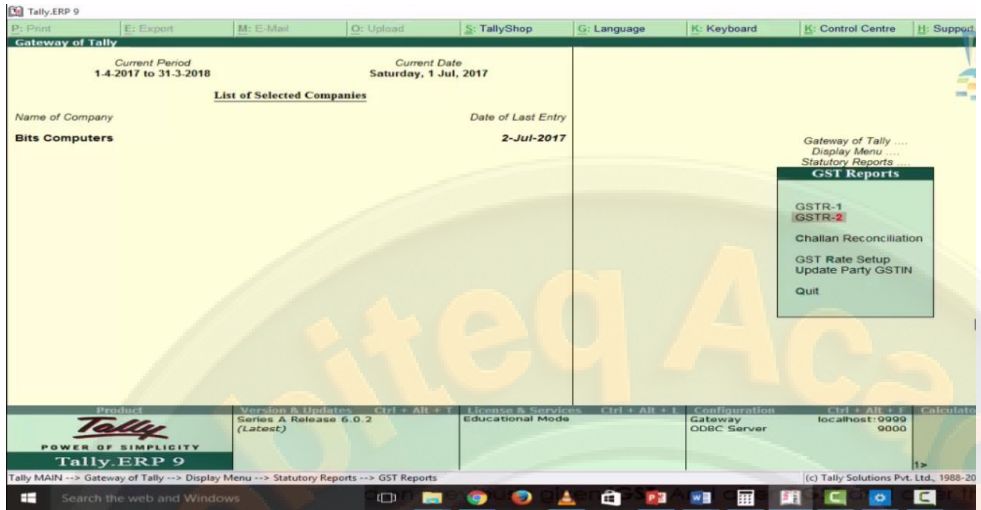
GSTR-1 का अर्थ है जो भी sale की है उसपर tax liability show की जाएगी total number of voucher चार है जिसमे से 2 return में include किये गये हैं क्युकी 2 ही sale के voucher हैं और GSTR-1 में शामिल की जाएगी



Returns Summary									
Total number of vouchers for the period									
Included in returns								2	
Not relevant for returns								2	
Incomplete/Mismatch in information (to be resolved)								0	
Table No.	Particulars	Count	Taxable Value	Integrated Tax Amount	Central Tax Amount	State Tax Amount	Cess Amount	Tax Amount	Invoice Amount
5	B2B Invoices	2	1,25,000.00	11,700.00	5,400.00	5,400.00		22,500.00	1,47,500.00
6	B2C(Large) Invoices								
7	B2C(Small) Invoices								
8	Credit/Debit Notes								
9	Nil Rated Invoices								
10	Exports Invoices								
11	Tax Liability on Advances								
12	Setoff of Tax Paid against Advances								

Note: Tables 1-4 capture generic information already available on the portal, and are not displayed here.

GSTR-2 हमे purchase की information देता है total number of voucher चार है जिसमे से 2 return में include किये गये हैं क्युकी 2 ही purchase के voucher हैं और GSTR-2 में शामिल की जाएगी |

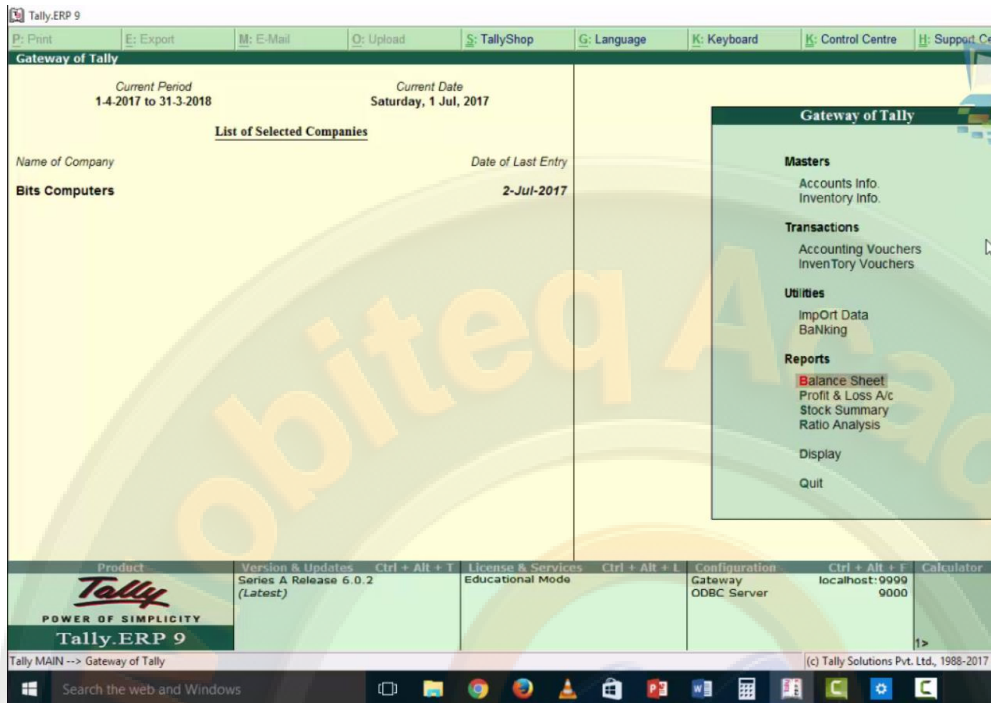


Included in returns: 2  
 Not relevant for returns: 2  
 Incomplete/Mismatch in information (to be resolved): 0

Table No.	Particulars	Count	Taxable Value	Integrated Tax Amount	Central Tax Amount	State Tax Amount	Cess Amount	Tax Amount	Invoice Amount
4	B2B Invoices	2	1,00,000.00	9,000.00	4,500.00	4,500.00		18,000.00	1,18,000.00
5	Import of Goods Invoices								
6	Import of Services Invoices								
7	Credit/Debit Notes								
8	Nil Rated Invoices								
9	ISD Credit								
10(1)	TDS Credit								
10(2)	TCS Credit								
11	ITC Received								
12	Tax liability under Reverse Charge on Advance								
13	Tax Paid under Reverse Charge on Advance								
14	ITC Reversal								

Note: Tables 1-3 capture generic information already available on the portal, and are not displayed here.

balance sheet में gst को देखना चाहते हैं कि आपकी liability कितनी है उसके लिए gateway of tally पर आये esc करके यहा से balance sheet को select करे



balance sheet open हो गयी है अगर हमने check करना है कितना tax देना है तो current liabilities पर click करे duties & taxes को select करे

Capital Account		Current Assets	
Capital Account	10,000.00		3,07,500.00
Loans (Liability)			
Current Liabilities	1,22,500.00		
Profit & Loss A/c	25,000.00		
Opening Balance			
Current Period	25,000.00		
Difference in opening balances		1,50,000.00	
<b>Total</b>	<b>3,07,500.00</b>	<b>Total</b>	<b>3,07,500.00</b>

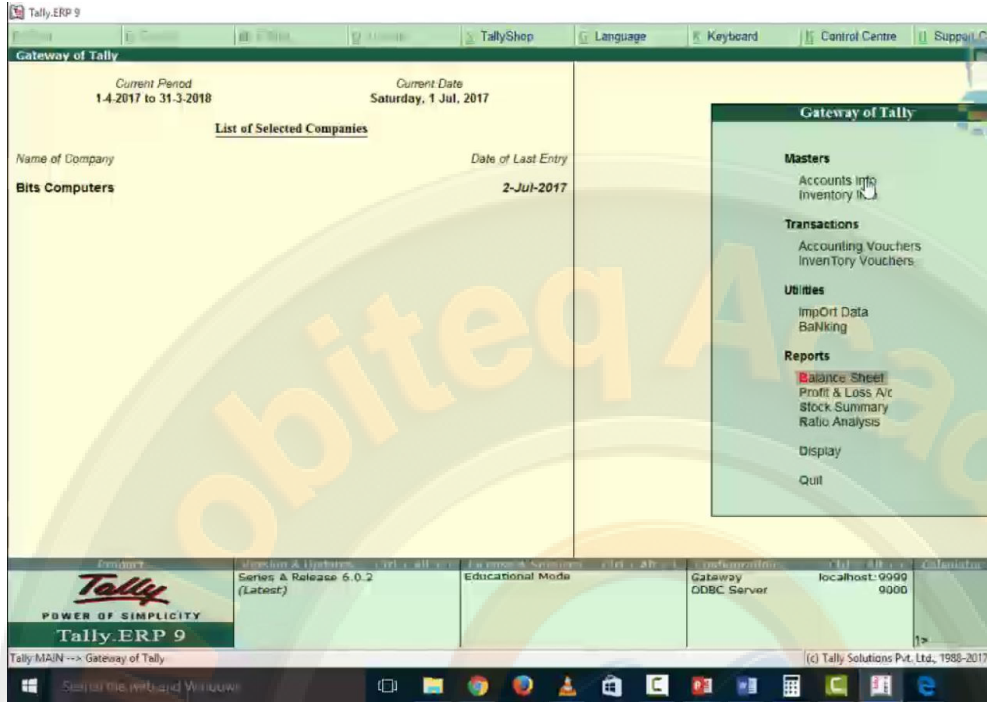
Tally MAIN --> Gateway of Tally --> Balance Sheet (c) Tally Solutions Pvt. Ltd., 1988-2017 Tue, 8 Aug, 2017 08:54:56

Duties & Taxes		Sundry Creditors	
Duties & Taxes	18,000.00	22,500.00	
Sundry Creditors			1,18,000.00
<b>Grand Total</b>	<b>18,000.00</b>	<b>1,40,500.00</b>	


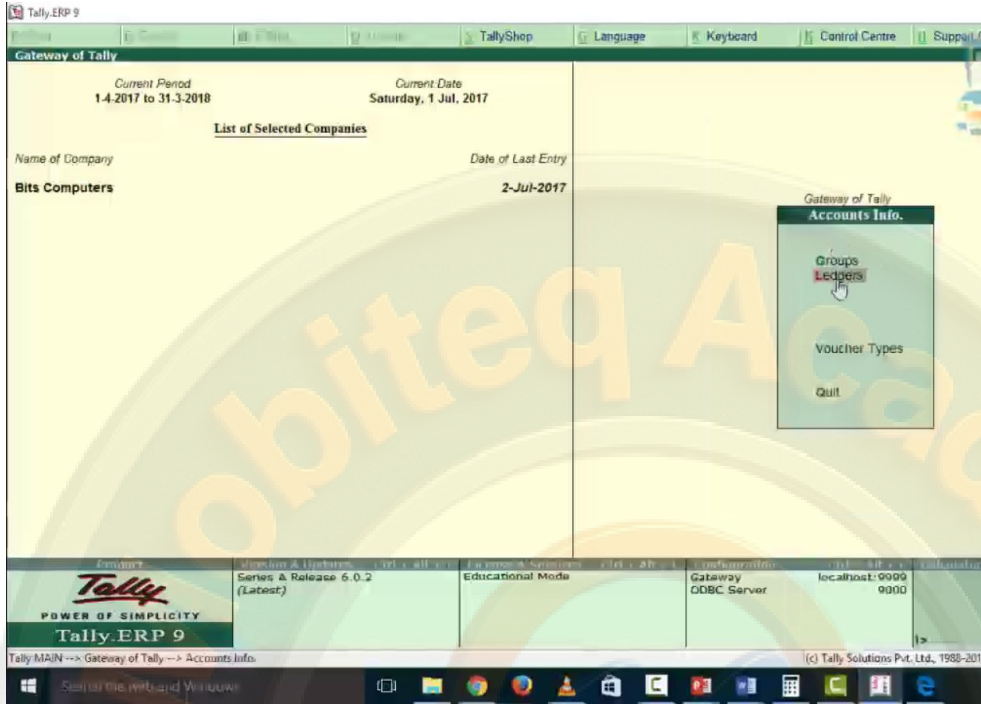
Tally MAIN --> Gateway of Tally --> Balance Sheet --> Group Summary (c) Tally Solutions Pvt. Ltd., 1988-2017 Thu, 10 Aug, 2017 17:31:53

duties & taxes पर enter करके further details भी देख सकते है input sgst, cgst, igst और output sgst, cgst, igst की details यहा पर है

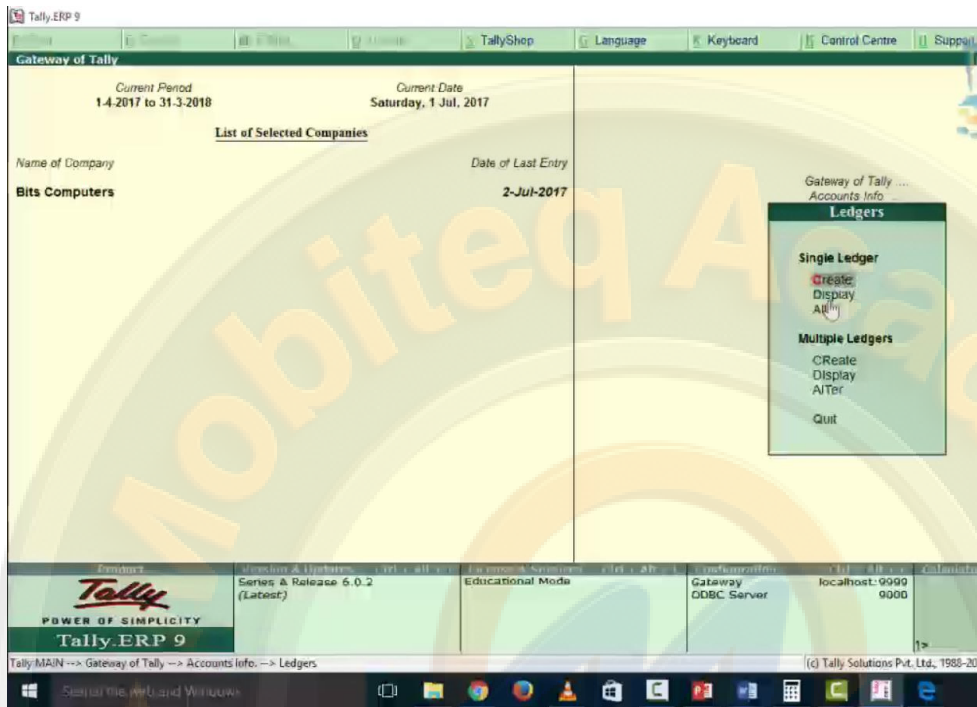




यहा से ledger को select करे



यहा से display को select करे



और यहा देखे gst payable का एक account create किया है ताकि total due amount पता लग जाये



अब हमने यहा पर gst payable का account create कर लिया है

Tally.ERP 9

Bits Computers

**Ledger Alteration**

Name: **GST PAYABLE** (alias)

<b>Total Opening Balance</b>	
1,50,000.00 Dr	
<b>Difference</b>	
1,50,000.00 Dr	

<p><b>Under</b></p> <p>Type of duty/tax: ? No</p> <p>Inventory values are affected: ? No</p> <p>Percentage of calculation: ? 0 %</p>	<p><b>Duties &amp; Taxes</b> (Current Liabilities)</p> <p><b>Others</b></p> <p>? No</p> <p>? 0 %</p>	<p><b>Mailing Details</b></p> <p>Name Address</p> <p>Provide bank details: No</p> <p>PAN/IT No</p>
<p><b>Statutory Information</b></p> <p>Include in assessable value calculation for: <input checked="" type="checkbox"/> Not Applicable</p>		<p><b>Tax Registration Details</b></p>

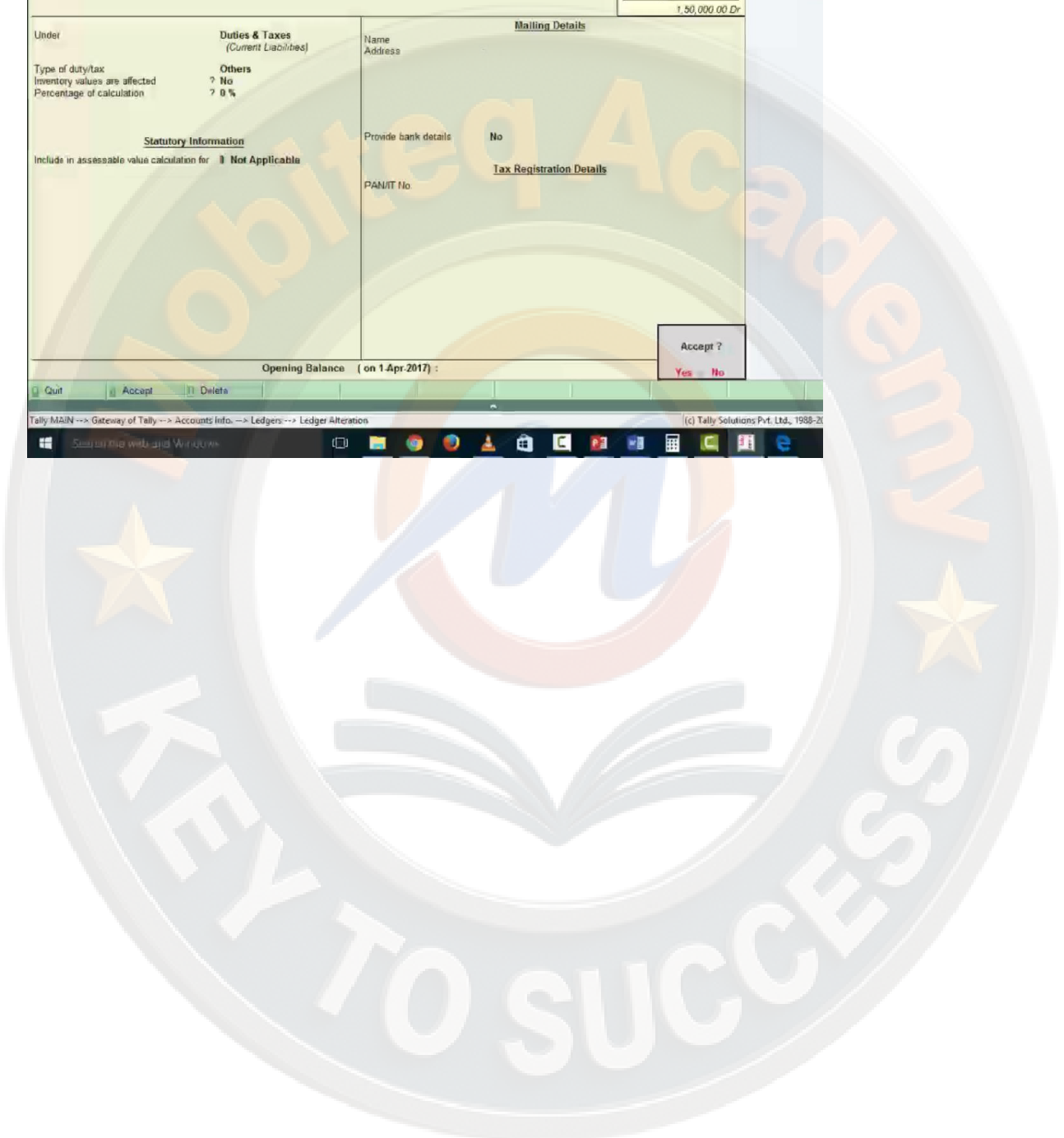
Opening Balance (on 1-Apr-2017):

Accept ?

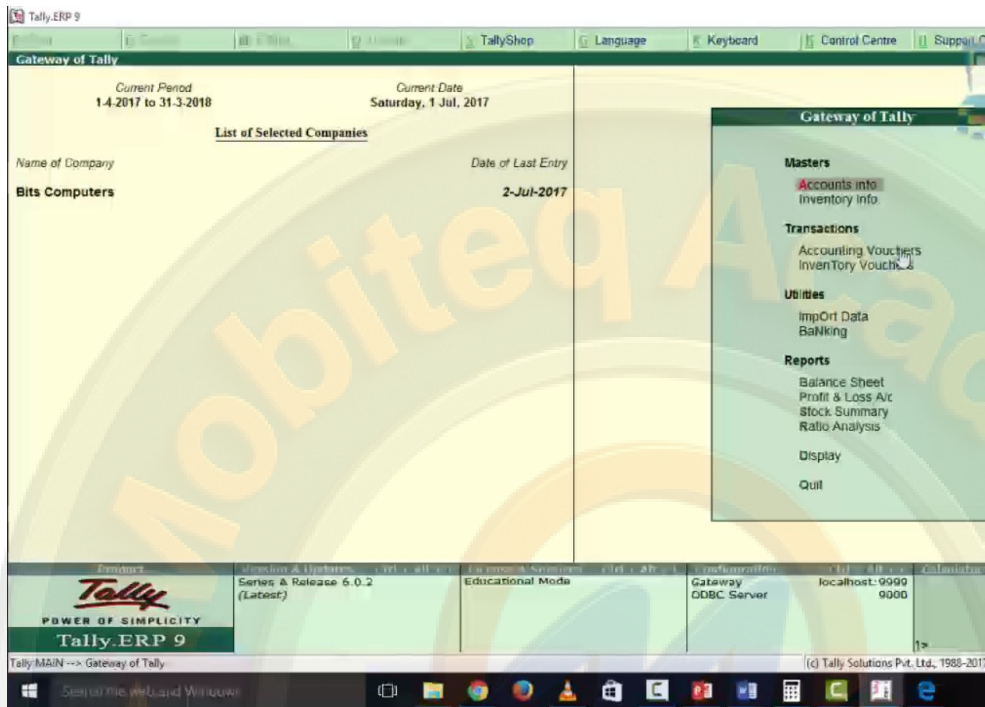
Yes No

Quit Accept Delete

Tally MAIN -> Gateway of Tally -> Accounts Info. -> Ledgers -> Ledger Alteration (c) Tally Solutions Pvt. Ltd., 1998-20



इसके लिय एक journal entry पास करनी है इसके लिय accounting voucher को select करे





Journal No 1		1-Jul-2017	
Particulars	Debit	Credit	
By OUTPUT CGST 9%		5,400.00	
Cur Bal 0.00 Dr			
By OUTPUT SGST 9%		5,400.00	
Cur Bal 0.00 Dr			
By OUTPUT IGST 18%		11,700.00	
Cur Bal 0.00 Dr			
<b>To GST PAYABLE</b>			<b>22,500.00</b>
Cur Bal 22,500.00 Cr			
Narration		22,500.00	22,500.00

और सभी input account को credit करेगे

देखीये यहा पर autometically ही payable amount को configure कर लेगा finally यहा हमने entry कर दी yes कर दे इसको आप GSTR-1 और GSTR-2 में भी check कर सकते है

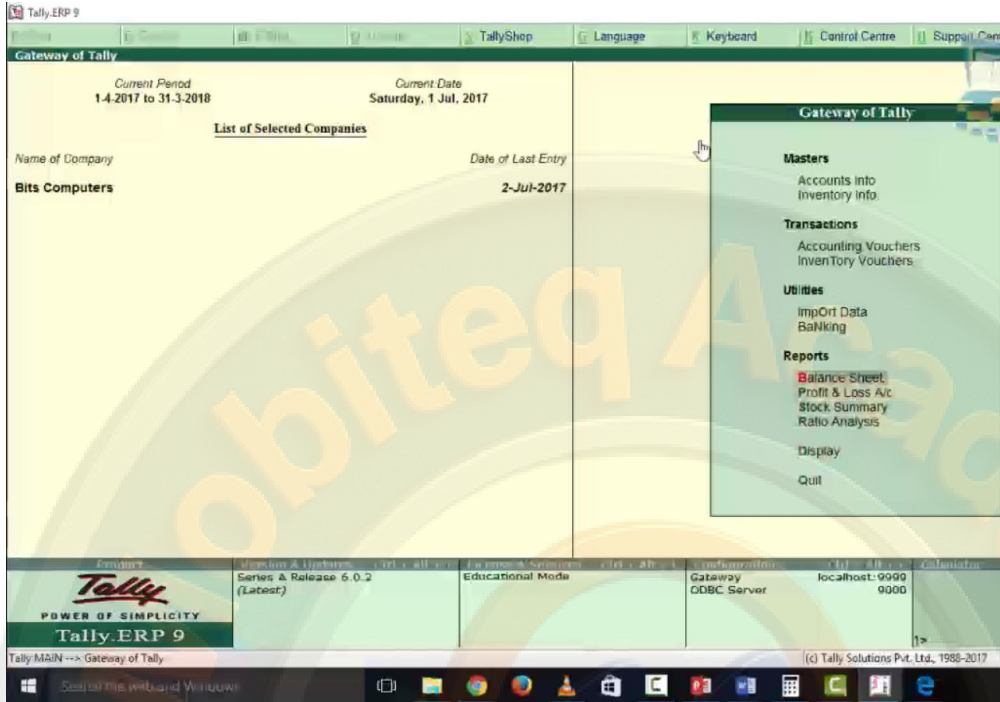
Particulars	Debit	Credit
By OUTPUT CGST 9% Cur Bal: 0.00 Dr	5,400.00	
By OUTPUT SGST 9% Cur Bal: 0.00 Dr	5,400.00	
By OUTPUT IGST 18% Cur Bal: 0.00 Dr	11,700.00	
To INPUT CGST 9% Cur Bal: 0.00 Cr		4,500.00
To INPUT SGST 9% Cur Bal: 0.00 Cr		4,500.00
To INPUT IGST 18% Cur Bal: 0.00 Cr		9,000.00
To GST PAYABLE Cur Bal: 4,500.00 Cr		4,500.00
Narration	22,500.00	22,500.00

Accounting Voucher Creation  
Journal No 1  
1-Jul-2017  
Saturday

Particulars	Debit	Credit
By OUTPUT CGST 9% Cur Bal: 0.00 Dr	5,400.00	
By OUTPUT SGST 9% Cur Bal: 0.00 Dr	5,400.00	
By OUTPUT IGST 18% Cur Bal: 0.00 Dr	11,700.00	
To INPUT CGST 9% Cur Bal: 0.00 Cr		4,500.00
To INPUT SGST 9% Cur Bal: 0.00 Cr		4,500.00
To INPUT IGST 18% Cur Bal: 0.00 Cr		9,000.00
To GST PAYABLE Cur Bal: 4,500.00 Cr		4,500.00
Narration	22,500.00	22,500.00

Accept ?  
Yes No

इसको हम balance sheet में check करेंगे balance sheet को select करें



यहा से liabilities को select करे

Liabilities		Assets	
Capital Account	10,000.00	Current Assets	3,07,500.00
Loans (Liability)			
Current Liabilities	1,22,507.00		
Profit & Loss A/c	25,000.00		
Opening Balance			
Current Period	25,000.00		
Difference in opening balances	1,50,000.00		
<b>Total</b>	<b>3,07,500.00</b>	<b>Total</b>	<b>3,07,500.00</b>

Tally MAIN --> Gateway of Tally --> Balance Sheet  
 (c) Tally Solutions Pvt. Ltd., 1988-2017 Thu, 10 Aug 2017

यहा पर duties and taxes में 4500/- show हो रहे है यदि हम इसको भी enter करे तो gst payable amount available हो जाएगी जो हमने अभी entry की इसका benefit ये हुआ की यहा पर पहले input sgst, cgst, igst की total amount और output sgst, cgst, igst की total amount show हो रही अब दोनों की amount का difference show हो रहा है जो की payable amount है

Duties & Taxes		4,500.00
Sundry Creditors		1,10,000.00
<b>Grand Total</b>		<b>1,22,500.00</b>

Tally: MAIN --> Gateway of Tally --> Balance Sheet --> Group Summary  
 Tally Solutions Pvt. Ltd., 1988-2017 Thu, 10 Aug 2017

Particulars	4,500.00
EST PAYABLE	4,500.00
<b>Grand Total</b>	<b>4,500.00</b>

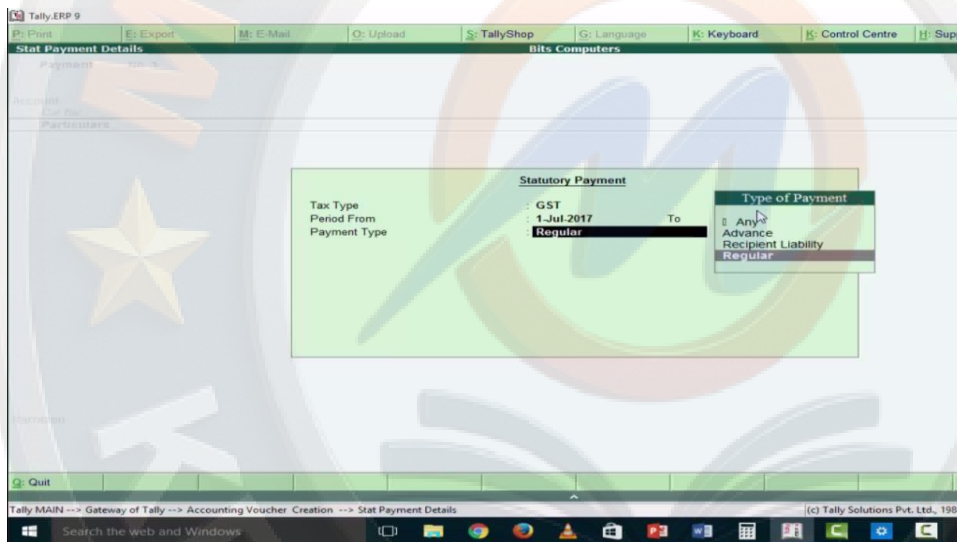
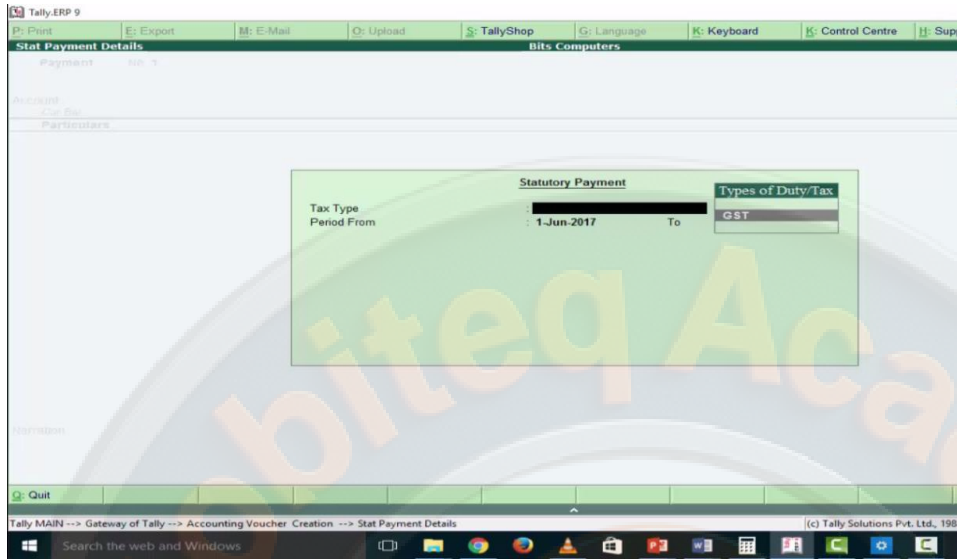
Tally: MAIN --> Gateway of Tally --> Balance Sheet --> Group Summary --> Group Summary  
 Tally Solutions Pvt. Ltd., 1988-2017 Thu, 10 Aug 2017

यहा से payment को select करे और buton toolbar पर stat payment को select करे

Tally.ERP 9  
P: Print E: Export M: E-Mail O: Upload S: TallyShop G: Language K: Keyboard K: Control Centre H: Support Centre H: Help  
Accounting Voucher Creation  
Blits Computers  
Payment No. 1  
1-Jul-2017 Satu  
Account: [Redacted]  
Cur Bal  
Particulars Amount  
Narration:  
Quit Accept Delete Cancel  
Tally MAIN --> Gateway of Tally --> Accounting Voucher Creation (c) Tally Solutions Pvt. Ltd., 1988-2017 Tue, 8 Aug 2017

Tally.ERP 9  
P: Print E: Export M: E-Mail O: Upload S: TallyShop G: Language K: Keyboard K: Control Centre H: Support Centre H: Help  
Accounting Voucher Creation  
Blits Computers  
Payment No. 1  
1-Jul-2017 Saturday  
Account: [Redacted]  
Cur Bal  
Particulars Amount  
Narration:  
Quit Accept Delete Cancel  
Tally MAIN --> Gateway of Tally --> Accounting Voucher Creation (c) Tally Solutions Pvt. Ltd., 1988-2017 Tue, 8 Aug 2017

statutory payment का box open हो जायेगा यहा पर tax type और period from को fill करे



यहा पर voucher gst का create किया है और finally हमने gst pay कर दिया है

Statutory payment for GST  
(Payment Type: Regular)

Account **IDBI BANK**  
Cur Bal: 1,45,500.00 Dr

Particulars	Amount
<b>GST PAYABLE</b> Cur Bal: 0.00 Dr	4,500.00

Provide GST Details: **Yes**


Narration

4,500.00

Accept ?  
Yes No

Quit Accept

Tally MAIN --> Gateway of Tally --> Accounting Voucher Creation (c) Tally Solutions Pvt. Ltd., 1988-2017 Thu, 10 Aug 2017



अब अगर हम इसको balance sheet की liabilities में check करे तो इसके लिय balance sheet को select करे



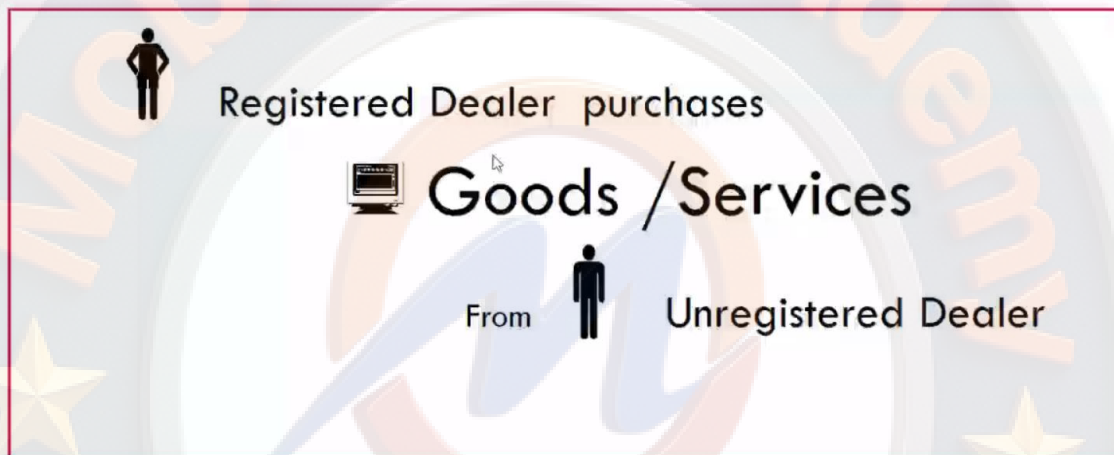
यहा पर duties and taxes की amount नहीं है क्युकी हमने pay कर दिया है

Particulars		Closing Balance	
		Debit	Credit
Duties & Taxes			
Sundry Creditors			1,18,000.00
<b>Grand Total</b>			<b>1,18,000.00</b>

Tally MAIN --> Gateway of Tally --> Balance Sheet  
 (c) Tally Solutions Pvt. Ltd., 1988-2017 Tue, 8 Aug. 2017

अब हम जानेगे कि Reverse charge machanism क्या है

इसका अर्थ है जब भी कोई registered dealer unregistered dealer से goods या services purchase करेगा तो हो सकता है unregistered dealer bill न दे पाए या फिर वो bill दे तो वह bill gst के साथ ना हो ऐसे में registered dealer की ये liability बन जाती है कि जो goods उसने purchase की है उस पर जो tax बना है वह unregistered dealer के base पर खुद जमा करवाए और registered dealer input tax credit भी प्राप्त कर सकता है जैसे कोई छोटा दुकानदार है या उसके पास gst number नहीं है



यहा पर कुछ cases है जब reverse charge machanism लगाना पड़ता है

इसमें सबसे important point यह है जो की निचे red box में दिया हुआ है कि 5000/- तक की purchase किसी भी unregistered dealer से एक दिन में कर सकते है यदि आप इससे ज्यादा की

purchase करते हैं तो ये gst जमा करवाने की responsibility आपकी बन जाएगी और आप इसका input tax credit भी ले सकते हैं

- ❑ When we purchase from some URD (Unregistered Dealer ) which doesn't have any GSTIN number , than we as a recipients are liable to pay tax according to reverse charge,
- ❑ Here Reverse charge means recipient of goods/services instead of the supplier is liable to pay tax.
- ❑ Here are some cases of reverse charge:
  - ❑ When an URD (Unregistered dealer )sells / supplies to a Gst Registered Dealer
  - ❑ When an e-commerce operator sells / supplies.
  - ❑ Supplies which are notified by Central / State government for reverse charge.
  - ❑ Supply must be an intra-state supply as compulsory registration is required for inter-state sales

- If we are Purchasing upto Rs. 5,000 per day from unregistered suppliers than we do not need to pay GST for that .
- Reverse charge on buying from unregistered dealers is applicable with unregistered suppliers if we the amount is above Rs. 5,000.
- And its applicable on full amount once it crossed 5000 per day limit.

अब हम जानेगे reverse charge impliment कब होता है जब इसके साथ गुड और services की supply जुडी हुई है तो यह तब impliment होता है जिस date को हम goods या services receive करेगे तो उस date पर impliment होना चाहिय यहा पर date of payment के साथ भी कुछ rule जुड़े हुए है date of payment क्या मानी जाएगी

जब आप supplier को payment करते हैं bank account के द्वारा तो जिस date की entry है वह मानी जाएगी

जब आप particular recipient को अपने account में चढाते हैं तब मानी जाएगी

या फिर उस invoice के issue होने के पश्चात् immediately अगले 30 दिन के अंदर अंदर की date मानी जा सकती है

- ❑ When we receive Goods/Services, it means the date of receiving the Goods/Services.
- ❑ Date of payment.
- ❑ Date of payment shall be earliest
  - ❑ *Date on payment has been debited from supplier's bank account'*
  - ❑ *Date on recipient records the payment in his accounts'*
  - ❑ Date immediately after 30 days after the date supplier has issued invoice.

अब हम जानेगे की tally के साथ हम किस प्रकार इन entries को कर सकते है जो reverse charge से जुडी हुई है जिसमे से दो stat adjustment है और तीसरी payment की entry है यह entries जरूरी है

1. statutory adjustment :- जब हम unregistered dealer से goods या services purchase करते है तो हमारी tax liabilities increase होती है क्युकी जो tax हम देने वाले है वह हमारा tax नहीं है हम किसी और के behalf पर tax दे रहे है तो हम इसके लिय statutory adjustment की entry करेगे
2. payment adjustment :- क्युकी हमने ही responsibility ली है tax जमा करवाने की तो दूसरी entry हम payment adjustment की करेगे
3. statutory adjustment :- अब हमने purchase किया है तो उसके लिय tax pay किया है तो जो tax हमने pay किया है इसके लिय हमने input tax credit की limit को भी बढ़ाना पड़ेगा और उतनी amount से बढ़ायेगे जो हमने purchase की लिय tax pay किया है तो gst rule के अनुसार उसका input tax credit हमें मिलना चाहिय तो इसके लिय statutory adjustment entry करेगे

- To get input tax credit on the purchase from Unregistered Dealer , We Need To Do These Adjustments :

- **1. Stat Adjustment**

- **Increase Of Tax Liability** : To Show Tax Liability In Balance Sheet due payment of tax
      - Purchase Under Reverse Charge

- **2. Payment Adjustment : Tax Payment Reverse Charge**

- **3. Stat Adjustment**

- **Increase Of Input Tax Credit** : To Get Input Tax Credit Of Urd Purchase Paid Tax
      - Purchase Under Reverse Charge

हमने तीन entries की जरूरत है

- **Increase Of Tax Liability** : Because We Liable As Recipient To Pay Tax So And We Need To Pay So We Do One Adjustment Entry To Increase Our tax Liability.
- **Payment Of Tax Liability In Advance** : As Per Gst Taxation Rules We As A Recipient Have To Pay Tax To Govt.
- **Increase Of Input Tax Credit** : Now Because We Have Paid Tax On The Behalf Of Seller, We Are Entitled To Get Input Tax Credit On Given Amount.

**REVERSE CHARGE ENTRIES**

- **Increase Of Tax Liability** : Because We Liabe As Recipient To Pay Tax So And We Need To Pay So We Do One Adjustment Entry To Increase Our tax Liability.

JOURNAL No 2		12-06-2017 Monday		Debit for: Increase of Tax Liability (Additional Debit: Purchase under Reverse Charge)
Particulars	Debit	Credit		
By: Tax Payable Under Reverse Charge	350.00			
To: SGST		175.00		
To: CGST		175.00		

- **Payment Of Tax Liability** : As Per Gst Taxation Rules We As A Recipient Have To Pay Tax To Govt.

PAYMENT ENTRY TO PAY THIS DUE AMOUNT AS A RECIPIENT LIABILITY  
350/- PAY TO GOVT FOR GST .


- **Increase Of Input Tax Credit** : Now Because We Have Paid Tax On The Behalf Of Seller, We Are Entitled To Get Input Tax Credit On Given Amount.

JOURNAL No 1		11-06-2017 Monday		Debit for: Increase of Input Tax Credit (Additional Debit: Purchase under Reverse Charge)
Particulars	Debit	Credit		
By: SGST	175.00			
By: CGST	175.00			
To: Tax Payable Under Reverse Charge		350.00		

इसको हम एक example से समझेगे

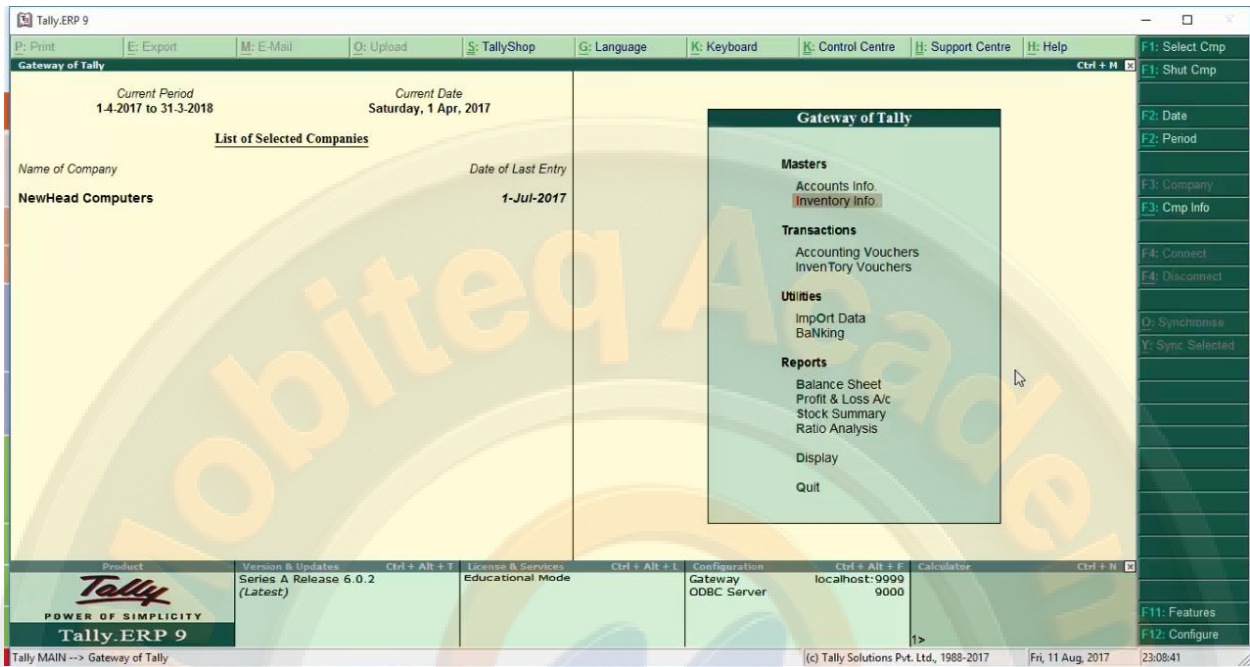
यह जो accounts है NEWHEAD COMPUTER AMBALA CITY के है यहा पर invested capital 10000, bank balance 150000, 5 laptop creative computer ambala, haryana से 10000/- एक laptop के हिसाब से purchase किया है gst 18% है जिसमे 9% cgst और 9% sgst तो laptop की amount हुई 50000 और cgst 9% हुई 4500 और sgst 9% हुई 4500 | 5 laptop Ctech computer ludhiana, punjab से 10000/- एक laptop के हिसाब से purchase किये है total amount 50000 हुई इसपर igst 18% है तो igst 9000/- हुई और हमने purchase किया है 20 SMPS compiont, panipat haryana से 350/- एक के हिसाब से जो unregistered dealer से purchase किया है 7000/- का total यह bill बनेगा और इस पर 5% gst है तो input cgst हुई 175/- और input sgst हुई 175/- | इसके लिय हम तीन entry करेगे और finally हम 18350/- का tax pay करेगे

## Entering Reverse Charge Example In Tally 9 ERP

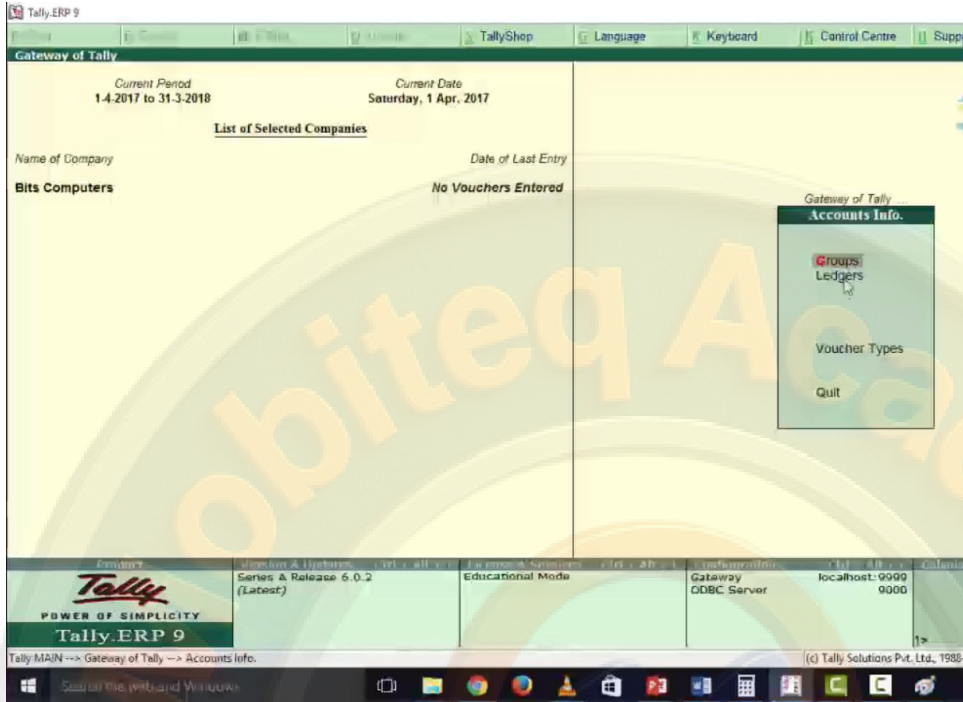
Date	Particulars	Amount	Gst		
<b>NEWHEAD COMPUTERS AMBALA CITY</b>					
	Info	Tax 	Cgst	Sgst	Igst
01/07/2017	Invested Capital In Cash	10000			
01/07/2017	Bank Balance In IDBI Bank Account	150000			
01/07/2017	Purchased 5 Laptops HP From, Creative Computer , Ambala , Haryana @10000 Each. Enter Gst 18% = Cgst 9%+ Sgst 9% Taxation Details In Invoice.	50000	Input 4500	Input 4500	
01/07/2017	Purchased 5 Laptops HP From Ctech Computer, Ludhiana , Punjab @10000 Each Enter IGST 18% Taxation Details In Invoice.	50000			Input 9000
02/07/2017	Purchased 20 SMPS From Compoint, Panipat ,Haryana @ 350 Each Who Is A Unregistered Dealer. SMPS Is A 5% GST Items ( Just For Example) Because This Purchase Is From URD Dealer , So Need To Enter It Using Reverse Charge.	7000	Input 175	Input 175	
31/07/2017	Adjustment Entry To Increase Input Tax Liability.				
31/07/2017	Payment Entry Of This Tax At Your End Because It Is Your Responsibility				
31/07/2017	Adjustment Entry To Increase Input Tax Credit.				
	<b>Final Input Tax Credit Amount Should Be 18350/- (CGST +SGST +IGST + URD CGST + URD SGST) (4500+4500+9000+175+175)</b>	<b>18350/-</b>			

इसकी entries को शुरू करते हैं

यहां पर सबसे पहले capital account बनाना है इसके लिए master के अंतर्गत account info को select करें



सबसे पहले ledger बनाना है तो ledger को select कर लेंगे



फिर create को select कर लेते हैं

Tally.ERP 9

Gateway of Tally

Current Period: 1-4-2017 to 31-3-2018  
Current Date: Saturday, 1 Apr, 2017

List of Selected Companies


Name of Company	Date of Last Entry
Bits Computers	No Vouchers Entered

Gateway of Tally - Accounts Info

**Ledgers**

- Single Ledger
  - Create
  - Display
  - Alter
- Multiple Ledgers
  - Create
  - Display
  - Alter
- Quit

Product: Tally ERP 9  
Version & Features: Series & Release 6.0.2 (Latest)  
Educational Mode  
Gateway: ODBC Server  
Port: localhost: 9000



ledger creation screen available हो जाएगी यहा पर capital ledger को create करेगे और yes कर देंगे

The screenshot shows the 'Ledger Creation' window in Tally ERP 9. The window title is 'Ledger Creation' and the application is 'Tally.ERP 9'. The main form is divided into several sections:

- Name (alias):** Capital A/c
- Total Opening Balance:** (Empty field)
- Under:** Capital Account
- Inventory values are affected:** ? No
- Mailing Details:**
  - Name:** Capital A/c
  - Address:** (Empty field)
  - Country:** India
  - State:** Haryana
  - Pincode:** (Empty field)
  - Provide bank details:** No
- Tax Registration Details:**
  - PAN/IT No.:** (Empty field)
  - Set/alter GST details:** ? No

At the bottom of the form, there is a section for 'Opening Balance (on 1-Apr-2017):' with a small 'Accept?' dialog box containing 'Yes' and 'No' options. The taskbar at the bottom shows the Windows Start button and various application icons.

यहा पर idbi bank account ledger create की है

Tally.ERP 9

Bits Computers

**Ledger Creation**

Name: IDBI BANK  
(alias)

**Total Opening Balance**

Total Opening Balance	1,50,000.00 Dr
Difference	1,50,000.00 Dr

Under: **Bank Accounts (Current Assets)**

**Bank Account Details**

A/c holder's name: Bits Computers  
 A/c no:  
 IFS code:  
 Bank name: Not Applicable  
 Branch:

**Bank Configuration**

Set cheque books: ? No  
 Set cheque printing configuration: ? No

**Mailing Details**

Name: IDBI BANK  
 Address:  
 Country: India  
 State: Haryana  
 Pincode:

Opening Balance (on 1-Apr-2017): 1,50,000.00 Dr

Accept ?  
 Yes No

Quit Accept

Tally MAIN -> Gateway of Tally -> Accounts Info. -> Ledgers -> Ledger Creation (c) Tally Solutions Pvt. Ltd., 1988-

यहा पर cgst ledger बनाया है

Tally.ERP 9

Bits Computers

**Ledger Creation**

Name: CGST  
(alias)

Total Opening Balance	
	1,50,000.00 Dr
Difference	1,50,000.00 Dr

**Duties & Taxes (Current Liabilities)**

Under: GST  
Type of duty/tax: Central Tax  
Tax type: No  
Inventory values are affected: No  
Percentage of calculation: 0 %  
Rounding method: Not Applicable

**Statutory Information**

**Mailing Details**

Name Address  
Provide bank details: No

**Tax Registration Details**

PAN/IT No.

Accept ?  
Yes No

Opening Balance (on 1-Apr.2017) :

Quit Accept

Tally MAIN -> Gateway of Tally -> Accounts Info. -> Ledgers -> Ledger Creation. (c) Tally Solutions Pvt. Ltd., 1988-20

यहा पर sgst ledger बनाया है

Tally.ERP 9

Bits Computers

**Ledger Creation**

Name: SGST  
(alias)

Total Opening Balance	
	1,50,000.00 Dr
Difference	1,50,000.00 Dr

**Duties & Taxes (Current Liabilities)**

Under: GST

Type of duty/tax: Tax type  
Inventory values are affected: No  
Percentage of calculation: 0 %

Rounding method: Not Applicable

**Statutory Information**

**Mailing Details**

Name Address

Provide bank details: No

**Tax Registration Details**

PAN/IT No.

Accept ?  
Yes No

Opening Balance (on 1-Apr.2017) :

Quit Accept

Tally MAIN -> Gateway of Tally -> Accounts Info. -> Ledgers -> Ledger Creation. (c) Tally Solutions Pvt. Ltd.,

यहा पर igst ledger बनाया है

Tally.ERP 9

Bits Computers

**Ledger Creation**

Name: IGST  
(alias)

Total Opening Balance	
	1,50,000.00 Dr
Difference	1,50,000.00 Dr

**Duties & Taxes (Current Liabilities)**

Type of duty/tax: GST  
 Tax type: Integrated Tax  
 Inventory values are affected: No  
 Percentage of calculation: 0 %  
 Rounding method: Not Applicable

**Mailing Details**

Name: \_\_\_\_\_  
 Address: \_\_\_\_\_

Provide bank details: No

PAN/IT No: \_\_\_\_\_

**Statutory Information**

**Tax Registration Details**

Opening Balance (on 1-Apr-2017):

Accept ?

Tally MAIN -> Gateway of Tally -> Accounts Info. -> Ledgers -> Ledger Creation (c) Tally Solutions Pvt. Ltd., 1988-20

यहा पर creative computer ambala intra state का ledger create करेगे हम जैसे ही set gst details को yes करते है तो dealer की details दे सकते है

Tally.ERP 9

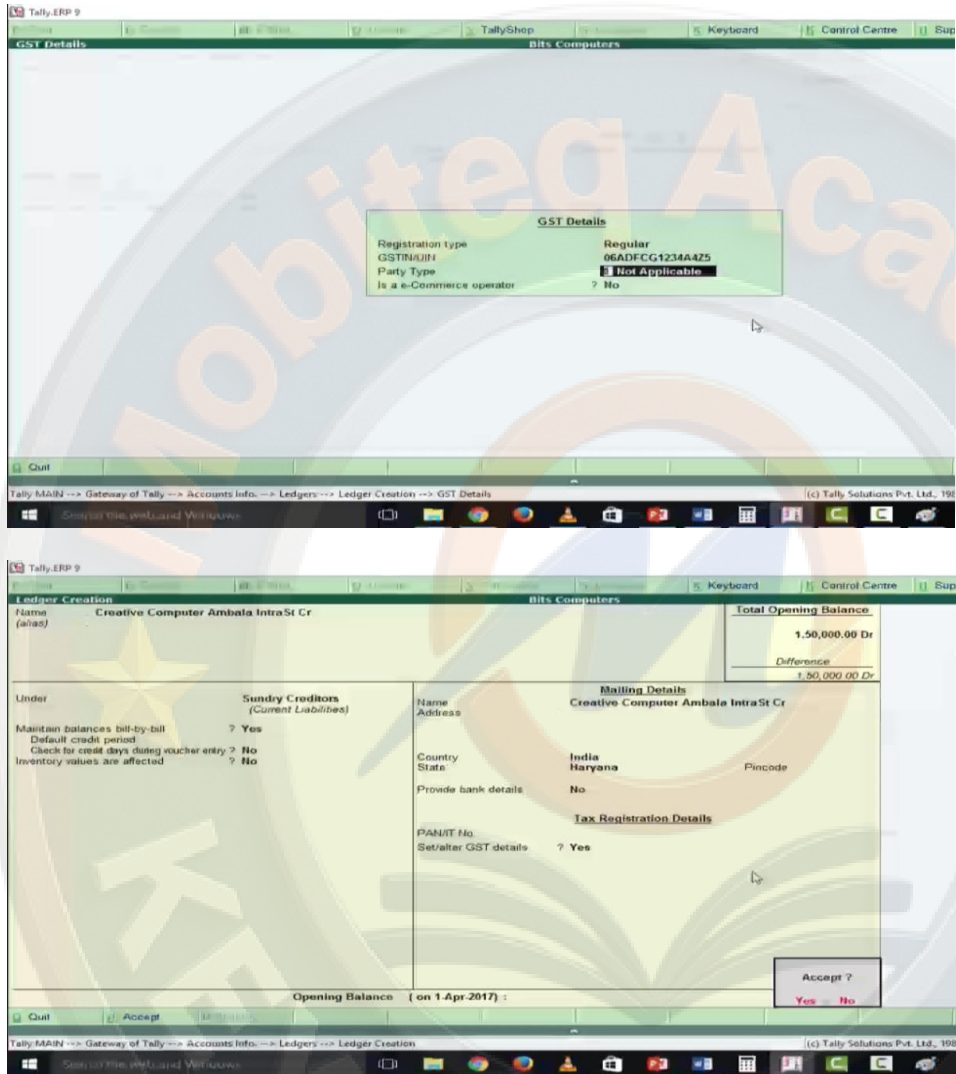
**Ledger Creation** Bits Computers

Name Creative Computer Ambala IntraSt Cr (alias)		Total Opening Balance 1,50,000.00 Dr Difference 1,50,000.00 Dr
Under Sundry Creditors (Current Liabilities)	Name Creative Computer Ambala IntraSt Cr	Mailing Details
Maintain balances bill-by-bill ? Yes	Address	Country India
Default credit period	State Haryana	Pincode
Check for credit days during voucher entry ? No	Provide bank details No	Tax Registration Details
Inventory values are affected ? No	PAN/IT No.	Set/alter GST details ? <b>yes</b>
Opening Balance ( on 1-Apr-2017 ) :		

Quit Accept

Tally:MAIN -> Gateway of Tally -> Accounts Info. -> Ledgers -> Ledger Creation (© Tally Solutions Pvt. Ltd., 1985-)

finally हम इसको yes कर देते है यह registered dealer है



यहा पर Ctech computer ludhiana punjab inter state ledger create किया है

Tally, ERP 9

BITs Computers

**Ledger Creation**

Name (alias) Ctech Computer Ludhiana Pb Inter Cr

Total Opening Balance

1,50,000.00 Dr

Difference

1,50,000.00 Dr

Under **Sundry Creditors** (Current Liabilities)

Maintain balances bill-by-bill ? Yes

Default credit period

Check for credit days during voucher entry ? No

Inventory values are affected ? No

Name Address Ctech Computer Ludhiana Pb Inter Cr

Country India

State Punjab Pincode

Provide bank details No

**Tax Registration Details**

PAN/IT No

Set/alter GST details ? Yes

Accept ?

Yes No

Opening Balance ( on 1-Apr-2017 ) :

Quit Accept

Tally MAIN -> Gateway of Tally -> Accounts Info. -> Ledgers -> Ledger Creation (c) Tally Solutions Pvt. Ltd., 19

यहा पर compoint panipat haryana का ledger बनाया है ये unregistered dealer है

The screenshot shows the 'Ledger Alteration' screen in Tally ERP 9. The ledger name is 'COMPOINT PANIPAT HARYANA'. The 'Total Opening Balance' is 1,50,000.00 Dr, and the 'Difference' is also 1,50,000.00 Dr. The ledger is categorized under 'Sundry Creditors (Current Liabilities)'. The 'Mailing Details' section shows the name 'COMPOINT PANIPAT HARYANA', country 'India', and state 'Haryana'. The 'Tax Registration Details' section shows 'PAN/IT No.' and 'Set/alter GST details' both set to 'No'. The 'Opening Balance' is set for '1 Apr-2017'. A dialog box asks 'Accept?' with 'Yes' and 'No' options.

Ledger Alteration		Total Opening Balance
Name (alias)	COMPOINT PANIPAT HARYANA	1,50,000.00 Dr
		Difference
		1,50,000.00 Dr

Under: Sundry Creditors (Current Liabilities)

Maintain balances bill-by-bill ? Yes  
 Default credit period ? No  
 Check for credit days during voucher entry ? No  
 Inventory values are affected ? No

Mailing Details  
 Name: COMPOINT PANIPAT HARYANA  
 Address:  
 Country: India  
 State: Haryana  
 Pincode:  
 Provide bank details: No

Tax Registration Details  
 PAN/IT No.:  
 Set/alter GST details: ? No

Opening Balance (on 1-Apr-2017):

Accept ?  
 Yes No

यहा purchase from URD (unregistered dealer) का ledger बनाया है

Tally ERP 9

Ledger Alteration

Name PURCHASE FROM URD

(alias)

Total Opening Balance

1,50,000.00 Dr

Difference

1,50,000.00 Dr

Under Purchase Accounts

Inventory values are affected ? Yes

Statutory Information

Is GST Applicable ?  Applicable  
 No

Set/alter GST Details. Type of Supply ?  Goods

Mailing Details

Name Address

Provide bank details No

Tax Registration Details

PAN/IT No


Accept ?

Yes No

Opening Balance ( on 1-Apr-2017 ) :

Quit Accept

Tally MAIN -> Gateway of Tally -> Accounts Info -> Ledgers -> Ledger Alteration (c) Tally Solutions Pvt. Ltd.



यहा पर purchase inter state other state का ledger create किया है जिसमे राज्य से बाहर की purchases को store करने वाले है

The screenshot shows the 'Ledger Alteration' window in Tally ERP 9. The ledger name is 'PURCHASE INTER STATE OTHERSTATE'. The 'Total Opening Balance' is 1,50,000.00 Dr. The 'Difference' is also 1,50,000.00 Dr. The window is divided into several sections: 'Purchase Accounts' (Under: Purchase Accounts), 'Mailing Details' (Name, Address), 'Statutory Information' (Inventory values are affected: ? Yes, Is GST Applicable: ? Applicable, Set/alter GST Details: ? No, Type of Supply: Goods), 'Provide bank details' (No), and 'Tax Registration Details' (PAN/IT No.). At the bottom, there is an 'Opening Balance (on 1-Apr-2017):' field and an 'Accept ?' dialog box with 'Yes' and 'No' options. The window title bar shows 'Tally ERP 9' and the taskbar at the bottom displays various application icons.

यहा पर purchase intra local haryana ledger बनाया है जिसमे haryana की purchase को store करने वाले है

The screenshot shows the 'Ledger Alteration' window in Tally ERP 9. The ledger name is 'PURCHASE INTRA LOCAL HARYANA'. The 'Total Opening Balance' is 1,50,000.00 Dr. The 'Difference' is also 1,50,000.00 Dr. The window is divided into several sections: 'Purchase Accounts' (Under: Purchase Accounts), 'Mailing Details' (Name, Address), 'Statutory Information' (Inventory values are affected: Yes, Is GST Applicable: Applicable, Set/alter GST Details: No, Type of Supply: Goods), 'Provide bank details' (No), and 'Tax Registration Details' (PAN/IT No.). At the bottom, there is an 'Opening Balance (on 1-Apr-2017):' field and an 'Accept ?' dialog box with 'Yes' and 'No' options. The window title bar shows 'Tally ERP 9' and the menu bar includes 'File', 'Company', 'M. P. Name', 'Company', 'Keyboard', 'Control Centre', and 'System'.

Ledger Alteration		NewHead Computers	
Name (alias)	PURCHASE INTRA LOCAL HARYANA	<b>Total Opening Balance</b>	
		1,50,000.00 Dr	
		Difference	
		1,50,000.00 Dr	
Under	Purchase Accounts	Name	Mailing Details
		Address	
Inventory values are affected	? Yes		
		Provide bank details	No
<b>Statutory Information</b>			<b>Tax Registration Details</b>
Is GST Applicable	? Applicable	PAN/IT No.	
Set/alter GST Details	? No		
Type of Supply	Goods		
Opening Balance (on 1-Apr-2017):			
Accept ?			
Yes - No			

यहा पर tax payable under reverse charge ledger बनाया है जोकि current assets में आयेगे

Tally ERP 9

File Edit Company M. P. Mani Company Settings Keyboard Control Centre Support

Ledger Alteration NewHead Computers

Name Tax Payable Under Reverse Charge Total Opening Balance  
 (alias) 1,50,000.00 Dr  
 Difference 1,50,000.00 Dr

Under Current Assets Name Address Tax Payable Under Reverse Charge  
 Inventory values are affected ? No Mailing Details

Country India State Haryana Pincode  
 Provide bank details No

Statutory Information  
 Include in assessable value calculation for: Not Applicable Tax Registration Details

PAN/IT No. ? No  
 Set/alter GST details ? No

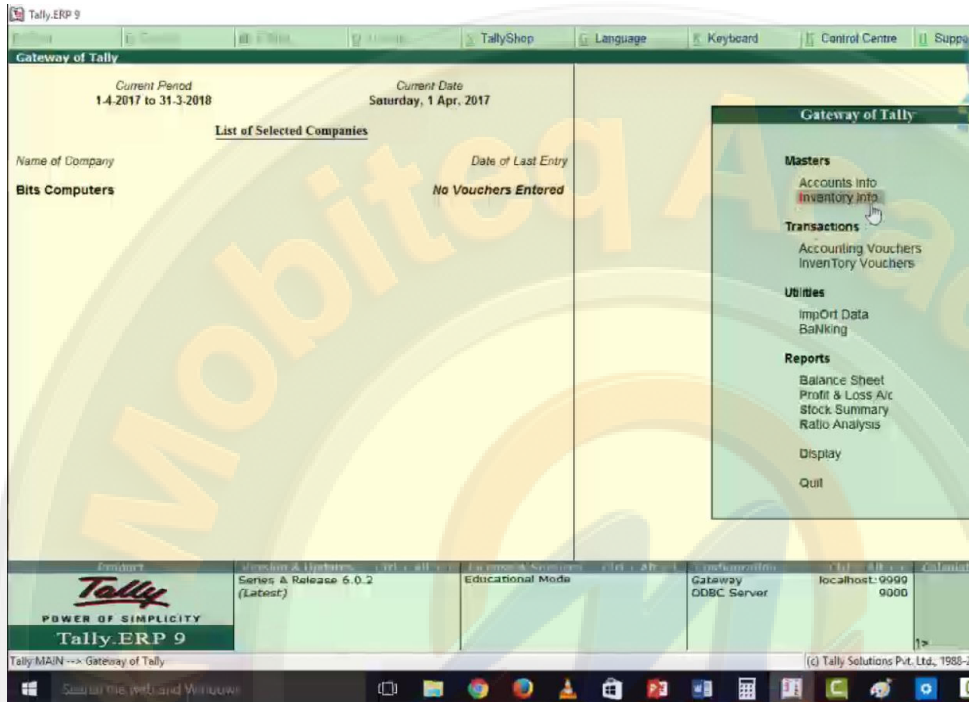
Opening Balance ( on 1-Apr-2017 ): Accept ?  
 Yes No

Quit Accept Delete

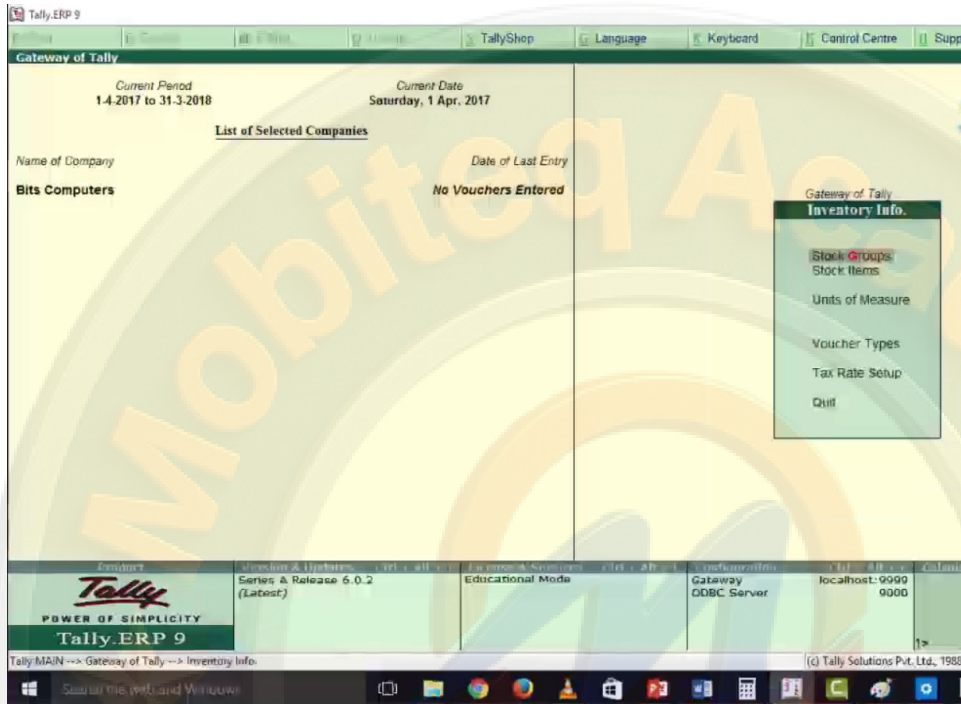
Tally MAIN -> Gateway of Tally -> Accounts Info -> Ledgers -> Ledger Alteration (c) Tally Solutions Pvt. Ltd., 1988

Search the web and Windows

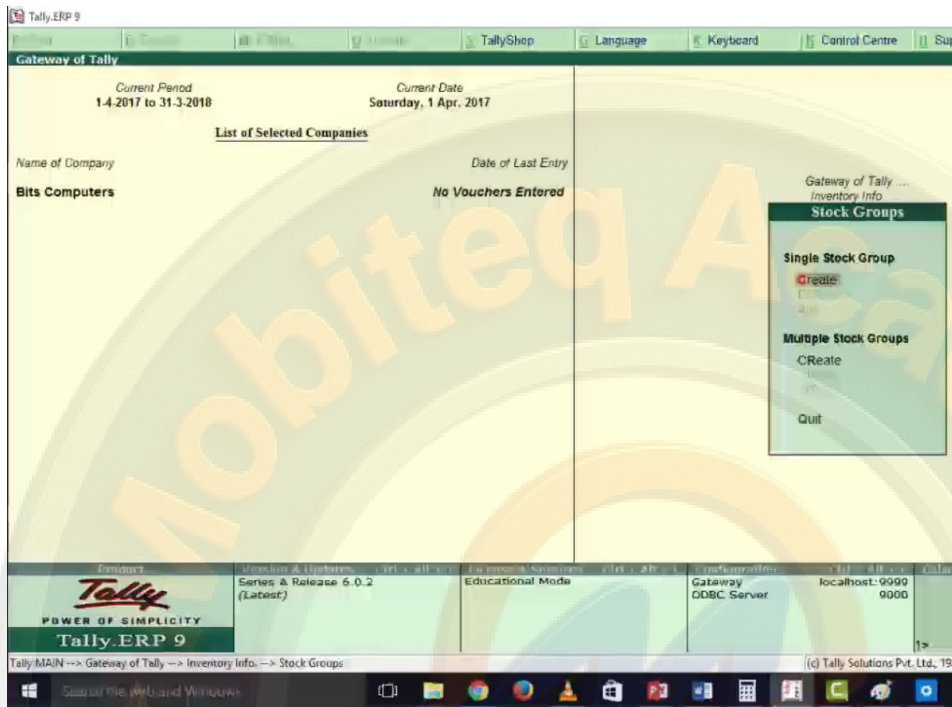
stock ledger create करने के लिय inventory info पर क्लिक करे



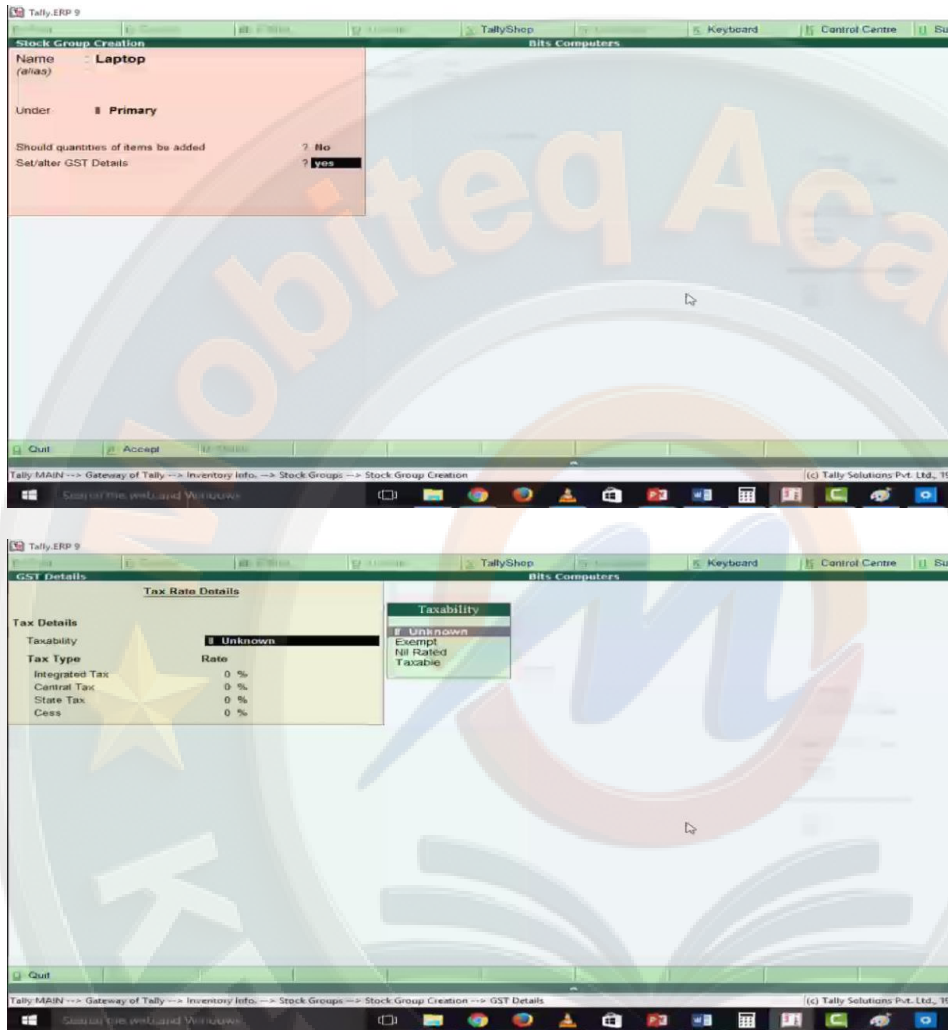
यहा से stock group को select करे



यहा से create को select करे



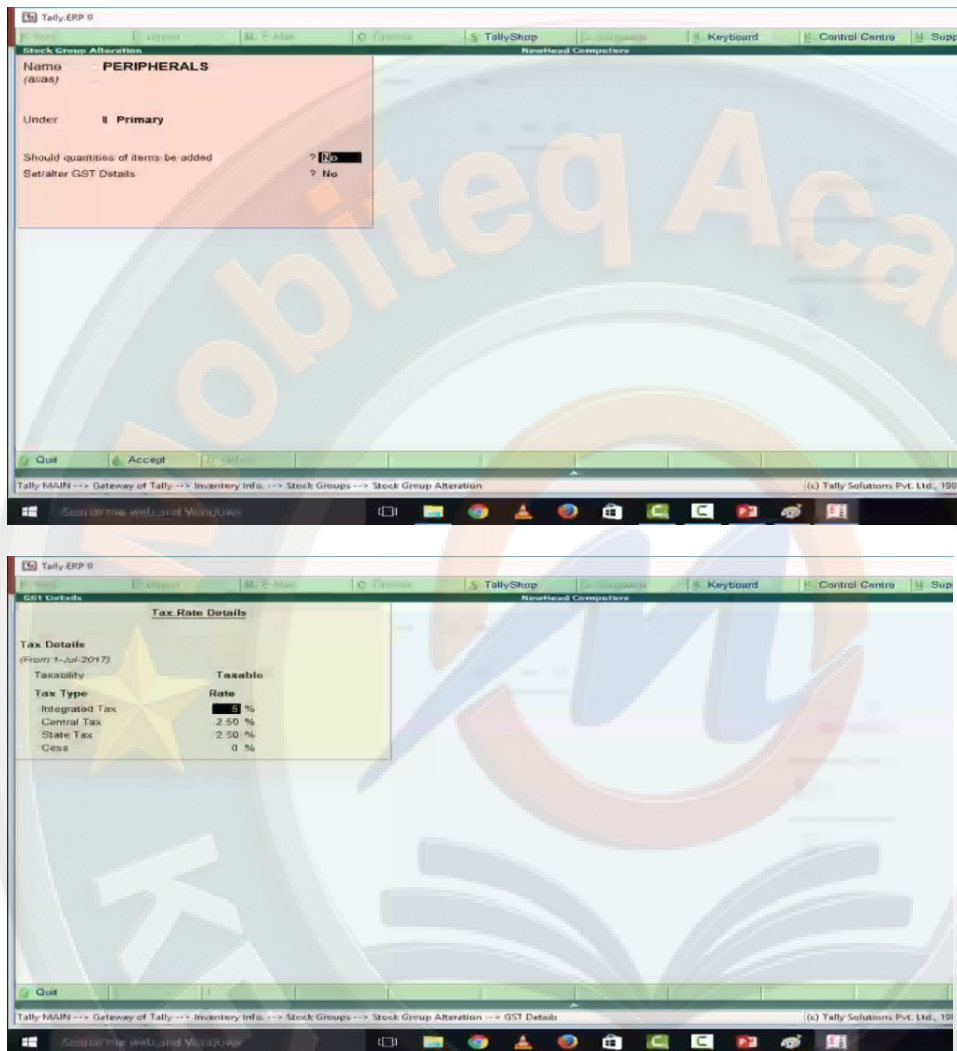
stock group creation की screen available हो जाएगी यहाँ पर stock group का name और set/alter gst details को yes करे यह taxability पूछेगा यह taxable है



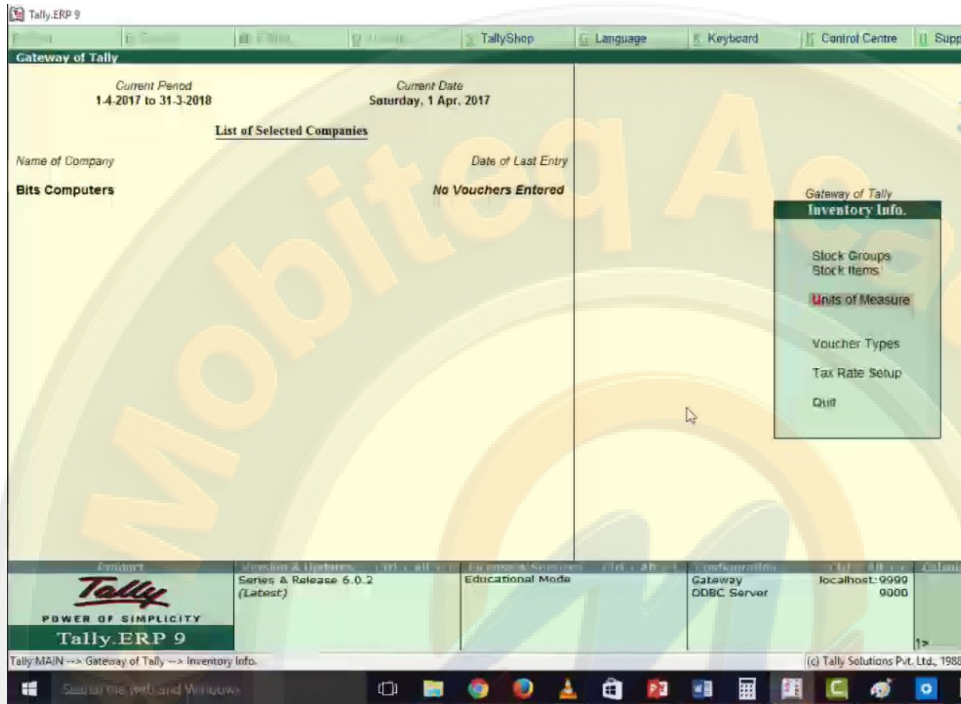
आप configuration buton या F12 से setting को yes no कर सकते है हमे पता है integrated tax 18% है उसको fill करेगे ये खुद ही cgst और sgst को 9% कर देगा



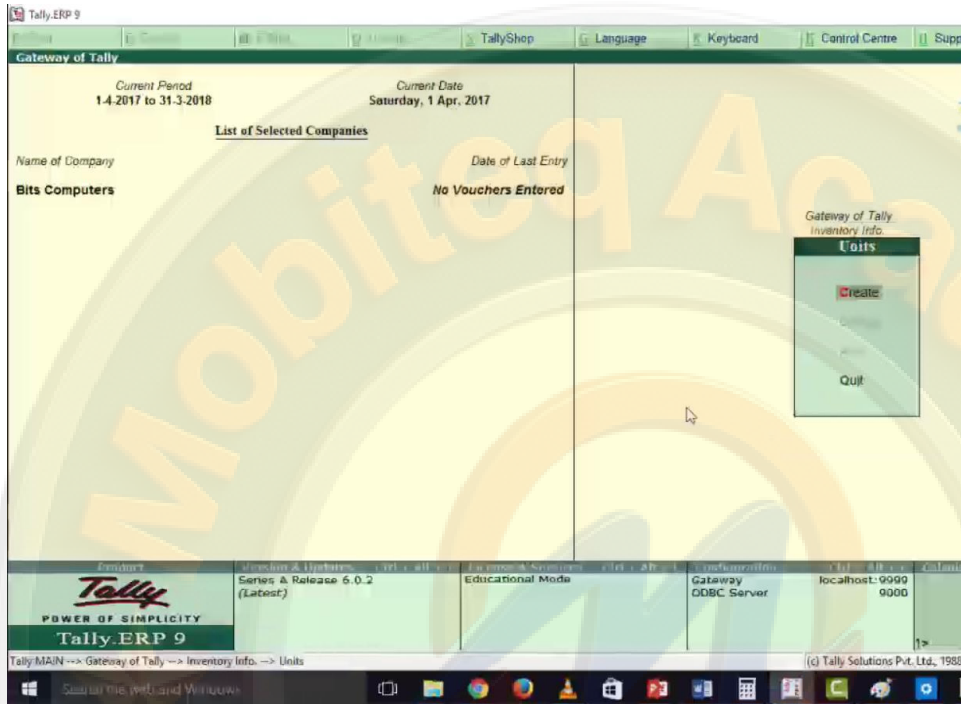
peripherals का stock group create किया है integrated tax 5% है उसको fill करेगे ये खुद ही cgst और sgst को 2.5% कर देगा



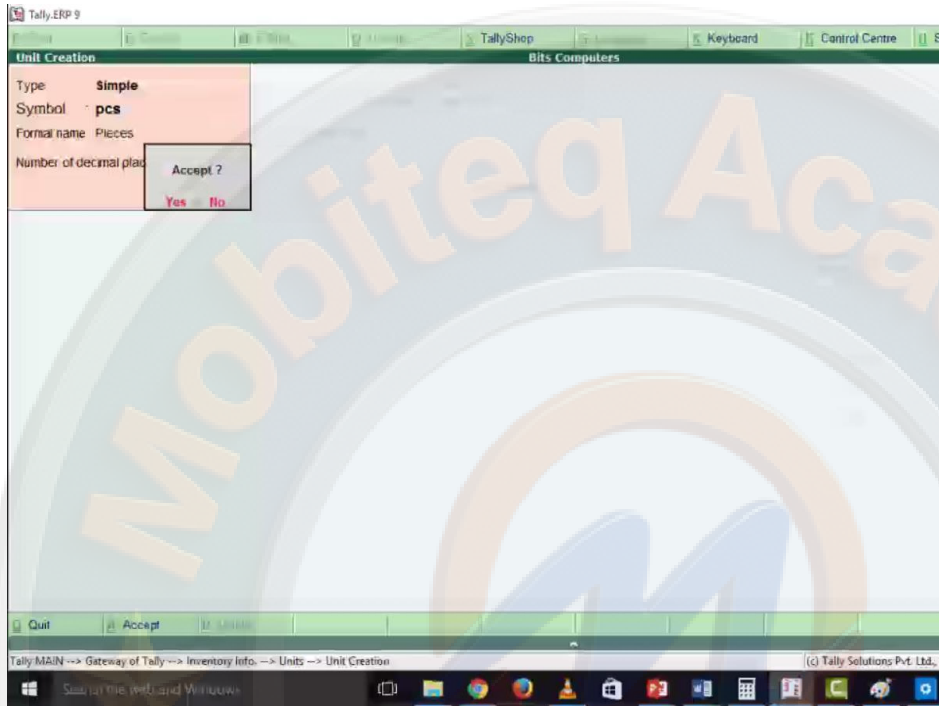
अब एक unit create करना है यहा से unit of measurement को select करे



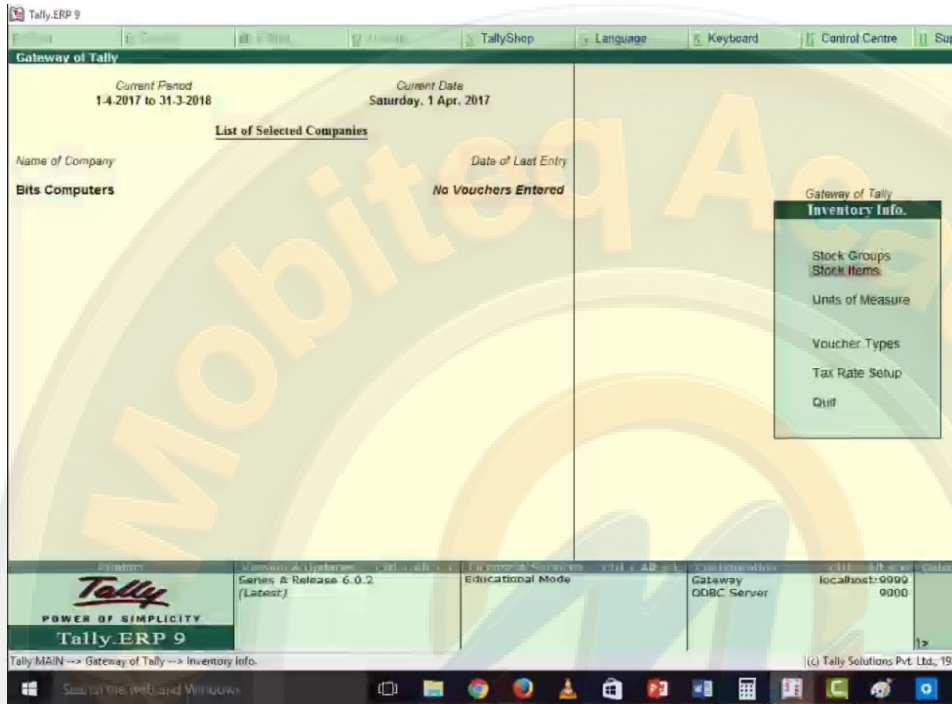
यहाँ से create को select करें



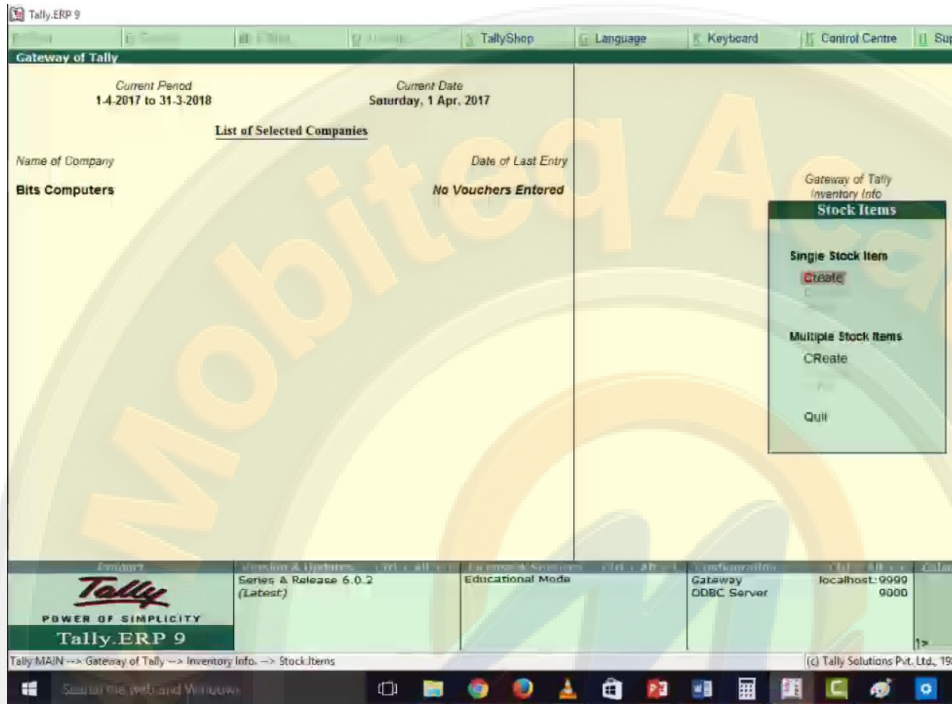
यहा पर unit creation screen available हो जाएगी



अब हमें stock items create करनी है stock items को select करे



यहा से create को select करे



stock item creation screen available हो जाएगी यहां पर hp laptop की item create करनी है

The screenshot shows the 'Stock Item Creation' window in Tally ERP 9. The window title is 'Bits Computers'. The 'Name' field contains 'Hp Laptop'. The 'Under Units' section shows 'Laptop' and 'pcs'. The 'Statutory Information' section includes 'GST Applicable' (set to 'Applicable'), 'Set/alter GST Details' (set to 'No'), 'Type of Supply' (set to 'Goods'), and 'Rate of Duty (eg 5)' (set to '0'). At the bottom, there is a table with columns for 'Opening Balance', 'Quantity', 'Rate per', 'Value', and 'Accept?'. The 'Accept?' column has 'Yes' and 'No' options. The window has 'Quit', 'Accept', and 'F5:Print' buttons at the bottom. The taskbar at the bottom shows the Windows Start button and various application icons.

Opening Balance	Quantity	Rate per	Value	Accept ?
				Yes No

यहा पर dell laptop की items create करनी है

The screenshot shows the 'Stock Item Creation' window in Tally ERP 9. The window title is 'Bits Computers'. The 'Name' field is set to 'Dell Laptop' with '(alias)' below it. The 'Under' field is 'Primary' and 'Units' is 'pcs'. The 'Statutory Information' section includes: 'GST Applicable' (Applicable), 'Set/alter GST Details' (No), 'Type of Supply' (Goods), and 'Rate of Duty (eg 5)' (0). Below this is a table with columns: 'Opening Balance', 'Quantity', 'Rate per', 'Value', and 'Accept?'. The 'Accept?' column has 'Yes' and 'No' options. At the bottom, there are 'Quit' and 'Accept' buttons. The taskbar at the bottom shows the Windows Start button and various application icons.

Opening Balance	Quantity	Rate per	Value	Accept ?
				Yes No

यहा पर SMPS की items create की है

The screenshot shows the 'Stock Item Alteration' window in Tally ERP 9. The window title is 'NewHead Computers'. The 'Name' field is 'SMPS'. The 'Under' field is 'PERIPHERALS' and the 'Units' field is 'PCS'. The 'Statutory Information' section includes 'GST Applicable' (set to 'Applicable'), 'Set/alter GST Details' (set to 'No'), 'Type of Supply' (set to 'Goods'), and 'Rate of Duty (eg 5)' (set to '0'). Below this is a table with columns 'Quantity', 'Rate per', 'Value', and 'Accept?'. The 'Accept?' column has 'Yes' and 'No' options. The 'Opening Balance' row is currently empty. At the bottom, there are 'Quit' and 'Accept' buttons. The taskbar at the bottom shows the Windows Start button and several application icons.

Quantity	Rate per	Value	Accept ?
Opening Balance			Yes No

capital invest हुई थी 10000/- की इसकी entry यहा की है

The screenshot displays the Tally ERP 9 Accounting Voucher Creation interface. The window title is "Tally.ERP 9". The menu bar includes: Print, Export, E-Mail, Upload, TallyShop, Language, Keyboard, Control Centre, and Support. The main header shows "Accounting Voucher Creation" and "Bits Computers". Below this, a red bar indicates "Receipt No. 1". The account is set to "Cash" with a current balance of "10,000.00 Dr". The "Particulars" section shows "Capital A/c" with a current balance of "10,000.00 Cr". The "Narration" field is empty. The bottom toolbar contains "Quit", "Accept", "Delete", and "Cancel" buttons. The status bar at the bottom shows the navigation path: "Tally MAIN --> Gateway of Tally --> Accounting Voucher Creation" and the copyright notice "(c) Tally Solutions Pvt. Ltd., 1988". The Windows taskbar is visible at the bottom with the search bar and various application icons.

idbi bank की entry हम पहले ही ledger बनाते हुए कर चुके आप ledger के अंतर्गत alter में यह entries check कर सकते हैं

Tally.ERP 9

Print Export E-Mail Upload TallyShep Language Keyboard Control Centre Sug

**Ledger Display** Bits Computers

Name : IDBI BANK Total Opening Balance  
1,50,000.00 Dr  
Difference  
1,50,000.00 Dr

---

Under **Bank Accounts (Current Assets)** Name Address : IDBI BANK

**Bank Account Details** Bits Computers Country : India State : Haryana Pincode :

A/c holder's name  
A/c no.  
IFS code  
Bank name  
Branch

**Bank Configuration**

Set cheque books ? No  
Set cheque printing configuration ? No

---

Opening Balance ( on 1-Apr-2017 ) : 1,50,000.00 Dr

Quit Accept Delete

Tally MAIN --> Gateway of Tally --> Accounts Info. --> Ledgers --> Ledger Display (c) Tally Solutions Pvt. Ltd., 19

Search the web and Windows

यहा पर purchase की entry की है जो की intra state है जोकि 5 laptop creative computer ambala, haryana से 10000/- एक laptop के हिसाब से purchase किया है gst 18% है जिसमे 9% cgst और 9% sgst तो laptop की amount हुई 50000 और cgst 9% हुई 4500 और sgst 9% हुई 4500

Party A/c name : Creative Computer Ambala IntraSt Cr  
 Current balance : 59,000.00 Cr  
 Purchase ledger : Purchase Intra State Local Hry

Name of Item	Quantity	Rate per	Amount
Hp Laptop	5 pcs	10,000.00 pcs	50,000.00
CGST			4,500.00
Narration:			5 pcs 54,500.00

Quit Accept Delete Cancel

Tally MAIN -> Gateway of Tally -> Accounting Voucher Creation (c) Tally Solutions Pvt. Ltd., 1988-2017 Tue, 8 Aug, 2017

Party A/c name : Creative Computer Ambala IntraSt Cr  
 Current balance : 59,000.00 Cr  
 Purchase ledger : Purchase Intra State Local Hry

Name of Item	Quantity	Rate per	Amount
Hp Laptop	5 pcs	10,000.00 pcs	50,000.00
CGST			4,500.00
SGST			4,500.00
Narration:			5 pcs

Accept ?  
Yes or No

Quit Accept Delete Cancel

Tally MAIN -> Gateway of Tally -> Accounting Voucher Creation (c) Tally Solutions Pvt. Ltd., 1988-2017 Tue, 8 Aug, 2017

यहा पर भी purchase की entry की है जोकि inter state है 5 laptop Ctech computer ludhiana, punjab से 10000/- एक laptop के हिसाब से purchase किये है total amount 50000 हुई इसपर igst 18% है तो igst 9000/- हुई

Name of Item	Quantity	Rate per	Amount
HP LAPTOPS	5 PCS	10,000.00 PCS	50,000.00
IGST			9,000.00
Narration:			5 PCS 59,000.00

Party A/c name: **CTECH LUDHIANA PB INTERSTATE**  
 Current balance: 59,000.00 Cr  
 Purchase ledger: PURCHASE INTER STATE OTHERSTATE

Buttons: Quit, Accept, Delete, Cancel

Tally MAIN --> Gateway of Tally --> Display Menu --> Day Book --> Accounting Voucher Alteration (Secondary) (c) Tally Solutions Pvt. Ltd., 1988-2017 Fri, 11 Aug 2017

यहा पर unregistered dealer से जो goods purchase की थी उसकी entry की है

Tally.ERP 9

Accounting Voucher Alteration (Secondary)

Purchase No. 3  
Supplier invoice no. URD43 Date 1-Jul-2017

Party A/c name COMPOINT PANIPAT HARYANA  
Current balance 7,000.00 Cr  
Purchase ledger PURCHASE FROM URD

Name of Item	Quantity	Rate per	Amount
SMPS	20 PCS	350.00 PCS	7,000.00

End of List

Narration: 20 PCS Accept 7

Quit Accept Delete Cancel

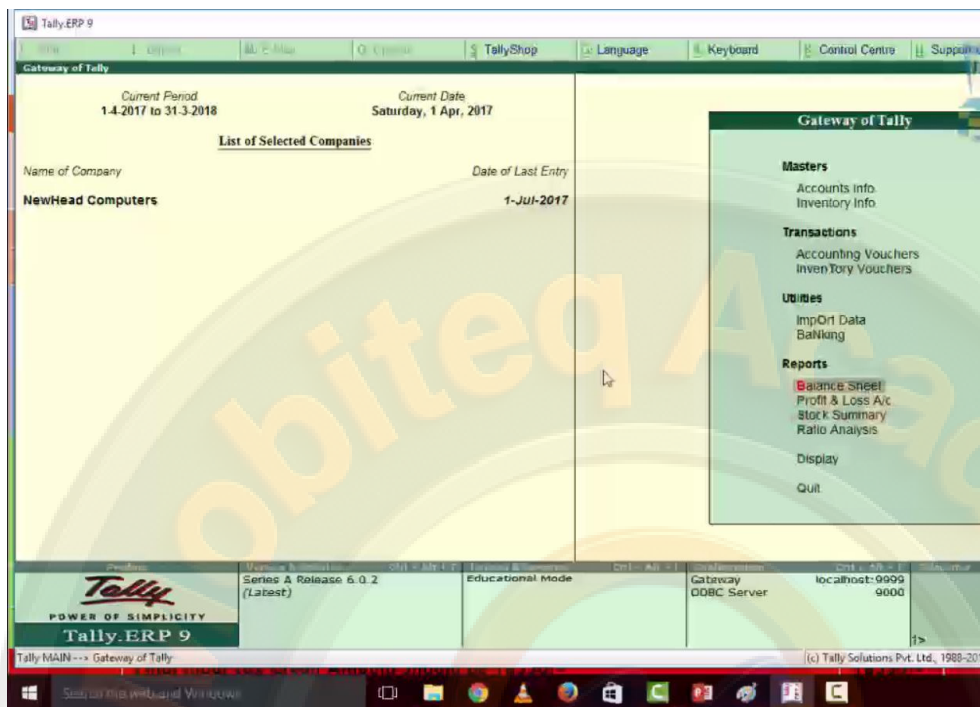
Tally MAIN -> Gateway of Tally -> Display Menu -> Day Book -> Accounting Voucher Alteration (Secondary) (c) Tally Solutions Pvt. Ltd., 1998-2017 Fri, 11 Aug 2017

Particulars	Taxable Value	Tax rate	Duty/tax Value
<b>GST Details</b>			
Purchase From Unregistered Dealer - Exempt	7,000.00		350.00
SMPS	7,000.00		350.00
Note: Amount of tax subject to reverse charge			
As per Calculation			350.00
As per Transaction			

Quit

Tally MAIN -> Gateway of Tally -> Display Menu -> Day Book -> Accounting Voucher Alteration (Secondary) -> Tax Analysis (c) Tally Solutions Pvt. Ltd., 1998-2017 Fri, 11 Aug 2017

इसकी details जानने के लिय balance sheet को select करे



यहां से current liabilities को select करें

NewHead Computers as at 1-Jul-2017		NewHead Computers as at 1-Jul-2017	
Liabilities		Assets	
Capital Account	10,000.00	Current Assets	2,57,000.00
Loans (Liability)			
Current Liabilities	1,87,000.00		
Profit & Loss A/c			
Opening Balance			
Current Period			
Difference in opening balances	1,50,000.00		
<b>Total</b>	<b>2,67,000.00</b>	<b>Total</b>	<b>2,67,000.00</b>


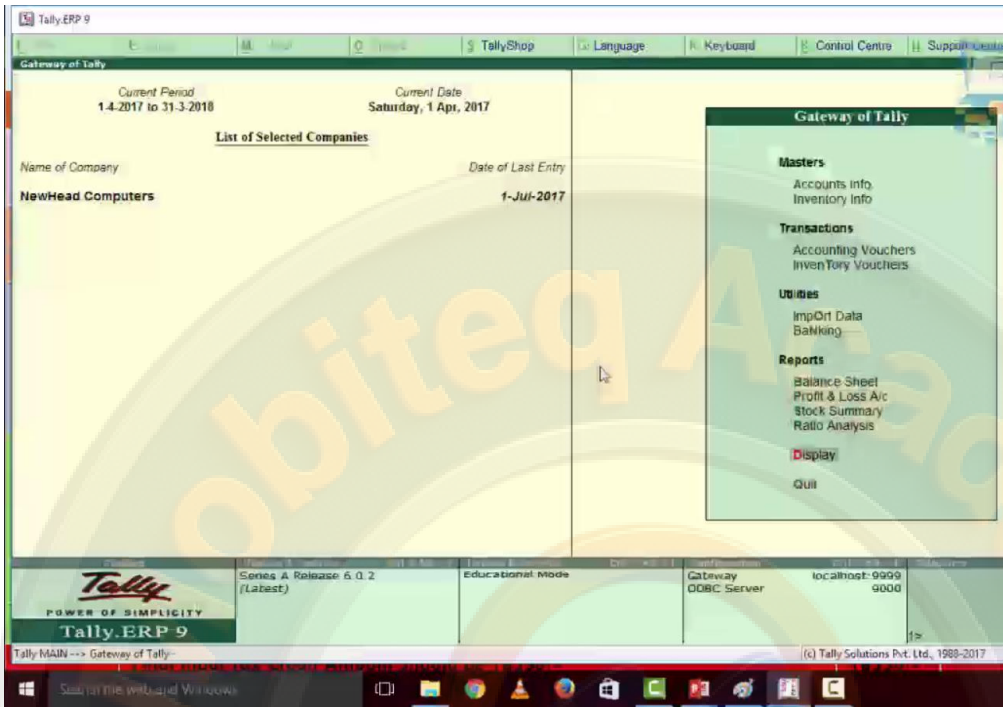
Tally MAIN -> Gateway of Tally -> Balance Sheet (c) Tally Solutions Pvt. Ltd., 1988-2017 Fri, 11 Aug 2017

यहा duties and taxes की amount 18000/- है

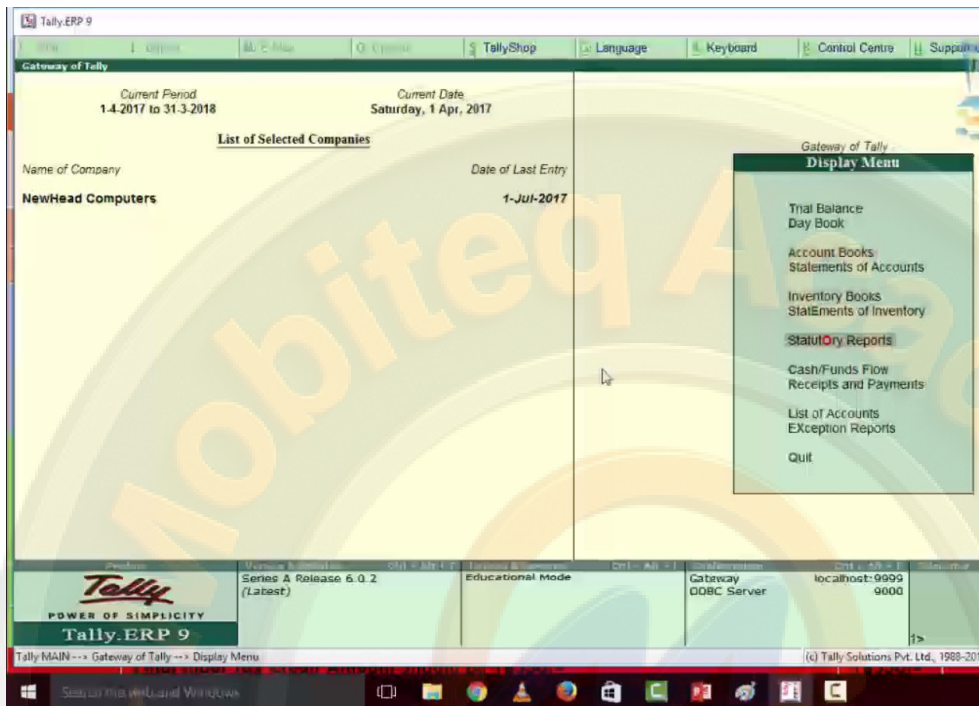
Particulars		1-Apr-2017 to 1-Jul-2017	
		Closing Balance	
		Debit	Credit
Carriage & Taxes			18,000.00
Sundry Creditors			1,25,000.00
<b>Grand Total</b>		<b>18,000.00</b>	<b>1,25,000.00</b>

Tally MAIN--> Gateway of Tally--> Balance Sheet --> Group Summary (c) Tally Solutions Pvt. Ltd., 1988-2017 Fri, 11 Aug, 2017

यहा से display को select करे



यहा से statutory reports को select करे



यहा से GST को select करे

Tally.ERP 9

P: Print   E: Export   M: E-Mail   U: Upload   S: TallyShop   G: Language   K: Keyboard   C: Control Centre   H: Sup

Gateway of Tally


Current Period: 1-4-2017 to 31-3-2018      Current Date: Saturday, 1 Jul, 2017

List of Selected Companies

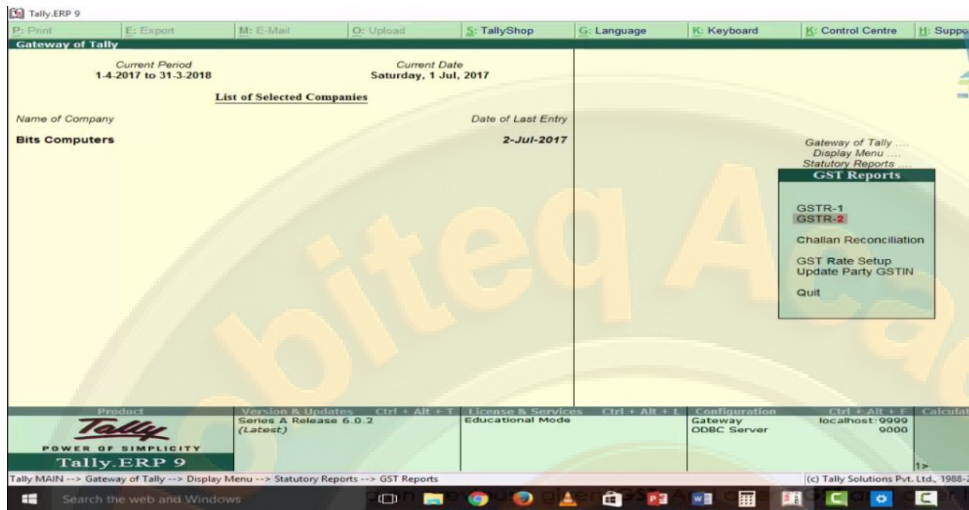
Name of Company	Date of Last Entry
Bits Computers	2-Jul-2017

Gateway of Tally ...  
Display Menu  
Statutory Reports  
GST  
Quit

Product	Version & Updates    Ctrl + Alt + T	License & Services    Ctrl + Alt + L	Configuration    Ctrl + Alt + F	Calcu
<b>Tally</b> POWER OF SIMPLICITY Tally.ERP 9	Series A Release 6.0.2 (Latest)	Educational Mode	Gateway ODBC Server localhost:9999 9000	



GSTR-2 हमें purchase की information हमें देता है यहा पर B2B को select करे



GSTR-2 1-Jul-2017 to 31-Jul-2017

Returns Summary

Total number of vouchers for the period 3

Included in returns 3

Included in surcharges 3

Incomplete/Mismatch in information (to be resolved) 0

Table No.	Particulars	Count	Taxable Value	Integrated Tax Amount	Central Tax Amount	State Tax Amount	Cess Amount	Tax Amount	Invoice Amount
4	B2B Invoices	3	1,07,000.00	9,000.00	4,675.00	4,675.00		18,350.00	1,25,000.00
5	Import of Goods Invoices								
6	Import of Services Invoices								
7	Credit/Debit Notes								
8	Nil Rated Invoices								
9	ISD Credit								
10(1)	TDS Credit								
10(2)	TCS Credit								
11	ITC Received								
12	Tax liability under Reverse Charge on Advance								
13	Tax Paid under Reverse Charge on Advance								
14	ITC Reversal								

Note: Tables 1-3 capture generic information already available on the portal, and are not displayed here.

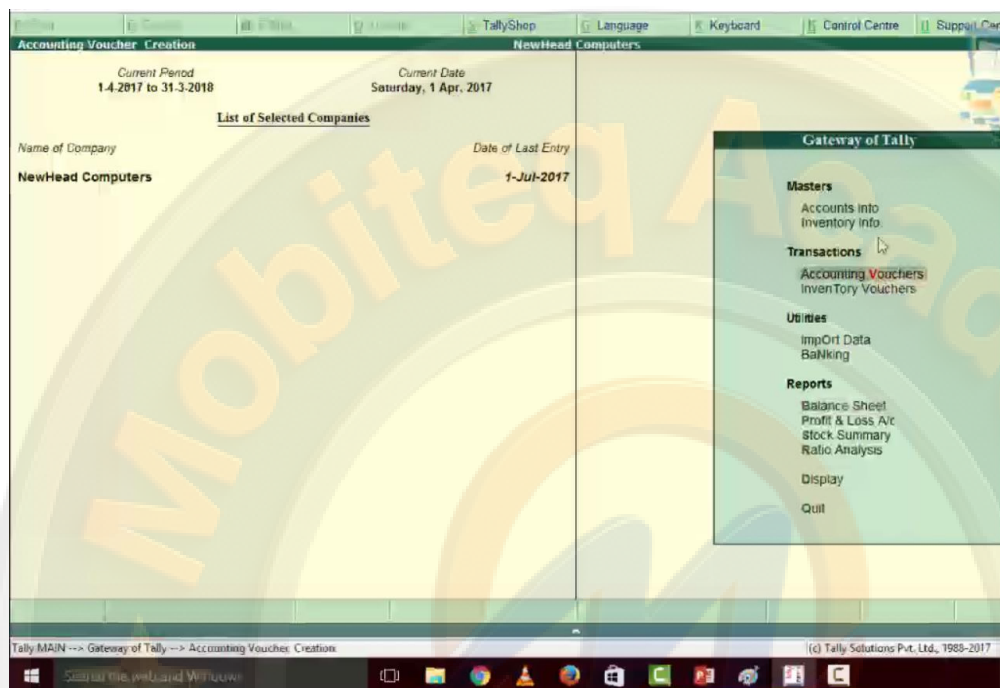
Tally MAIN --> Gateway of Tally --> Display Menu --> Statutory Reports --> GST Reports --> GSTR-2

यहा देखे tax की total amount 18350/- है जबकि balance sheet में duties and taxes में यह amount 18000/- show हो रही है तो इसके लिय हम adjustment entry करेगे

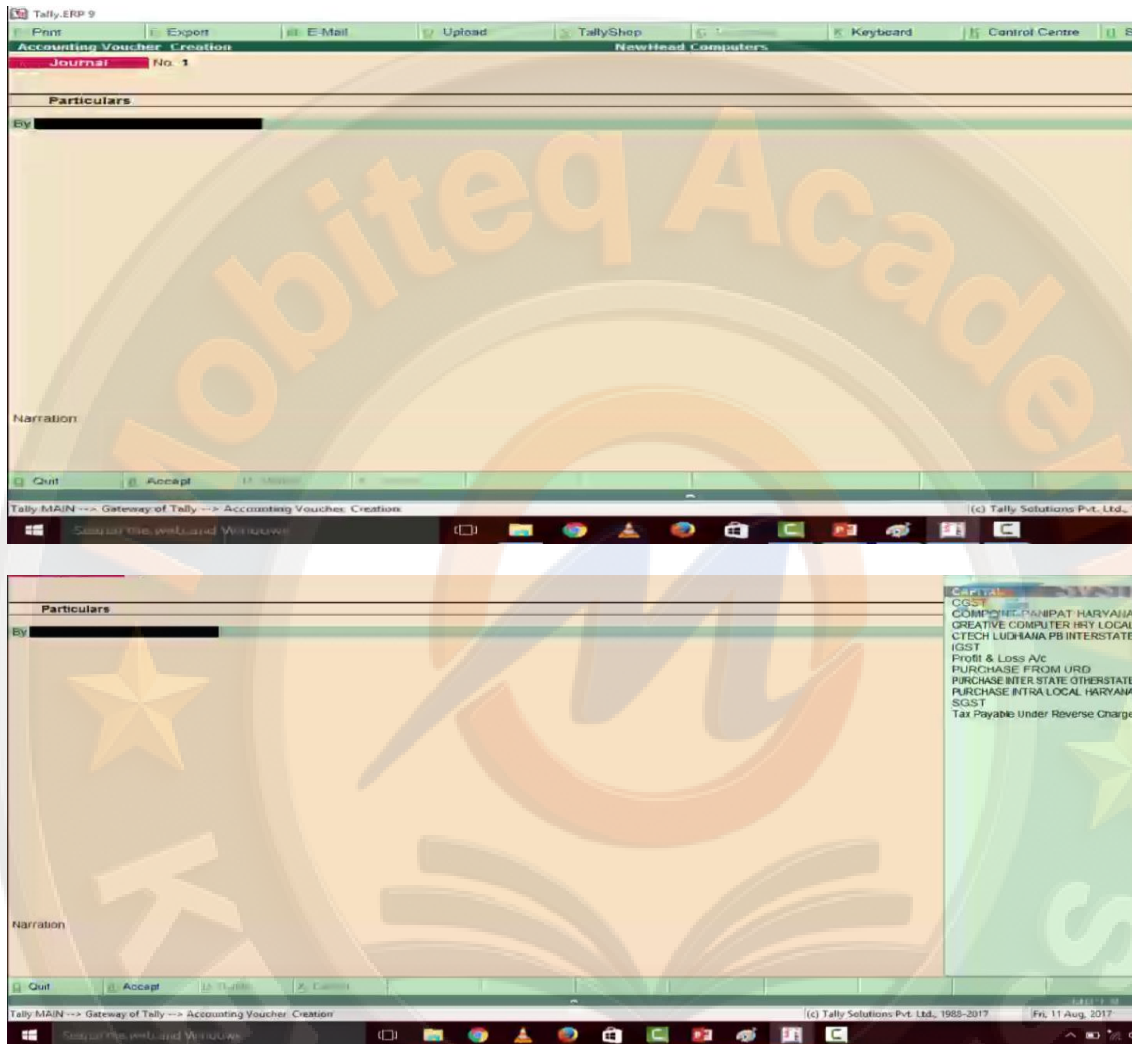
Date	Particulars	GSTIN/UID	Vch Type	Vch No.	Taxable Value	Integrated Tax Amount	Central Tax Amount	State Tax Amount	Cess Amount	Total Tax Amount	Invoice Amount
1-7-2017	CRESTINE COMPUTER PHYSICAL	03ABCD123456789	Purchase	1	50,000.00		4,500.00	4,500.00		9,000.00	59,000.00
1-7-2017	GTECH LUDHIANA PB INTERSTATE	03ABCDE1243A4Z3	Purchase	2	50,000.00	9,000.00				9,000.00	59,000.00
1-7-2017	COMPOINT PANIPAT HARYANA		Purchase	3	7,000.00		175.00	175.00		350.00	7,000.00
<b>Grand Total</b>					<b>1,07,000.00</b>	<b>9,000.00</b>	<b>4,675.00</b>	<b>4,675.00</b>		<b>18,350.00</b>	<b>1,25,000.00</b>

Tally MAIN--> Gateway of Tally --> Display Menu --> Statutory Reports --> GST Reports --> GSTR-2 --> Voucher Register (c) Tally Solutions Pvt. Ltd., 1988-2017 Fri, 11 Aug, 2017

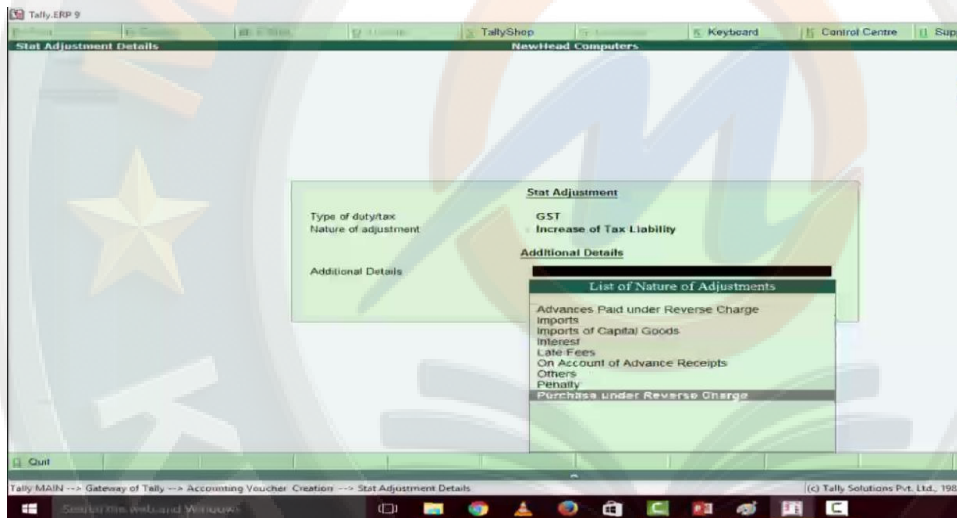
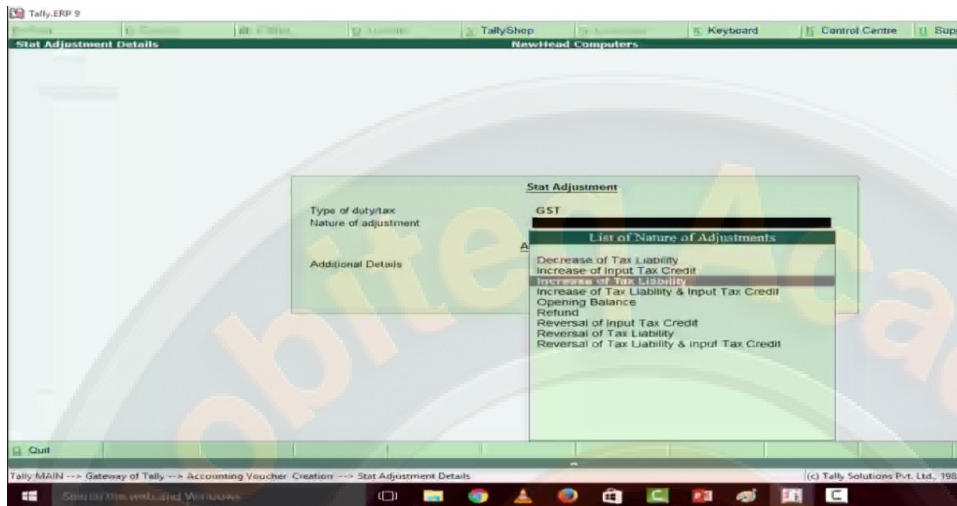
इसके लिय हम accounting voucher को select करेगे



यहा से journal को select करे क्युकी यह statutory adjustment की entry है तो statutory adjustment को select करे



यहा पर stat adjustment की information fill करेगे



यहा पर reverse charge की entry की है

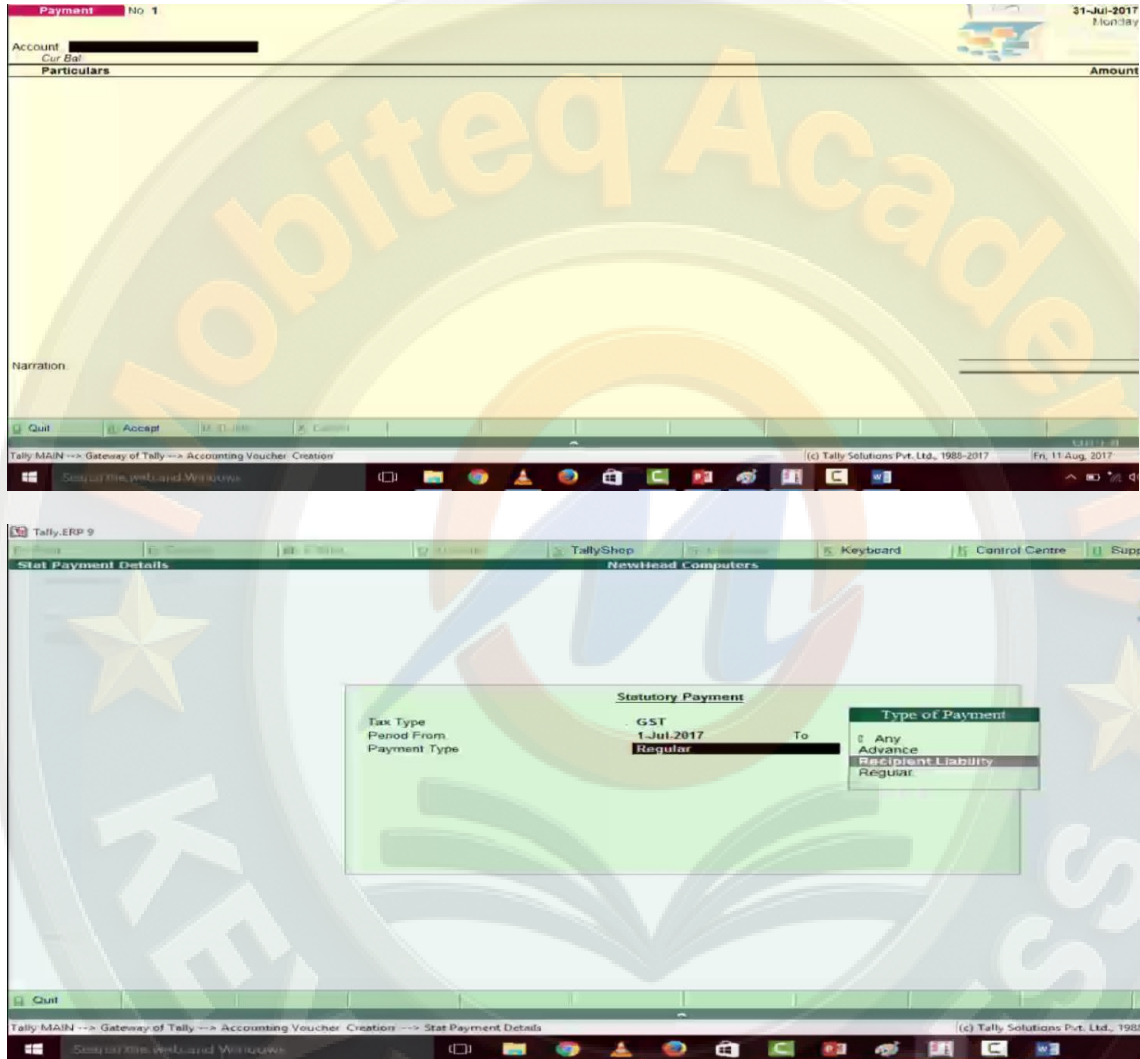
Journal No 1		1-Apr-2017 Saturday	
Used for Increase of Tax Liability (Additional Details: Purchase under Reverse Charge)			
Particulars	Debit	Credit	
By Tax Payable Under Reverse Charge Cur Bal 360.00 Dr	360.00		
To CGST Cur Bal 4,325.00 Dr		175.00	
To SGST Cur Bal 4,325.00 Dr		175.00	
Narration	360.00	360.00	
		Accept ?	
		Yes No	

Quit Accept

Tally MAIN -> Gateway of Tally -> Accounting Voucher Creation (c) Tally Solutions Pvt. Ltd., 1988-2017 Fri, 11 Aug, 2017



अब हम यहा पर इसके payment की entry करेगे यहा से payment का voucher को select करेगे और stat payment को select करेगे और ध्यान रखे कि type of payment recipient liability है ये इसलिय क्युकी हम किसी और के behalf पर tax pay कर रहे है



यहा पर payment की है cgst 175/- और sgst 175/- है

Payment No 1

31-Jul-2017  
Monday

Statutory payment for GST  
(Payment Type: Recipient Liability)

Account IDBI BANK ACCOUNT  
Cur Bal 1,49,650.00 Dr

Particulars	Amount
CGST Cur Bal 4,500.00 Dr	175.00
SGST Cur Bal 4,500.00 Dr	175.00
	350.00

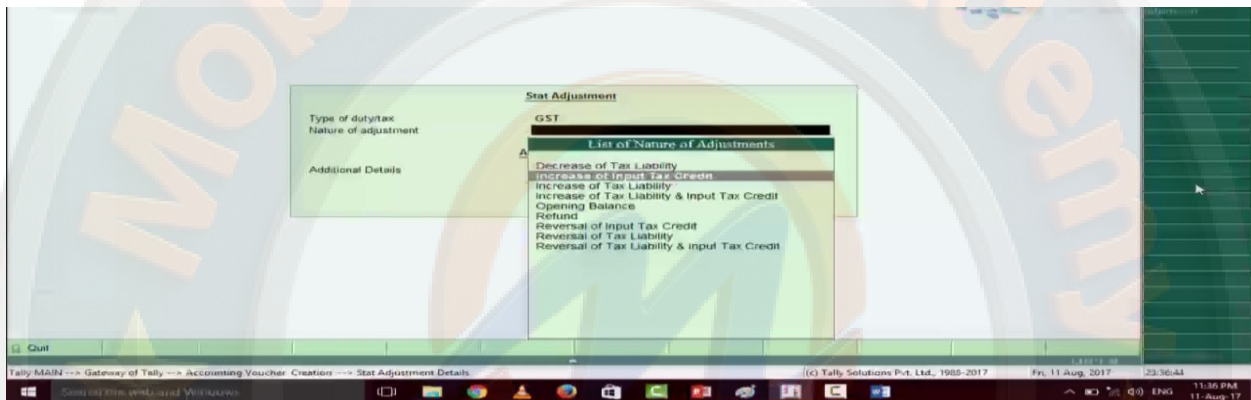
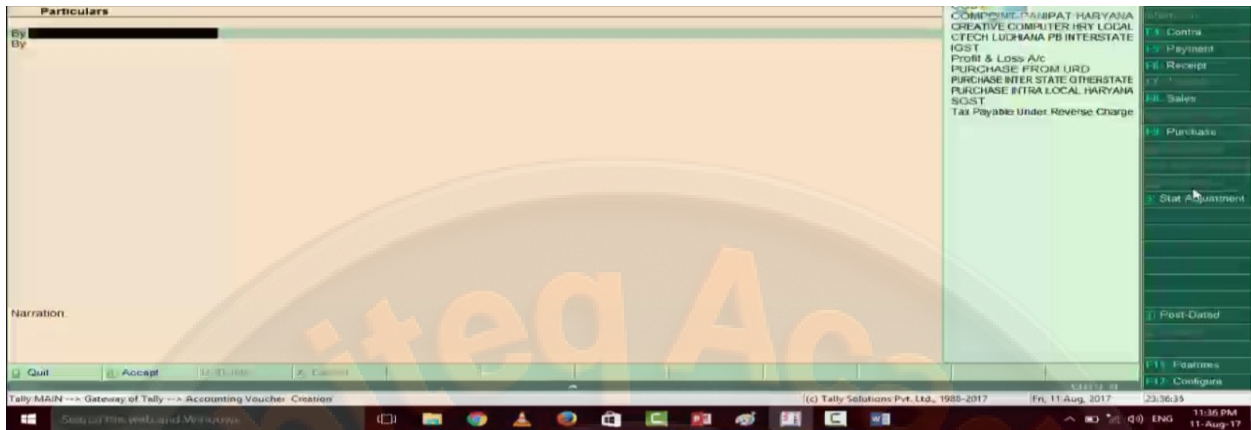
Provide GST Details: Yes

Narration

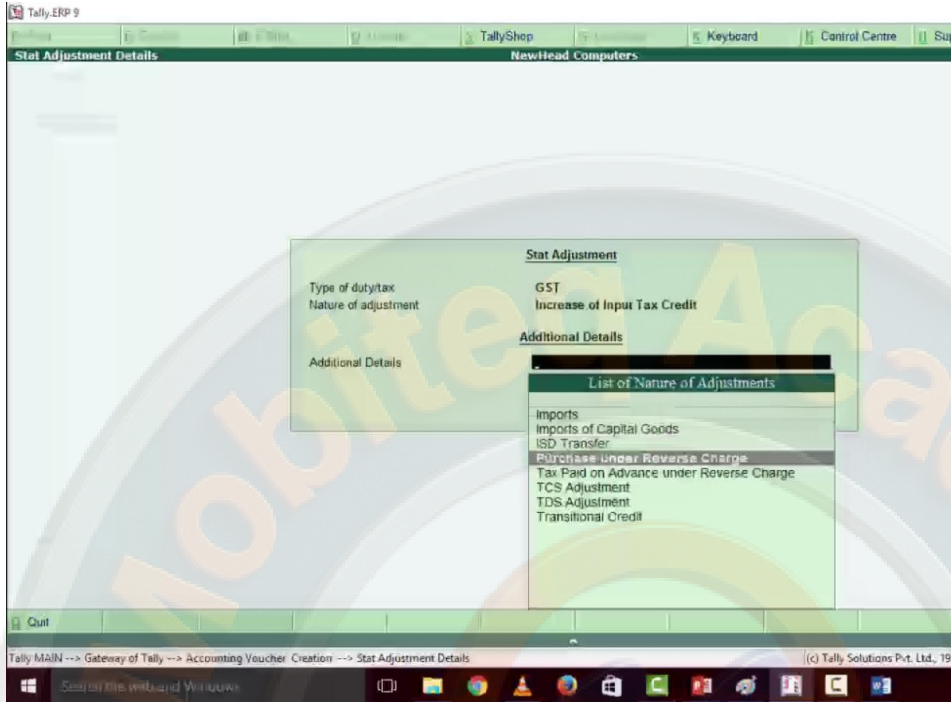
Accept ?  
Yes No

Tally MAIN --> Gateway of Tally --> Accounting Voucher Creation (c) Tally Solutions Pvt. Ltd., 1988-2017 Fri, 11 Aug, 2017

अब एक entry input tax credit की करेगे तो यहा से journal voucher को select करे और यहां से stat adjustment को select करे



यहा पर information को fill करेगे



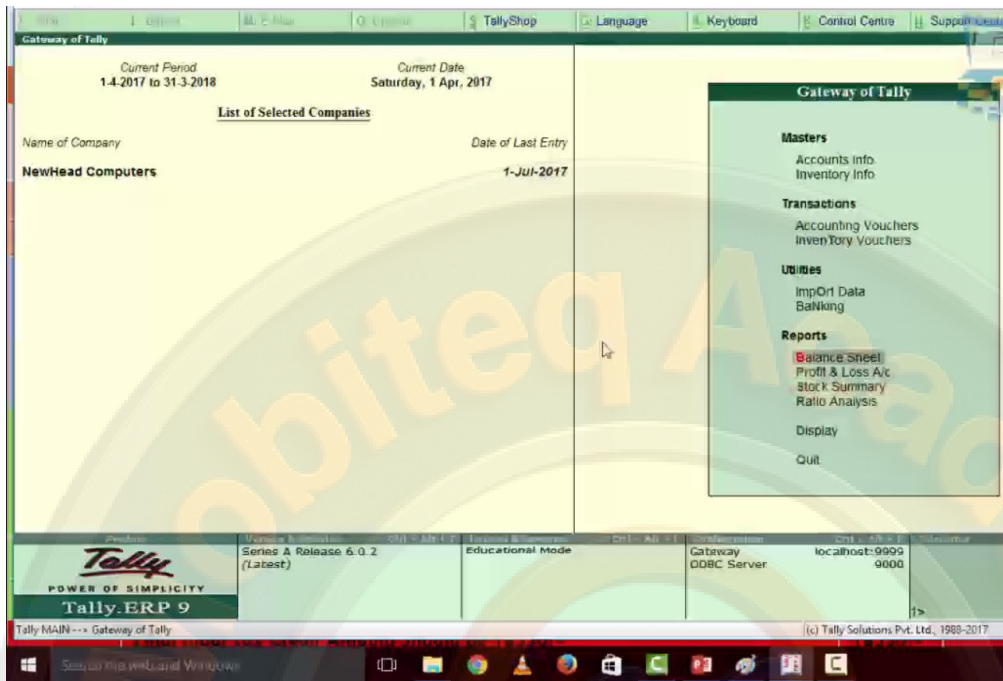
यहा पर cgst और sgst को debit करेगे और tax payable under reverse charge को credit करेगे

Used for: Increase of Input Tax Credit (Additional Details: Purchases under Reverse Charge)		
Particulars	Debit	Credit
By CGST Cur Bal 4,675.00 Dr	175.00	
By SGST Cur Bal 4,675.00 Dr	175.00	
To Tax Payable Under Reverse Charge Cur Bal 0.00 Cr		350.00
Narration	350.00	350.00

Accept ?  
Yes No

Tally MAIN -> Gateway of Tally -> Accounting Voucher Creation (c) Tally Solutions Pvt. Ltd., 1988-2017 Fri, 11 Aug, 2017

इसकी details जानने के लिय balance sheet को select करे



यहा से current liabilities को select करे

Capital Account		Current Assets	
Capital Account	10,000.00	Current Assets	2,57,000.00
Loans (Liability)			
Current Liabilities	1,97,000.00		
Profit & Loss A/c			
Opening Balance			
Current Period			
Difference in opening balances	1,50,000.00		
<b>Total</b>	<b>2,67,000.00</b>	<b>Total</b>	<b>2,67,000.00</b>

Tally MAIN -> Gateway of Tally -> Balance Sheet (c) Tally Solutions Pvt. Ltd., 1998-2017 Fri, 11 Aug, 2017 23:16:38



यहा duties and taxes की amount 18350/- है

Particulars	Closing Balance	
	Debit	Credit
During the Year	18,350.00	
Sundry Creditors		1,25,000.00
<b>Grand Total</b>	<b>18,350.00</b>	<b>1,25,000.00</b>

यहा हम जानेगे account में services के बारे में

जैसे सरकार ने goods पर gst लागू की है उसी प्रकार services पर भी gst लागू की है services से भी सरकार को gst प्राप्त होता है तो यदि आप किसी services sector से सम्बन्धित है तो बड़ी आसानी से आप निचे वाले example को follow करते हुए अपने accounts को maintain कर सकते है

यहा पर accounts में services के लिय कुछ required ledger दिए हुए है

Required Ledgers For Tally Entries For Services In Accounts		
S.No	Name	Under
1	Capital	Capital Group
2	IDBI Bank A/C	Bank Accounts
4	Chandigarh Hr Services Company, Chandigarh ,Punjab ( Inter )	Sundry Creditors
5	Hr Services Inter state , Ost , - <b>Purchase Taxable Intersate</b>	Indirect Expenses
6	Creative Internet , Haryana	Sundry Creditors
7	Internet Services , Haryana --- <b>Purchase taxable</b>	Indirect Expenses
8	Drone Services , Haryana (Intra)	Sundry Debtors
9	Repairing & Networking Services , Haryana Intra - <b>Sales Taxable</b>	Direct Income
11	Diyva Services Punjab (Inter)	Sundry Debtors
12	Sales Repairing & Networking Services , Punjab-- <b>Sales Taxable Interstate</b>	Direct Income
13	CGST	Duties & Taxes
14	SGST	Duties & Taxes
15	IGST	Duties & Taxes

यहा पर services से related एक example है

## Services Example In Tally 9 ERP

Date	Particulars	Amount	Gst		
AONE SERVICES AMBALA CITY		Tax Info	Cgst	Sgst	Igst
01/07/2017	Invested Capital In Bank	50000			
01/07/2017	Purchased Internet services from Creative Internet Hry Enter GST 18% = CGST 9%+ SGST 9% Taxation Details In Invoice.	10000	Input 900	Input 900	
01/07/2017	Purchased Hr Services from Chandigarh Hr Services ,Punjab Enter IGST 18% Taxation Details In Invoice.	5000			Input 900
02/07/2017	Provide Repairing Services to Divya Services Punjab Enter IGST 18% Taxation Details In Invoice.	15000			Ouput 2700
02/07/2017	Provide Repairing Services to Drone Services Haryana Enter GST 18% = CGST 9%+ SGST 9% Taxation Details In Invoice.	12000	Output 1080	Output 1080	
31/07/2017	Paid tax to GOVT using Idbi bank account	2160	Due 180	Due 180	Due 1800

यहा पर हमने aone services के name से company create की हुई है

Company Alteration

Name : AONE SERVICES

Primary Mailing Details

Mailing name : AONE SERVICES

Address :

Country : India

State : Haryana

Pincode :

Books and Financial Year Details

Financial year begins from : 1-4-2017

Books beginning from : 1-4-2017

Security Control

Use security control ? No  
(Enable security to avail TSS features)

Contact Details

Phone no. :

Mobile no. :

Fax no. :

E-mail :

Website :

Base Currency Information

Base currency symbol : ₹

Formal name : INR

Suffix symbol to amount ? No

Add space between amount and symbol ? Yes

Show amount in millions ? No

Number of decimal places : 2

Word representing amount after decimal

No. of decimal places for amount in words

Accept ?  
Yes or No

Quit

Product: Tally ERP 9

Version & Updates: Series A Release 6.0.2 (Latest)

License & Services: Educational Mode

Configuration: Gateway ODBC Server

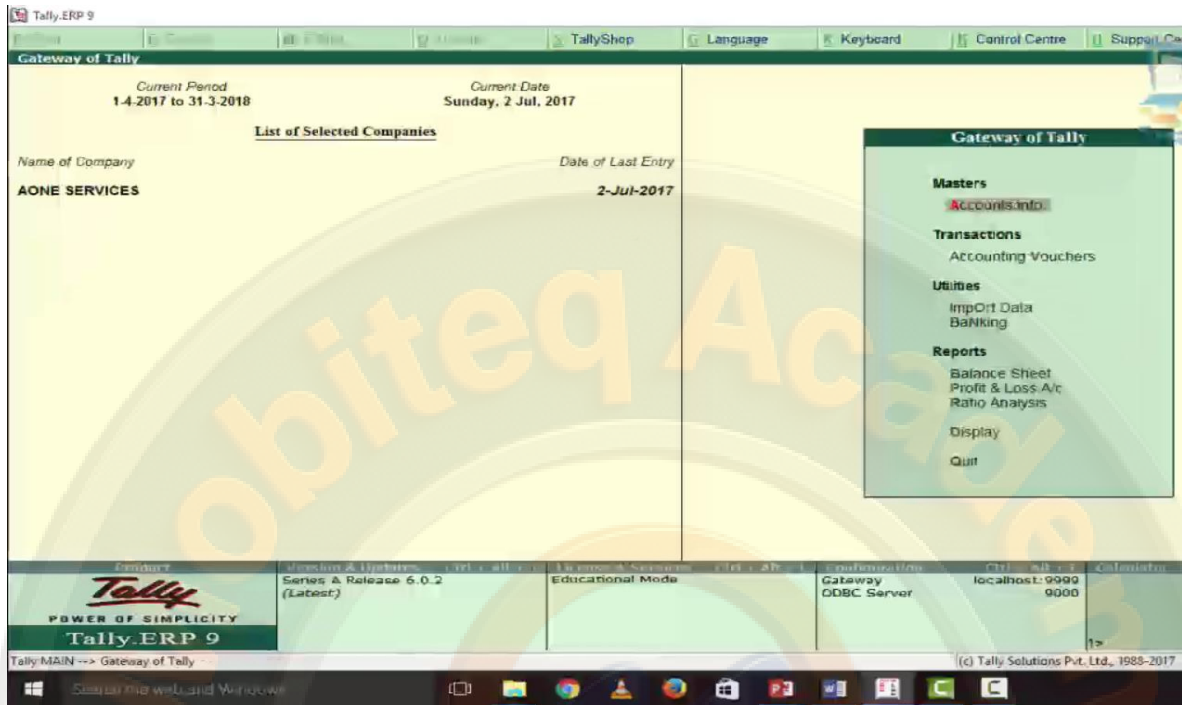
localhost:9099

9000


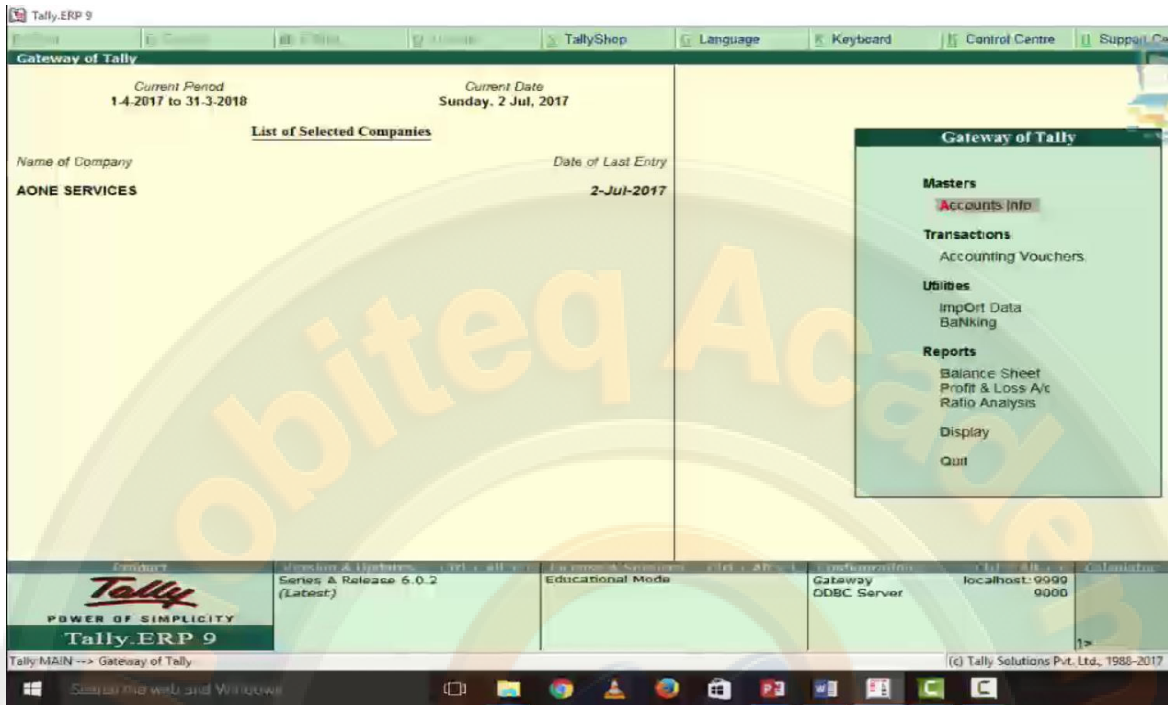
Tally MAIN --> Gateway of Tally --> Company Info. --> Company Alteration

(c) Tally Solutions Pvt. Ltd. 1988-2017 Sun, 13 Aug, 2017 15:56:53

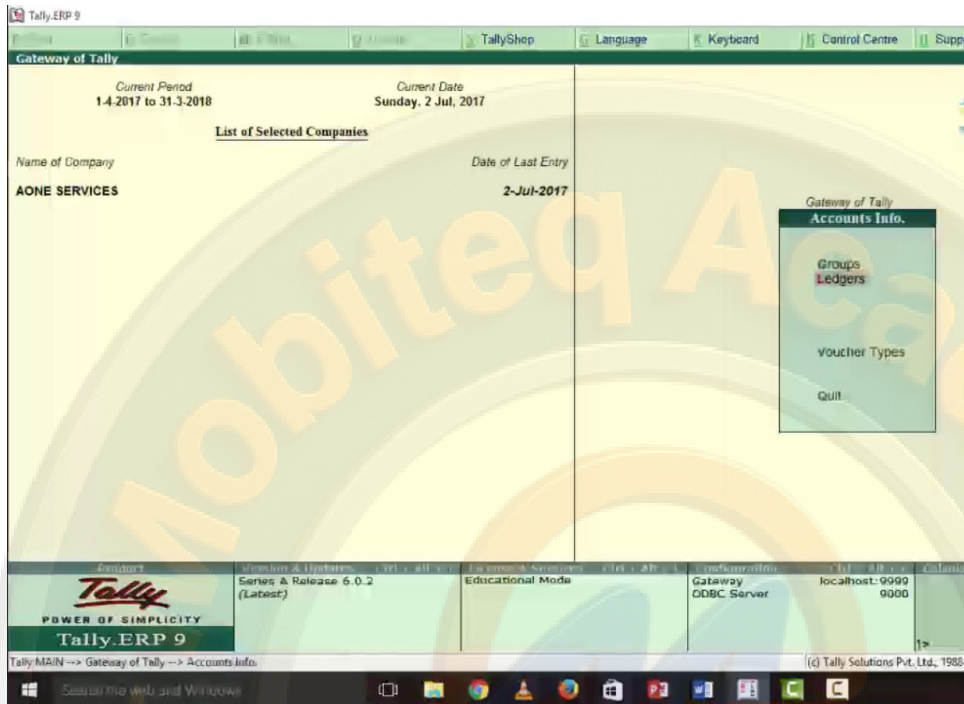
हमने aone company को select कर लिया है



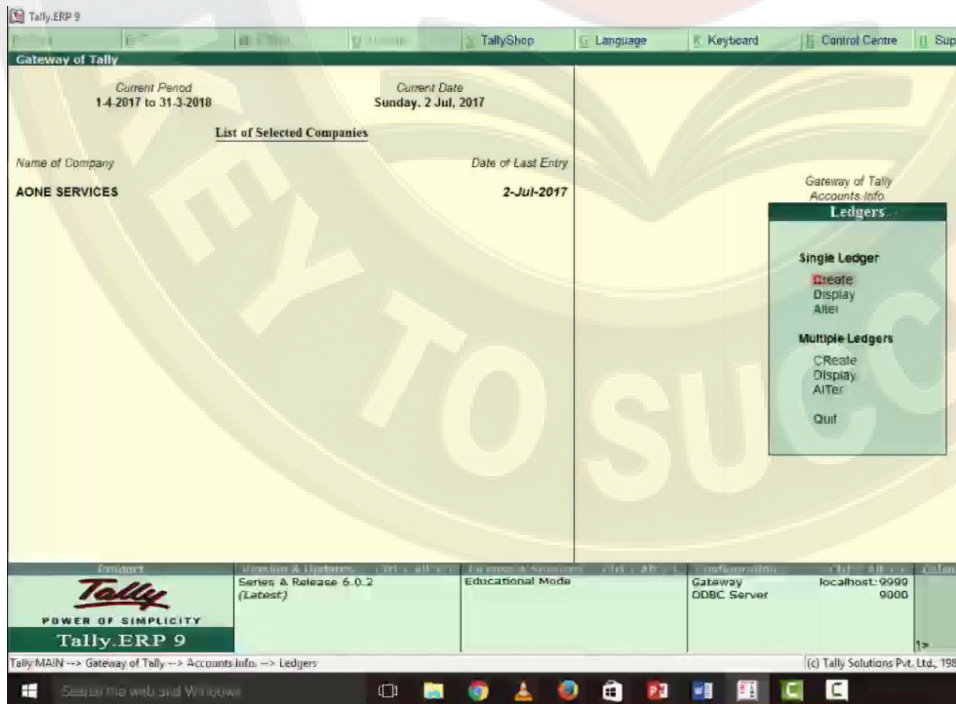
यहा से account info को select करेगे



ledger बनाने के लिए ledger को select करे



और यहा से create को select करे



सबसे पहले capital account ledger create किया है

The screenshot shows the 'Ledger Alteration' window in Tally ERP 9. The window title is 'Ledger Alteration' and the company name is 'AONE SERVICES'. The main form is divided into several sections:

- Name (alias):** Capital Accounts
- Total Opening Balance:** (Empty field)
- Under:** Capital Account
- Mailing Details:**
  - Name: Capital Accounts
  - Address: (Empty field)
  - Country: India
  - State: Haryana
  - Pincode: (Empty field)
  - Provide bank details: No
- Tax Registration Details:**
  - PAN/IT No.: (Empty field)
  - Set/alter GST details: ? No

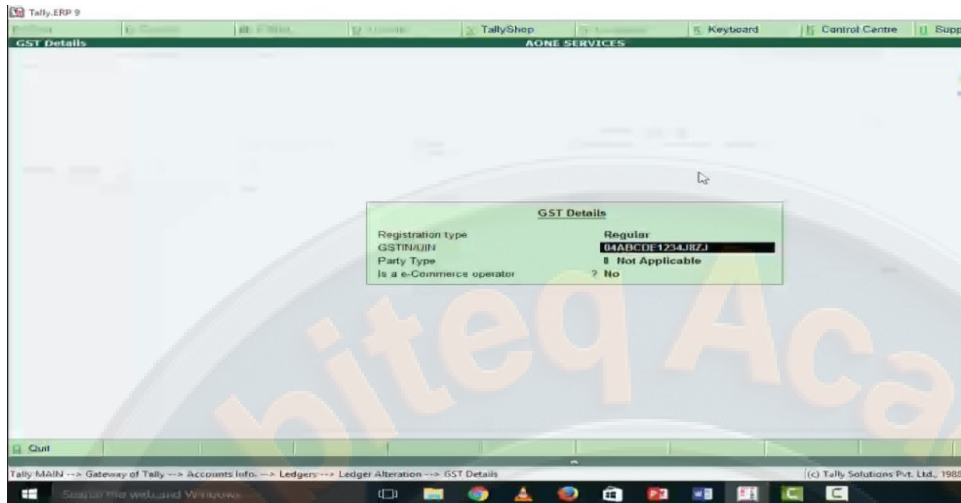
At the bottom of the form, there is a section for 'Opening Balance (on 1-Apr-2017):' with an 'Accept?' button and 'Yes'/'No' options. The bottom status bar shows the navigation path: 'Tally MAIN --> Gateway of Tally --> Accounts Info. --> Ledgers --> Ledger Alteration' and the copyright notice '(c) Tally Solutions Pvt. Ltd., 1988'.

next chandigarh hr services cr inter pb का ledger create किया है gst details को yes करेगे और gst details को fill करे और yes कर दे

The screenshot shows the 'Ledger Alteration' window in Tally ERP 9. The ledger name is 'Chandigarh Hr Services Cr Inter Pb'. The window is divided into several sections:

- Name (alias):** Chandigarh Hr Services Cr Inter Pb
- Under:** Sundry Creditors (Current Liabilities)
- Maintain balances bill-by-bill:** Yes
- Default credit period:** No
- Check for credit days during voucher entry:** No
- Name Address:** Chandigarh Hr Services Cr Inter Pb
- Country:** India
- State:** Chandigarh
- Pincode:** (blank)
- Provide bank details:** No
- Tax Registration Details:** PAN/IT No. Set/alter GST details: **YES**
- Total Opening Balance:** (blank)
- Opening Balance (on 1 Apr. 2017):** (blank)

The window title bar shows 'Tally ERP 9' and the taskbar at the bottom shows the Windows taskbar with various application icons.



यहा पर creative internet cr hry intra का account create किया है

Tally.ERP 9

**Ledger Alteration** AONE SERVICES

Name <b>Creative Internet Cr Hry Intra</b>		Total Opening Balance	
(alias)			
Under <b>Sundry Creditors</b> (Current Liabilities)	Name <b>Creative internet Cr Hry Intra</b>	Mailing Details	
Maintain balances bill-by-bill ? <b>Yes</b>	Address		
Default credit period	Country <b>India</b>	State <b>Haryana</b>	
Check for credit days during voucher entry ? <b>No</b>	State	Pincode	
	Provide bank details <b>No</b>		
	<b>Tax Registration Details</b>		
	PAN/IT No		
	Set/alter GST details ? <b>Yes</b>		
Accept ?			
Opening Balance ( on 1-Apr-2017 ) :			
Yes No			

Quit Accept

Tally MAIN --> Gateway of Tally --> Accounts Info. --> Ledgers --> Ledger Alteration (c) Tally Solutions Pvt. Ltd., 1988-

यहा पर HR services inter ost purchase inter ledger create किया है set gst details को yes किया gst की details fill की है

Tally.ERP 9

**Ledger Alteration** AONE SERVICES

Name: HR Services Inter Out Purchase Inter

Total Opening Balance: [ ]

Under: Indirect Expenses

Name: HR Services Inter Out Purchase Inter

Address: [ ]

Country: [ ]

Provide bank details: No

PAN/IT No: [ ]

Statutory Information

Is GST Applicable:  Applicable

Sat/alter GST Details: [ ]

Type of Supply: [ ]

Services: [ ]

Tax Registration Details

Opening Balance ( on 1-Apr-2017 ): [ ]

Quit Accept

Tally MAIN -> Gateway of Tally -> Accounts Info -> Ledgers -> Ledger Alteration (c) Tally Solutions Pvt. Ltd., 1995

Tally.ERP 9

**GST Details** AONE SERVICES

Nature of transaction: Interstate Purchase Taxable

Tax Details (From 1-Jul-2017)

Taxability	Taxable
Tax Type	Rate
Integrated Tax	18 %
Central Tax	9 %
State Tax	9 %
Cess	0 %

Quit

Tally MAIN -> Gateway of Tally -> Accounts Info -> Ledgers -> Ledger Alteration -> GST Details (c) Tally Solutions Pvt. Ltd., 1995

और yes कर दे

Tally.ERP 9

**Ledger Alteration** AGNE SERVICES

Name (alias) <b>HR Services Inter Ost Purchase Inter</b>		<b>Total Opening Balance</b>	
Under <b>Indirect Expenses</b>	Name Address	<b>Mailing Details</b> HR Services Inter Ost Purchase Inter	
<b>Statutory Information</b>		Country	<b>Name</b>
Is GST Applicable Set/alter GST Details Type of Supply	? <b>Applicable</b> ? <b>Yes</b> ? <b>Services</b>	Provide bank details	<b>No</b>
		PAN/IT No.	<b>Tax Registration Details</b>
<b>Opening Balance (on 1-Apr-2017) :</b>		<b>Accept ?</b> Yes No	

Quit Accept

Tally MAIN --> Gateway of Tally --> Accounts Info --> Ledgers --> Ledger Alteration (c) Tally Solutions Pvt. Ltd., 199

internet services intra wst purchase ledger create किया |

Tally, ERP 9

Ledger Alteration **AGRE SERVICES**

Name (alias) <b>Internet Services Intra Wst Purchase</b>		Total Opening Balance	
Under	Indirect Expenses	Name Address	Mailing Details <b>Internet Services Intra Wst Purchase</b>
<b>Statutory Information</b>		Country	<input type="radio"/> None
Is GST Applicable	<input checked="" type="radio"/> <b>Applicable</b>	Provide bank details	No
Set/alter GST Details	<input checked="" type="radio"/> <b>Services</b>	<b>Tax Registration Details</b>	
Type of Supply		PAN/IT No.	
Opening Balance (on 1 Apr-2017) :			

Quit Accept

Tally MAIN -> Gateway of Tally -> Accounts Info. -> Ledgers -> Ledger Alteration (c) Tally Solutions Pvt. Ltd., 1998

Tally, ERP 9

Ledger Alteration **AGRE SERVICES**

Name (alias) <b>Internet Services Intra Wst Purchase</b>		Total Opening Balance	
Under	Indirect Expenses	Name Address	Mailing Details <b>Internet Services Intra Wst Purchase</b>
<b>Statutory Information</b>		Country	<input type="radio"/> None
Is GST Applicable	<input checked="" type="radio"/> <b>Applicable</b>	Provide bank details	No
Set/alter GST Details	<input checked="" type="radio"/> <b>Services</b>	<b>Tax Registration Details</b>	
Type of Supply		PAN/IT No.	
Opening Balance (on 1 Apr-2017) :			

Quit Accept

Tally MAIN -> Gateway of Tally -> Accounts Info. -> Ledgers -> Ledger Alteration (c) Tally Solutions Pvt. Ltd., 1998

divya services dr pb inter का account create किया है ।

Tally.ERP 9

Print Export E-Mail Upload TallyShop Language Keyboard Control Centre Support Centre Help

**Ledger Alteration** **AONE SERVICES** **Total Opening Balance** **Ctrl + M**

Name : Diyya Services Dr Pb Inter

(alias) :

Under : Sundry Debtors (Current Assets)

Mailing Details

Name Address : Diyya Services Dr Pb Inter

Country : India

State : Punjab

Pincode :

Provide bank details : No

Tax Registration Details

PAN/IT No. :

Set/alter GST details ? Yes

Maintain balances bill-by-bill ? Yes

Default credit period :

Check for credit days during voucher entry ? No

Accept ?

Yes or No

Opening Balance (on 1-Apr-2017) :

Quit Accept Delete

Tally MAIN --> Gateway of Tally --> Accounts Info. --> Ledgers --> Ledger Alteration (c) Tally Solutions Pvt. Ltd., 1988-2017 Sun, 13 Aug, 2017 16:09:24

Search the web and Windows

04:09 PM 13-Aug-17

यहा पर drone services dr hry intra का ledger बनाया है |

Tally.ERP 9

B: Print E: Export M: E-Mail O: Upload S: TallyShop G: Language K: Keyboard K: Control Centre H: Support Centre H: Help Ctrl + M

**Ledger Alteration** AONE SERVICES

Name : Drone Services Dr Hry ( Intra) Total Opening Balance

(alias)

Under : Sundry Debtors (Current Assets) Name : Drone Services Dr Hry ( Intra) Mailing Details

Maintain balances bill-by-bill ? Yes Address : Country : India State : Haryana Pincode : Provide bank details : No

Default credit period : Check for credit days during voucher entry ? No

PAN/IT No. Tax Registration Details Set/alter GST details ? Yes

Opening Balance ( on 1-Apr-2017 ) : Accept ? Yes or No

Q: Quit A: Accept D: Delete Ctrl + N

Tally MAIN --> Gateway of Tally --> Accounts Info --> Ledgers --> Ledger Alteration (c) Tally Solutions Pvt. Ltd., 1988-2017 Sun, 13 Aug. 2017 16:09:43

Search the web and Windows 04:09 PM 13-Aug-17

F3: Company F3: New Company F10: Edit Sort

L: Details B: Set Chq Books S: Set Chq Printing

G: Groups L: Ledgers V: Voucher Types

F11: Features F12: Configure

यहा पर repairing & training services intra sales का ledger बनाया है ।

Tally.ERP 9

Print | Export | E-Mail | Upload | TallyShop | Language | Keyboard | Control Centre | Support Centre | Help

**Ledger Alteration** AONE SERVICES Ctrl + M

Name : Repairing & Networking Services Intra Sales Total Opening Balance  
(alias) :

---

Under : Direct Incomes

**Mailing Details**  
Name : Repairing & Networking Services Intra Sales  
Address :  
Country : None  
Provide bank details : No  
PAN/IT No. :

**Statutory Information**  
Is GST Applicable ? : Applicable  
Set/alter GST Details ? : Yes  
Type of Supply : Services


**Tax Registration Details**

Opening Balance ( on 1-Apr-2017 ) : Accept ?  
Yes or No

Quit | Accept | Delete

Tally MAIN --> Gateway of Tally --> Accounts Info. --> Ledgers --> Ledger Alteration (c) Tally Solutions Pvt. Ltd., 1988-2017 Sun, 13 Aug, 2017 16:10:38

Search the web and Windows



यहा पर repairing & networking services inter sales का ledger create किया है ।

Tally.ERP 9

Print | Export | E-Mail | Upload | TallyShop | Language | Keyboard | Control Centre | Support Centre | Help

**Ledger Alteration** AONE SERVICES Ctrl + M

Name : Repairing & Networking Servs Inter Sales		Total Opening Balance	
(alias)			
Under : Direct Incomes	Name : Repairing & Networking Servs Inter Sales	Address :	
	Country : None	Provide bank details : No	
<b>Statutory Information</b> Is GST Applicable ? <input checked="" type="checkbox"/> Applicable Set/alter GST Details ? <input checked="" type="checkbox"/> Yes Type of Supply : Services		<b>Tax Registration Details</b> PAN/IT No. :	
Opening Balance ( on 1-Apr-2017 ) :		Accept ?	
		Yes or No	

Quit | Accept | Delete

Tally MAIN -> Gateway of Tally -> Accounts Info. -> Ledgers -> Ledger Alteration (c) Tally Solutions Pvt. Ltd., 1988-2017 Sun, 13 Aug. 2017 16:11:17

Search the web and Windows

04:11 PM 13-Aug-17

Mobile Accounting Academy

KEY TO SUCCESS

यह cgst का account create किया है ।

Tally.ERP 9

P: Print   E: Export   M: E-Mail   O: Upload   S: TallyShop   G: Language   K: Keyboard   Y: Control Centre   H: Support Centre   H: Help

**Ledger Alteration**   **AONE SERVICES**   **Total Opening Balance**   **Ctrl + M**

Name : CGST  
(alias) :

Under : **Duties & Taxes**  
(Current Liabilities)

Type of duty/tax : GST  
Tax type : **Central Tax**  
Percentage of calculation : 0 %  
Rounding method : **Not Applicable**

**Statutory Information**

**Mailing Details**  
Name :  
Address :

Provide bank details : No

**Tax Registration Details**  
PAN/IT No. :

Opening Balance (on 1-Apr-2017) :   **Accept ?**  
Yes or No

Q: Quit   A: Accept   D: Delete

Tally MAIN --> Gateway of Tally --> Accounts Info. --> Ledgers --> Ledger Alteration   (c) Tally Solutions Pvt. Ltd., 1988-2017   Sun, 13 Aug. 2017   16:11:37

Search the web and Windows

04:11 PM  
13-Aug-17

F3: Company  
F2: New Company  
F10: Edit Sort  
L: Details  
B: Set Chq Books  
S: Set Chq Printing  
G: Groups  
L: Ledgers  
V: Voucher Types  
F11: Features  
F12: Configure

igst का ledger create किया है |

The screenshot shows the 'Ledger Alteration' window in Tally ERP 9. The window title is 'AONE SERVICES'. The main area is divided into several sections:

- Name:** IGST (alias)
- Total Opening Balance:** (Empty field)
- Under:** Duties & Taxes (Current Liabilities)
- Type of duty/tax:** GST
- Tax type:** Integrated Tax
- Percentage of calculation:** 0 %
- Rounding method:** Not Applicable
- Mailing Details:** Name, Address (Empty fields)
- Provide bank details:** No
- Tax Registration Details:** PAN/T No. (Empty field)
- Statutory Information:** (Section header)

At the bottom of the window, there is a section for 'Opening Balance (on 1-Apr-2017):' with an 'Accept?' dialog box containing 'Yes' and 'No' options. The status bar at the bottom shows the path: Tally MAIN --> Gateway of Tally --> Accounts Info. --> Ledgers --> Ledger Alteration. The system clock shows Sun, 13 Aug 2017, 16:11:48.

यहा पर sgst का ledger create किया है |

Tally.ERP 9

Print Export E-Mail Upload TallyShop Language Keyboard Control Centre Support Centre Help

**Ledger Alteration** AONE SERVICES **Total Opening Balance** Ctrl + M

Name : SGST  
(alias) :

Under : Duties & Taxes (Current Liabilities)  
Type of duty/tax : GST  
Tax type : State Tax  
Percentage of calculation : ? 0 %  
Rounding method : Not Applicable

**Mailing Details**  
Name Address  
Provide bank details : No  
PAN/IT No.

**Statutory Information**  
**Tax Requisition Details**

Accept ?

Opening Balance ( on 1-Apr-2017 ) : Yes or No

Quit Accept Delete

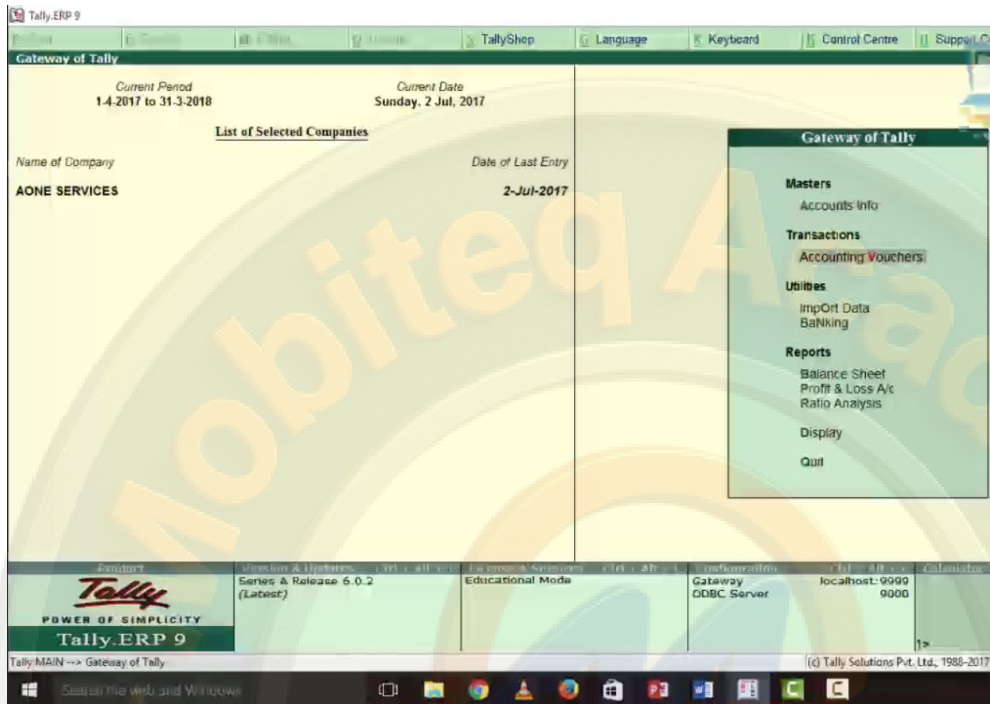
Tally MAIN --> Gateway of Tally --> Accounts Info. --> Ledgers --> Ledger Alteration (c) Tally Solutions Pvt. Ltd., 1988-2017 Sun, 13 Aug, 2017 16:12:00

Search the web and Windows

ENG 04:12 PM 13-Aug-17

F3: Company  
F3: New Company  
F10: Edit Sort  
L: Details  
B: Set Chq Books  
S: Set Chq Printing  
G: Groups  
L: Ledgers  
V: Voucher Types  
F11: Features  
F12: Configure

अब हम इन ledger की entry करेगे यहा से accounting voucher को select करे |



यहा पर capital account की entry की है ।

Tally.ERP 9

Accounting Voucher Alteration (Secondary) AONE SERVICES

Receipt No. 1 1-Apr-2017 Saturday

Account : Idbi Bank  
Cur Bal: 50,000.00 Dr

Particulars	Amount
<b>Capital Accounts</b>	<b>50,000.00</b>
Cur Bal: 50,000.00 Cr	
Narration:	50,000.00

Quit Accept Delete Cancel

Tally MAIN --> Gateway of Tally --> Display Menu --> Day Book --> Accounting Voucher Alteration (Secondary) (c) Tally Solutions Pvt. Ltd., 1988-2017 Sun, 13 Aug, 2017 16:16:29

यहा पर idbi bank की entry की है ।

Tally.ERP 9

Accounting Voucher Alteration (Secondary) AONE SERVICES

Receipt No 1 1-Apr-2017 Saturday

Account : Idbi Bank  
Cur Bal: 50,000.00 Dr

Particulars	Amount
Capital Accounts Cur Bal: 50,000.00 Cr	50,000.00

Narration:

50,000.00

Accept ?  
Yes or No

Quit Accept Delete Cancel

Tally MAIN --> Gateway of Tally --> Display Menu --> Day Book --> Accounting Voucher Alteration (Secondary) (c) Tally Solutions Pvt. Ltd., 1988-2017 Sun, 13 Aug. 2017 16:16:47

यहा पर creative internet cr hry intra purchase की entry की है |

Tally.ERP 9

Accounting Voucher Alteration (Secondary) AONE SERVICES Ctrl + M

Purchase No. 1 Date : 1-Jul-2017 1-Jul-2017 Saturday

Supplier invoice no.: cr101

Party A/c name : Creative Internet Cr Hry Intra  
Current balance : 11,800.00 Cr

Particulars	Rate per	Amount
Internet Services Intra Wst Purchase		10,000.00
CGST		900.00
SGST		900.00

Narration:

Accept ?  
Yes or No

Q: Quit A: Accept D: Delete X: Cancel

Tally MAIN --> Gateway of Tally --> Display Menu --> Day Book --> Accounting Voucher Alteration (Secondary) (c) Tally Solutions Pvt. Ltd., 1988-2017 Sun, 13 Aug. 2017 16:17:56

यहा पर chandigarh hr services cr inter pb की entry की है |

Tally-ERP 9

Accounting Voucher Alteration (Secondary) AONE SERVICES

Purchase No. 2 Date : 1-Jul-2017

Supplier invoice no. : Party A/c name : Chandigarh Hr Services Cr Inter Pb  
Current balance : 5,900.00 Cr

Particulars	Rate per	Amount
HR Services Inter Ost Purchase Inter		5,000.00
IGST		900.00
Narration:		5,900.00

Quit Accept Delete Cancel

Tally MAIN --> Gatewav of Tally --> Disolav Menu --> Dav Book --> Accountino Voucher Alteration (Secondary) (c) Tally Solutions Pvt. Ltd. 1988-2017 Sun. 13 Aug. 2017 16:18:54

यहा पर sales voucher में divya services dr pb inter की entry की है |

Party A/c name: Diya Services Dr Pb Inter  
Current balance: 17,700.00 Dr


Particulars	Rate per	Amount
Repairing & Notworking Servs Inter Sales		15,000.00
IGST		2,700.00

Narration:

Accept ?  
Yes No

Quit Accept Delete Cancel

Tally MAIN -> Gateway of Tally -> Display Menu -> Day Book -> Accounting Voucher Alteration (Secondary) (c) Tally Solutions Pvt. Ltd., 1988-2017 Sun, 13 Aug. 2017



यहा पर sales में drone services dr hry intra की entry की है |

Accounting Voucher Alteration (Secondary) AONE SERVICES

Sales No. 2  
Reference no.: ao101

Party A/c name : Drone Services Dr Hry ( Intra)  
Current balance : 14,160.00 Dr

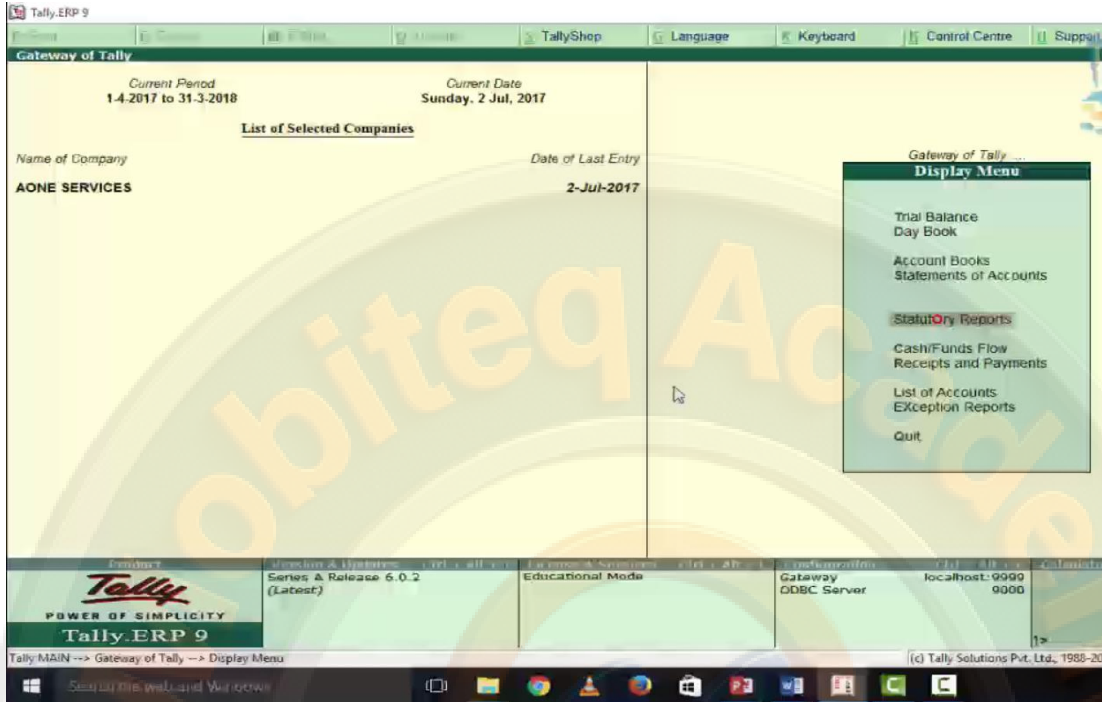
Particulars	Rate per	Amount
Repairing & Networking Services Intra Sales		12,000.00
CGST		1,080.00
SGST		1,080.00

Narration:

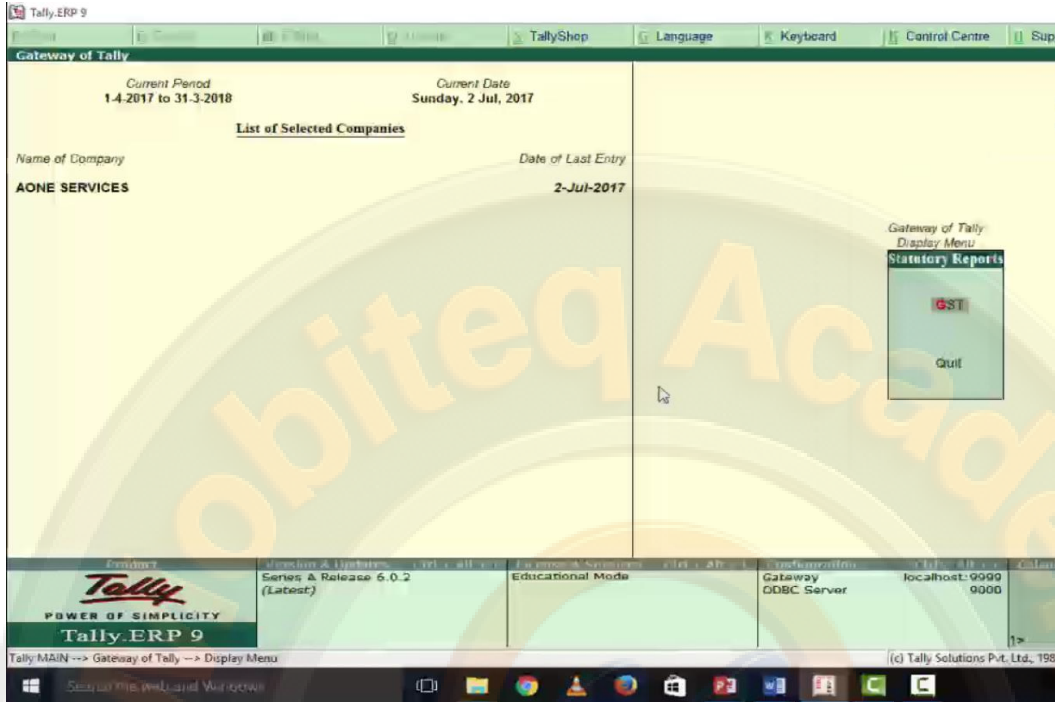
Accept ?  
Yes or No

Q: Quit    A: Accept    D: Delete    X: Cancel

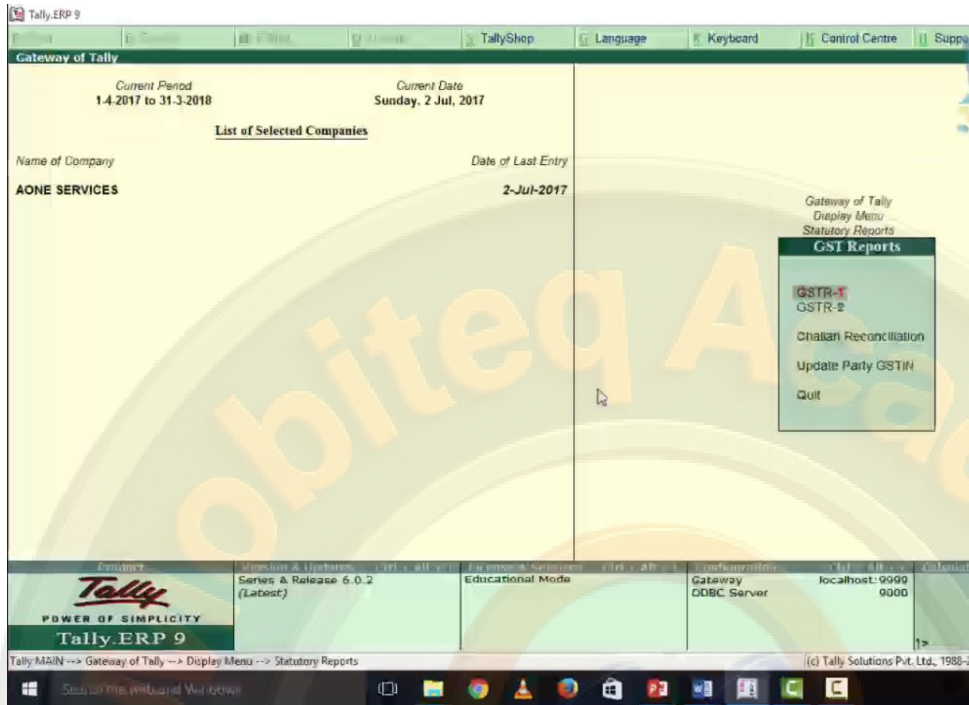
यहा हम इसकी statutory रिपोर्ट को देखेगे ।



यहा से gst को select करे |



यहा से GSTR-1 को select करे जो की sales की information देता है ।



यहा से B2B invoice को select करे |

**Returns Summary**

Total number of vouchers for the period  
 Included in returns: 4  
 Not relevant for returns: 2  
 Incomplete/Mismatch in information (to be resolved): 0

Table No.	Particulars	Count	Taxable Value	Integrated Tax Amount	Central Tax Amount	State Tax Amount	Cess Amount	Tax Amount	Invoice Amount
5	B2C (Retail)	7	27,000.00	2,700.00	1,080.00	1,080.00	4,860.00	31,860.00	
6	B2C (Large) Invoices								
7	B2C (Small) Invoices								
8	Credit/Debit Notes								
9	Nil Rated Invoices								
10	Exports Invoices								
11	Tax Liability on Advances								
12	Setoff of Tax Paid against Advances								

Note: Tables 1-4 capture generic information already available on the portal, and are not displayed here.

Quit

Tally:MAIN -> Gateway of Tally -> Display Menu -> Statutory Reports -> GST Reports -> GSTR-1 (c) Tally Solutions Pvt. Ltd., 1998-2017 Sun, 13 Aug 2017

Tally.ERP 9

Print Export E-Mail Upload TallyShop Language Control Centre Support Centre Help

Voucher Register

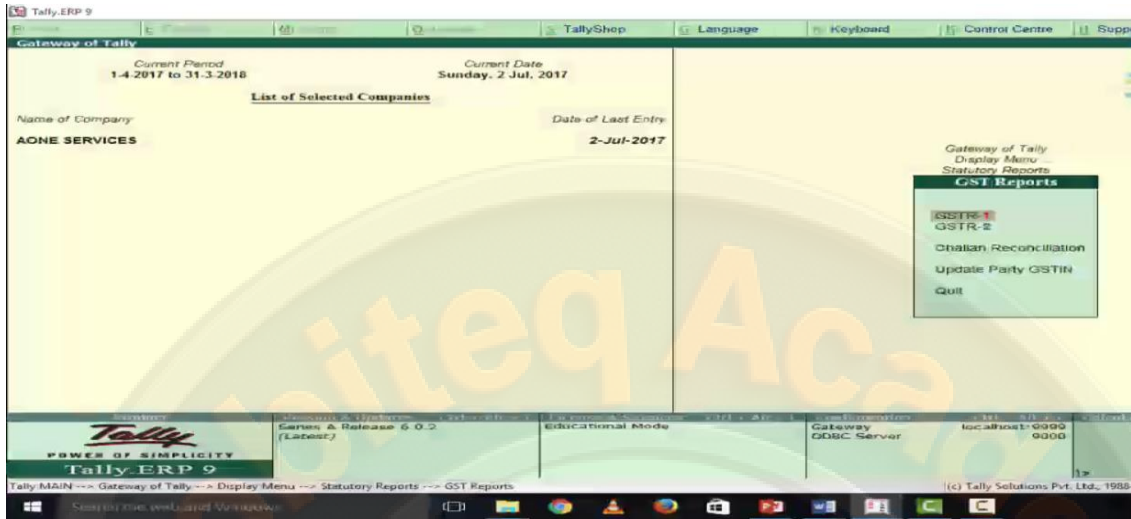
Vouchers of B2B Invoices

Date	Particulars	GSTIN/UID	Vch Type	Vch No.	Taxable Value	Integrated Tax Amount	Central Tax Amount	State Tax Amount	Cess Amount	Total Tax Amount	Invoice Amount
27-7-2017	Dives Services Dr P/B Intra	06ABCDE123456789	Sales	1	16,800.00	2,700.00				2,700.00	17,100.00
2-7-2017	Dione Services Dr Hry (Intra)	06ABCDE1244512J	Sales	2	12,000.00		1,080.00	1,080.00		2,160.00	14,160.00
<b>Grand Total</b>					<b>27,000.00</b>	<b>2,700.00</b>	<b>1,080.00</b>	<b>1,080.00</b>	<b>4,860.00</b>	<b>31,860.00</b>	

Quit

Tally:MAIN -> Gateway of Tally -> Display Menu -> Statutory Reports -> GST Reports -> GSTR-1 -> Voucher Register (c) Tally Solutions Pvt. Ltd., 1998-2017 Sun, 13 Aug 2017

और यदि हम GSTR-2 को select करेंगे और B2B invoice को select करेंगे ।



**Returns Summary**

Total number of vouchers for the period included in returns: 4  
Not relevant tax returns: 2  
Incomplete/Invalid/in information (to be reworked): 2

Table No.	Particulars	Count	Taxable Value	Integrated Tax Amount	Central Tax Amount	State Tax Amount	Cess Amount	Tax Amount	Invoice Amount
1	ISSD Invoices	2	15,000.00	937.50	900.00	375.00		1,212.50	17,212.50
5	Import of Goods Invoices								
6	Import of Services Invoices								
7	Credit/Debit Notes								
8	Nil Rated Invoices								
9	ISD Credit								
10(1)	TDS Credit								
10(2)	TCS Credit								
11	ITC Received								
12	Tax liability under Reverse Charge on Advance								
13	Tax Paid under Reverse Charge on Advance								
14	ITC Reversal								

Note: Tables 1-3 capture generic information already available on the portal and are not displayed here.

Tally MAIN --- Gateway of Tally ---> Display Menu ---> Statutory Reports ---> GST Reports ---> GSTR-2

यहा पर purchase की पूरी details है ।

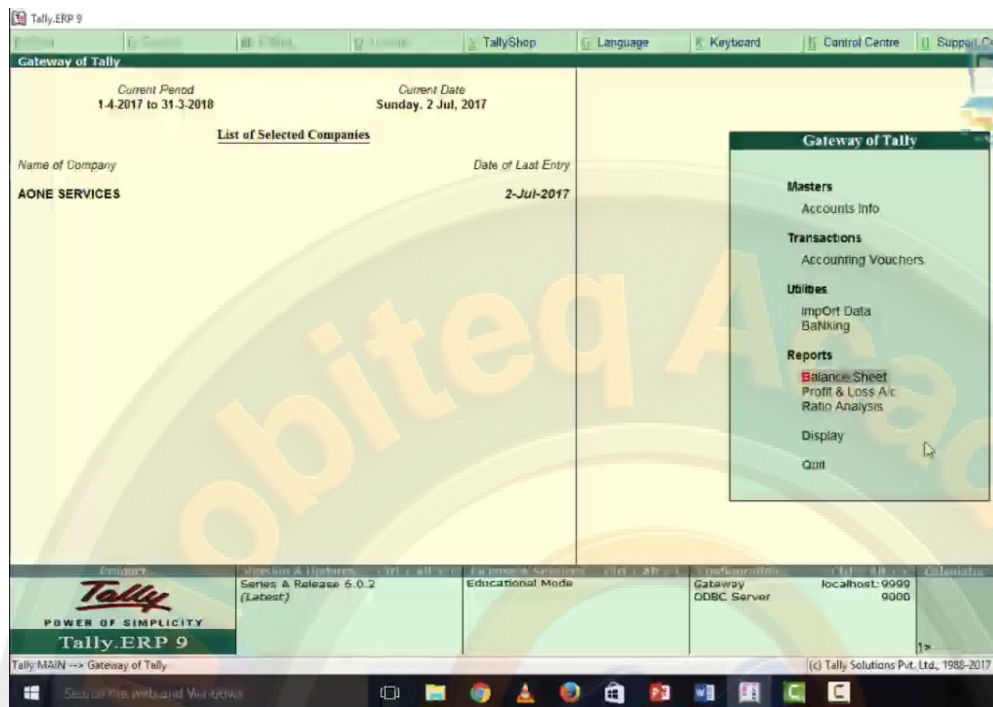
Vouchers of B2B Invoices

Date	Particulars	GSTIN/UIN	Vch Type	Vch No.	Taxable Value	Integrated Tax Amount	Central Tax Amount	State Tax Amount	Cess Amount	Total Tax Amount	Invoice Amount
1-7-2017	Delaware Insurance Cr Invoice	06ASDE12347ZA	Purchase	1	10,000.00		900.00	900.00		1,800.00	11,800.00
1-7-2017	Chandigarh H Services Cr Inter Pb	04ABCDE1234JBZJ	Purchase	2	5,000.00	900.00				900.00	5,900.00
<b>Grand Total</b>					15,000.00	900.00	900.00	900.00		2,700.00	17,700.00

Quit

Tally MAIN --> Gateway of Tally --> Display Menu --> Statutory Reports --> GST Reports --> GSTR-2 (c) Tally Solutions Pvt. Ltd., 1998-2017 Sun, 13 Aug, 2017

ये सारी जानकारी हम balance sheet से भी प्राप्त कर सकते हैं ।



यहा से current liabilities को select करे |

Capital Account		Current Assets	
Capital Account	50,000.00		81,860.00
Loans (Liability)			
Current Liabilities	19,000.00		
Profit & Loss A/c	12,000.00		
Opening Balance			
Current Period	12,000.00		
<b>Total</b>	<b>81,860.00</b>	<b>Total</b>	<b>81,860.00</b>

Tally MAIN --> Gateway of Tally --> Balance Sheet  
 (c) Tally Solutions Pvt. Ltd., 1988-2017    Sun, 13 Aug. 2017

यहा से duties & taxes को select करे जोकि due है |

Particulars		ADME SERVICES 1-April-17 to 2-Jul-2017	
		Closing Balance	
		Debit	Credit
Expenses & Taxes			7,154.00
Sundry Creditors			17,706.00
<b>Grand Total</b>			<b>19,860.00</b>

Tally MAIN -> Gateway of Tally -> Balance Sheet -> Group Summary (c) Tally Solutions Pvt. Ltd., 1998-2017 Sun, 13 Aug 2017

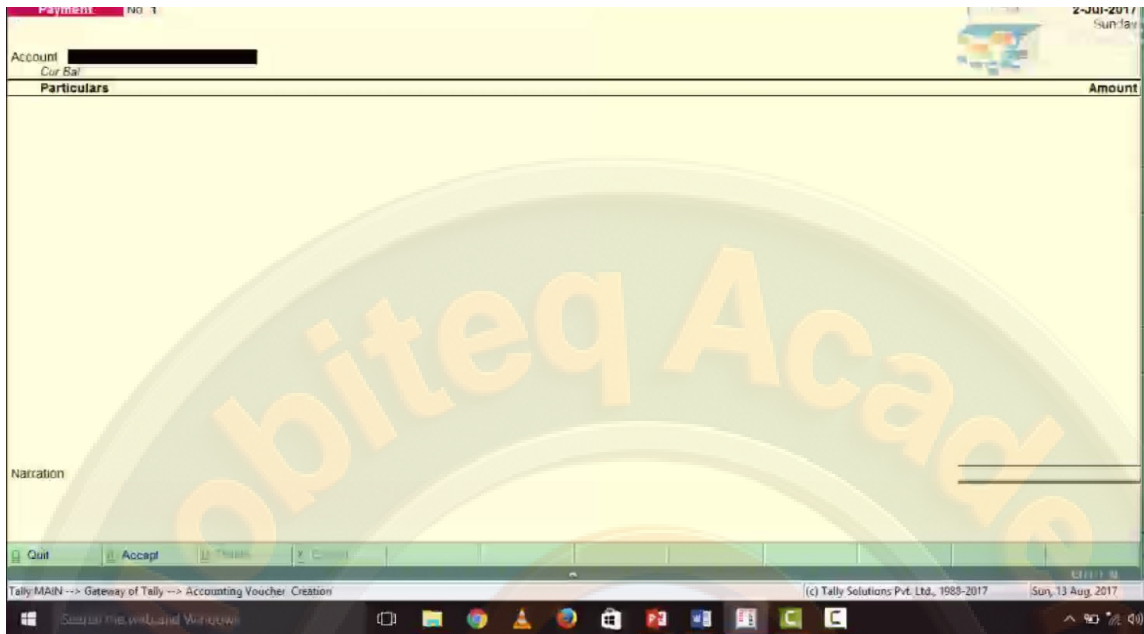
यहा पर cgst, sgst, and igst की details है |

Particulars	1-Apr-2017 to 2-Jul-2017	
	Debit	Credit
CGST		100.00
IGST		1,800.00
SGST		180.00
<b>Grand Total</b>		<b>2,160.00</b>

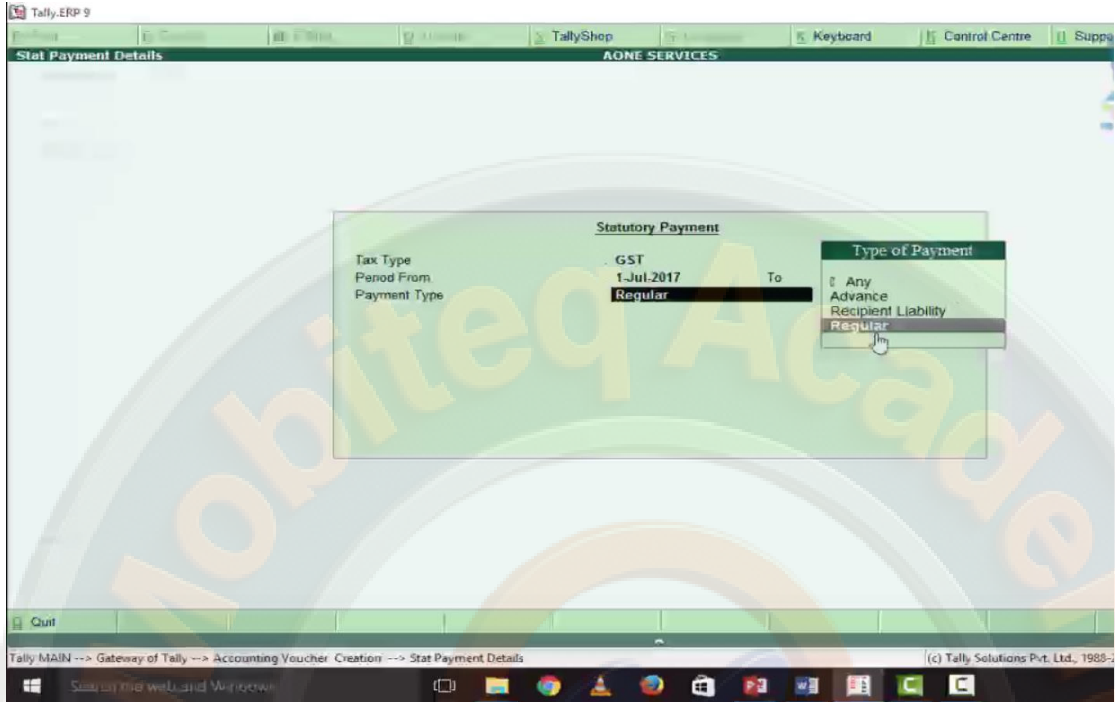
Quit Remove Line Debit/Credit Select

Tally: MAIN -> Gateway of Tally -> Balance Sheet -> Group Summary -> Group Summary (c) Tally Solutions Pvt. Ltd., 1988-2017 Sun, 13 Aug. 2017

यहा से payment voucher में stat payment को select करे |



यहा पर payment से related information दे |



यहा पर हमने gst की payment की है ।

Statutory payment for GST  
(Payment Type: Regular)

Account: **Idbi Bank**  
Cur Bal: 47,840.00 Dr

Particulars	Amount
<b>CGST</b>	180.00
Cur Bal: 0.00 Dr	
<b>SGST</b>	180.00
Cur Bal: 0.00 Dr	
<b>IGST</b>	1,800.00
Cur Bal: 0.00 Dr	

Provide GST Details: **Yes**

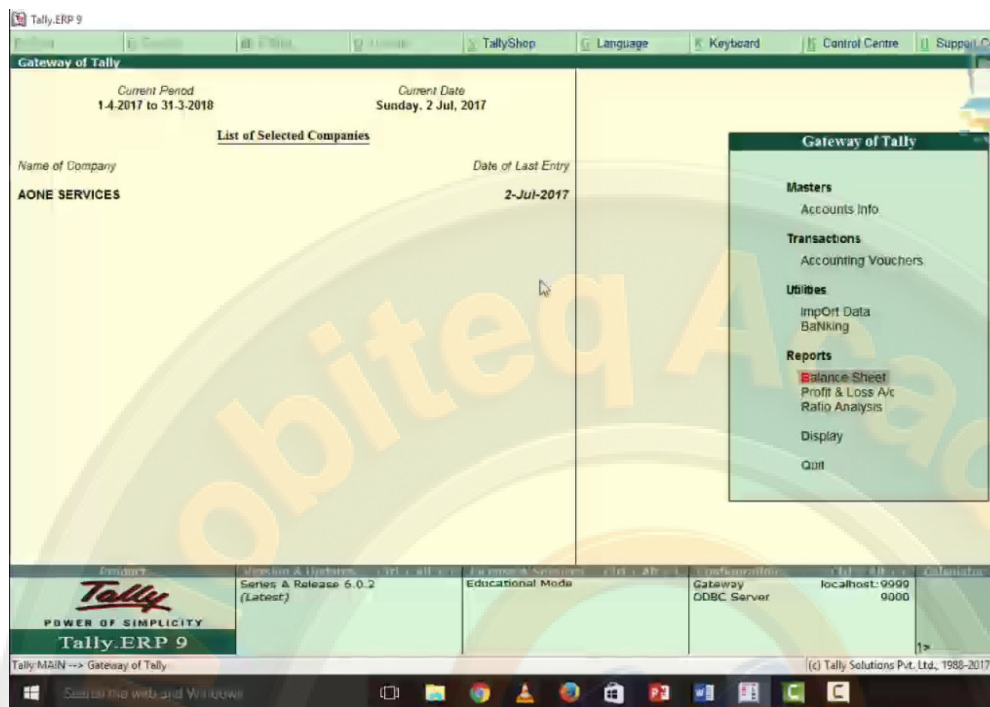
Narration: \_\_\_\_\_ 2,160.00

Accept ?

Quit    Accept    F1: Amend    F2: Cancel    F3: Print    F4: Help

Tally: MAIN --> Gateway of Tally --> Accounting Voucher Creation    (c) Tally Solutions Pvt. Ltd., 1988-2017    Sun, 13 Aug, 2017

अब अगर हम इसको balance sheet में check करें |



यहा से current liabilities को select करे |

Capital Account		Current Assets	
Loans (Liability)	50,000.00		79,700.00
Current Liabilities	17,700.00		
Profit & Loss A/c	12,000.00		
Opening Balance			
Current Period	12,000.00		
<b>Total</b>	<b>79,700.00</b>	<b>Total</b>	<b>79,700.00</b>

Quit Remove Lms Search Select

Tally:MAIN -> Gateway of Tally -> Balance Sheet (c) Tally Solutions Pvt. Ltd., 1988-2017 Sun, 13 Aug 2017

यहा देखे duties and taxes को check करे यहा अब amount show नही हो रही क्युकी हम ये pay कर चुके है  
|

Closing Balance	
Debit	Credit
Duties & Taxes	
Sundry Creditors	17,700.00
<b>Grand Total</b>	<b>17,700.00</b>

Tally MAIN --> Gateway of Tally --> Balance Sheet --> Group Summary

(c) Tally Solutions Pvt. Ltd., 1988-2017 Sun, 13 Aug. 2017

अब हम जानेगे की sales & purchase को gst में कैसे enter करेगे

purchase return :- जब हम कोई goods purchase करते है और वो वापिस कर दिया

sales return :- जब हमने कोई goods sales की और वो हमे वापिस मिल गये

तो ऐसे cases में हमें gst कैसे adjust करना है इसके लिए हम tax को reverse करना जरूरी है यानी हमने यदि purchase किया था तो input tax दिया था तो वापिस करने पर उसी दर से कम हो जिस दर से हमने माल लिया था same ऐसा ही sales return के time पर होगा

यदि हमने intra purchase की है और उसको वापिस किया है तो cgst और sgst को return करेंगे और intra purchase है तो igst return करेंगे |

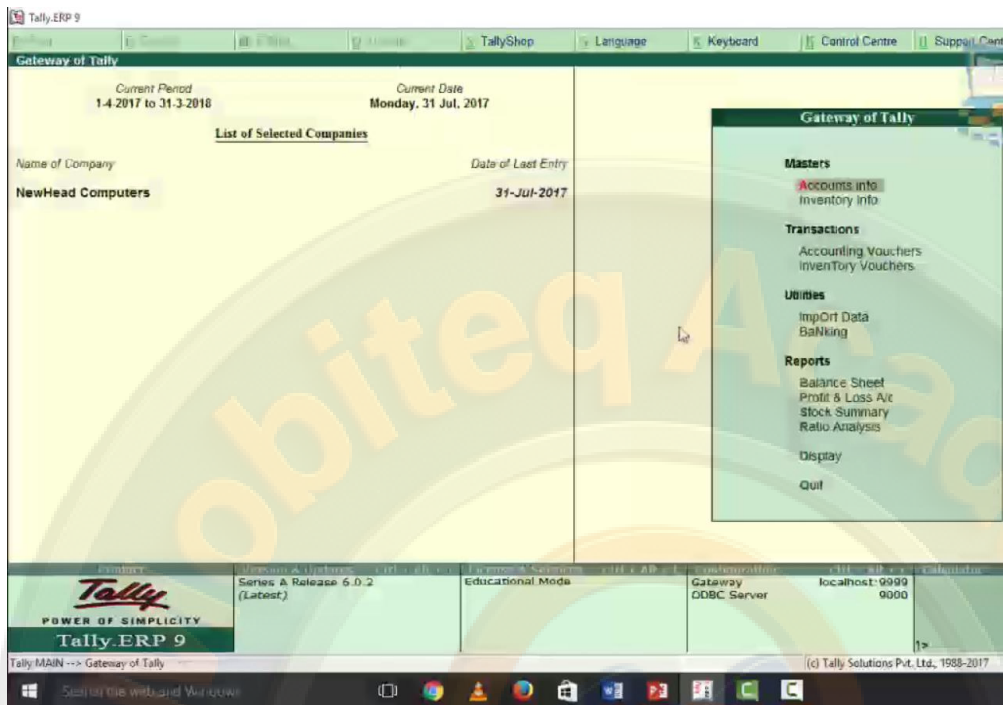
- It is very important to know that if we
  - Return goods in purchase return
  - Receive sales return
    - We need to reverse impact of GST taxes imposed at purchase/sale.
- If we have imposed CGST+SGST on sale/purchase than we have to reverse it sale/purchase returns.
- If we have imposed IGST on sale/purchase than we have to reverse it on sale/purchase returns.

accounts में purchase और sales return को record करने के लिए debit note और credit note का use करेंगे |

## Entering sales/purchase returns in Tally9 Erp

- We can enter sales return or purchase return using debit /credit note.
  - ▣ Debit note : when we need to enter purchase return.
  - ▣ Credit note: when we need to enter sales return.
- Once we entered purchase /sales return using Debit/Credit note , tally automatically calculates tax amounts and adjust in GSTR-1 and GSTR-2.

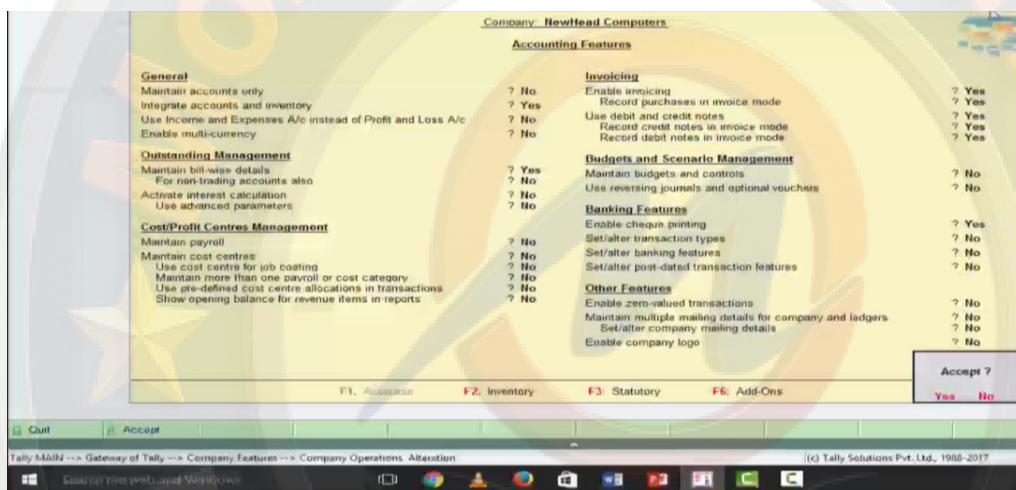
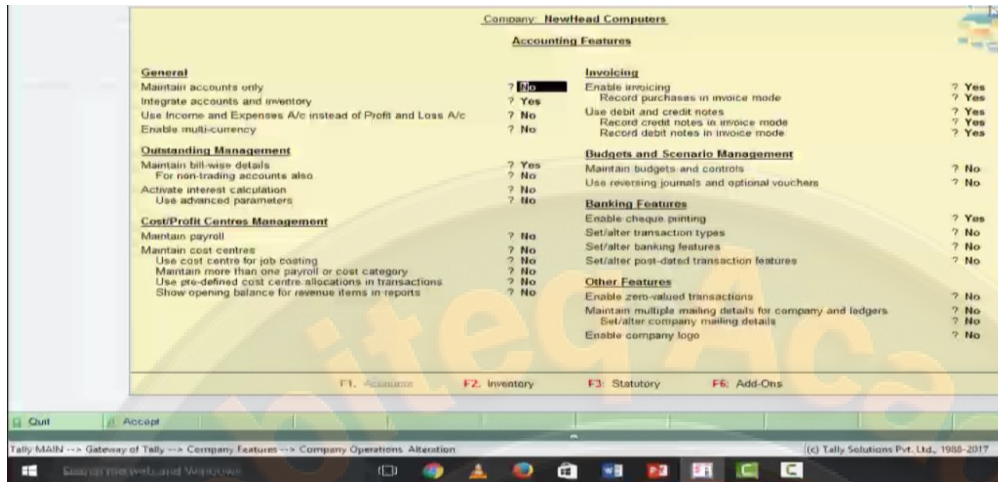
यहा से features को select करे |



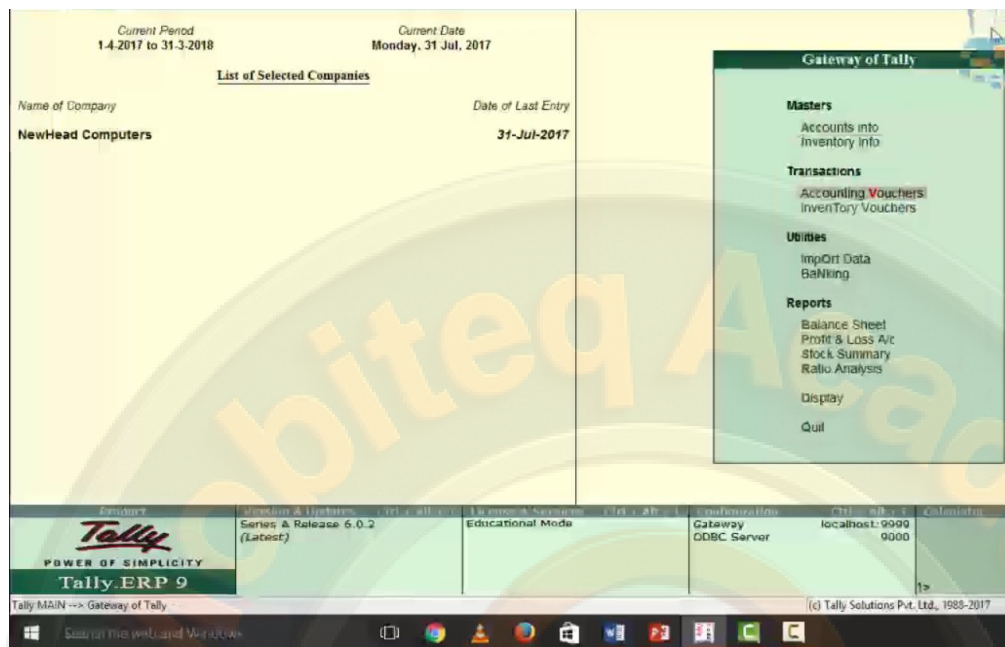
यहाँ से accounting features को select करें ।



यहा से invoicing की setting को yes कर ले |



इसको activated देखने के लिय accounting voucher को select करे |



यहा पर buton बार में debit note और credit note available हो जायेगा ।

Tally.ERP 9

Accounting Voucher Creation

Print Export E-Mail Upload TallyShop Language Keyboard Control Centre Support Centre Help

Sales No. 3

Reference no.:

Party A/c name :  
Current balance :  
Sales ledger :

31-Jul-2017  
Monday

Name of Item	Quantity	Rate	per	Disc %	Amount
Narration:					

Quit Accept Delete Cancel

Tally MAIN --> Gateway of Tally --> Accounting Voucher Creation (c) Tally Solutions Pvt. Ltd., 1988-2017 Wed, 16 Aug. 2017 22:32:37

F1: Accounting Vouchers  
 F2: Date  
 F3: Company  
 F4: Contra  
 F5: Payment  
 F6: Receipt  
 F7: Journal  
 F8: Sales  
 F9: Credit Note  
 F9: Purchase  
 F9: Debit Note  
 F10: Reversing Journal  
 F10: Memos  
 S: Stock Query  
 A: Tax Analysis  
 Accounting Invoice  
 As Voucher  
 Post-Dated  
 Optional  
 F11: Features  
 F12: Configure

यहा पर sales और purchase return के लिय required ledger है |

Sales Return and Purchase Return GST Example In Tally 9 ERP			
S.No	Name		Under
1	Capital		Capital Group
2	IDBI Bank A/C		Bank Accounts
3	Ctech Computers Local Intrastate		Sundry Creditors
4	Creative Computer Ludhiana , Punjab , Interstate		Sundry Creditors
5	Drone Computers, Ambala , Haryana		Sundry Debtors
6	Deepal Computers , Rajpura , Punjab		Sundry Debtors
7	Purchase Intra State Local Hry		Purchase
8	Purchase Inter State Other State Pb		Purchase
9	Sales Intra State Local Hry		Sales
10	Sales Inter State Other State Pb		Sales
11	CGST	12. SGST	13.IGST
			Duties & Taxes
14	Laptop		Primary Stock Groud
15	Hp Laptop / Dell Laptop		Stock Items

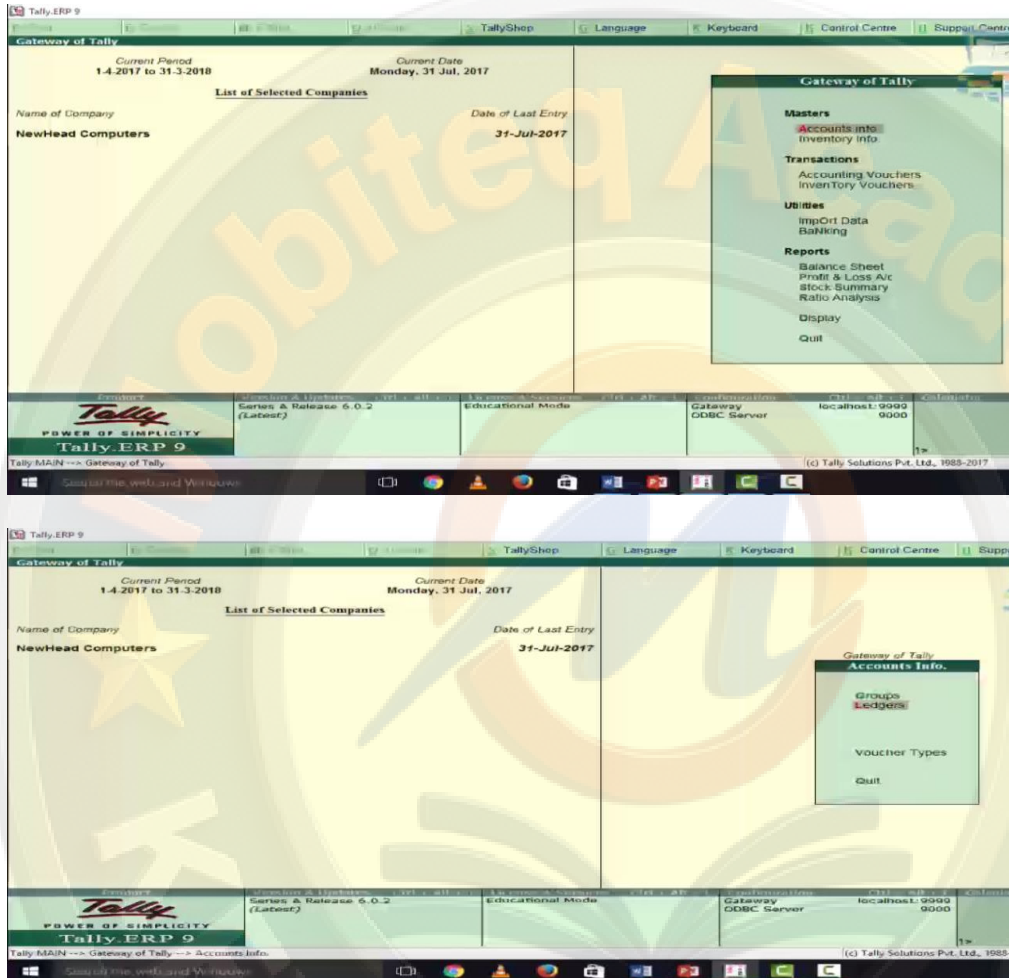
यहा पर sales return और purchase return से related example available है |

## Sales Return and Purchase Return GST Example In Tally 9 ERP

Date	Particulars	Amount	GST		
			CGST	SGST	IGST
	New Head Computers , AMBALA CITY , Haryana				
	Tax Info 				
01/07/2017	Invested Capital In Cash	10000			
01/07/2017	Bank Balance In IDBI Bank Account	150000			
01/07/2017	Purchased 10 Laptops HP From, Creative Computer , Ambala , Haryana @10000 Each. Enter GST 18% = CGST 9%+ SGST 9% Taxation Details In Invoice. Discount on Purchase	100000	Input 9000	Input 9000	
01/07/2017	Purchased 5 Laptops HP From Ctech Computer, Ludhiana , Punjab @10000 Each Enter IGST 18% Taxation Details In Invoice.	50000			Input 9000
02/07/2017	Sold 8 Laptops HP To Drone Computers, Ambala , Haryana @ 15000 Each Enter GST 18%=CGST 9%+ SGST 9% Taxation Details In Invoice.	120000	Output 10800	Output 10800	
02/07/2017	Sold 5 Laptops HP From Deepal Computers , Rajpura , Punjab @15000 Each Enter IGST 18% Taxation Details In Invoice.	75000			Output 13800
31/7/17	Drone computers sends us back 1 laptop , we have to record in books (sales return)	15000	-1350	-1350	
31/7/17	Deepal computers Punjab send us back 2 laptops , we have to record in books (sales return)	30000			-5400
31/7/17	We sent back 1 laptop to Ctech Ludhiana , we have to record in books ( purchase return)	10000			-1800
31/7/17	We sent back 2 laptops to creative computer Haryana , (purchase return)	20000	-1800	-1800	
31/07/2017	Paid Total Due Tax To Govt.				



यहाँ हमने newhead computers के name से एक company create की है इसके बाद ledger create किये है ledger create करने के लिय account info को select करे उसके बाद ledger को select करे और create को select करे |



यहा पर उन ledger को create किया है जिसकी आवश्यकता हमे पड़ेगी हम ledger बनाना सिखा चुके है आप पिछले pages से सीख सकते है ।

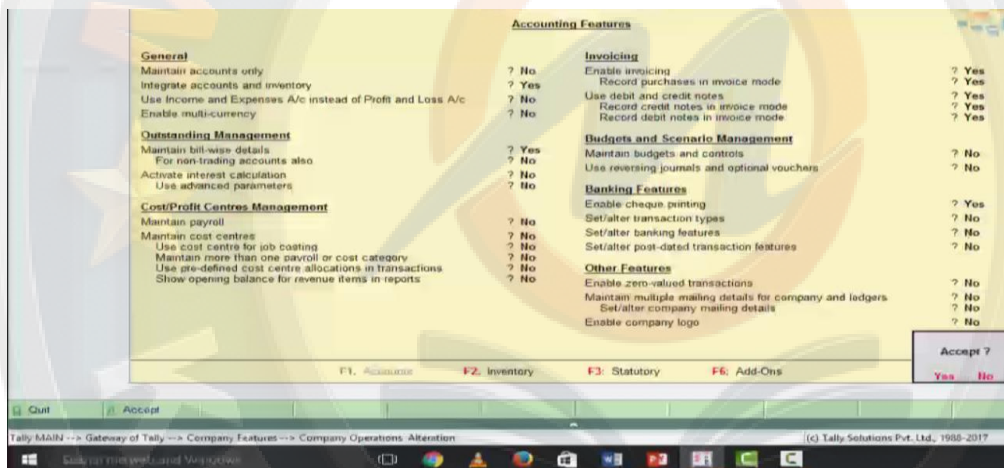
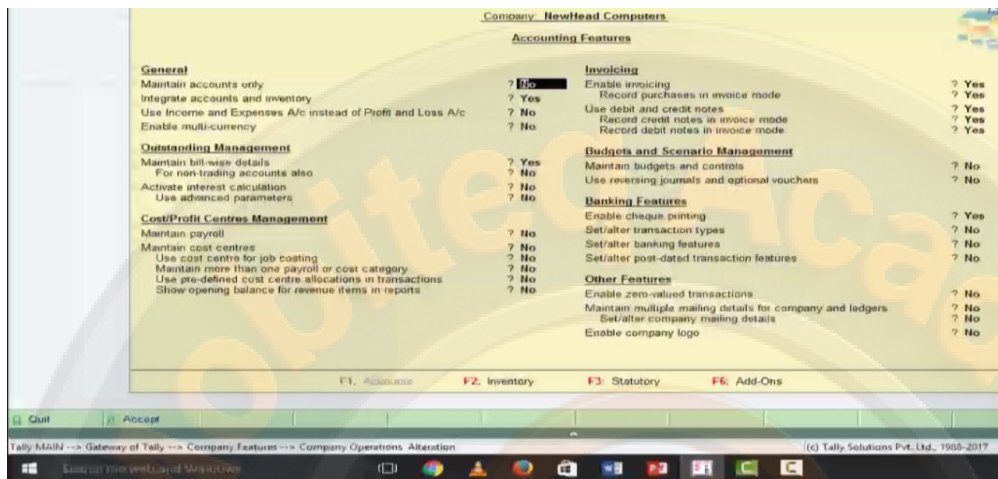


यहा हमने वह सभी entries की है जो example में है ।

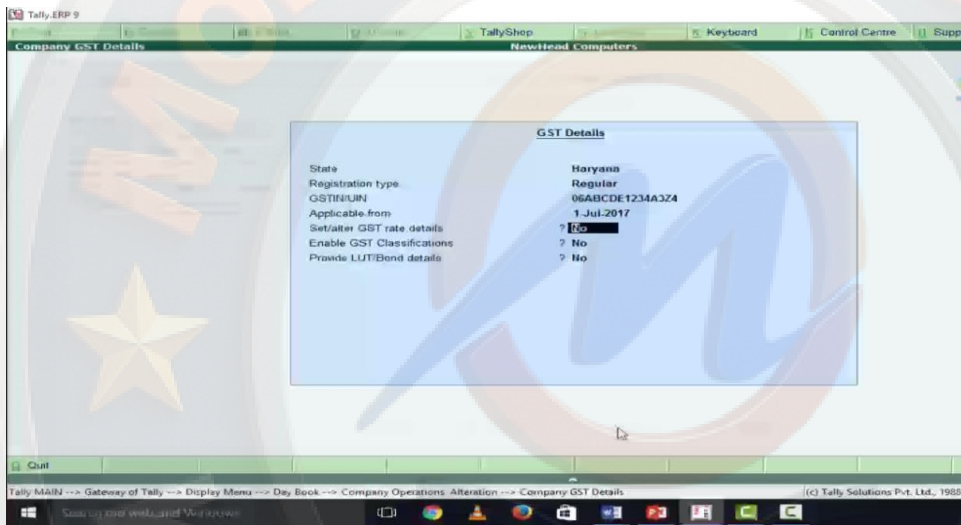
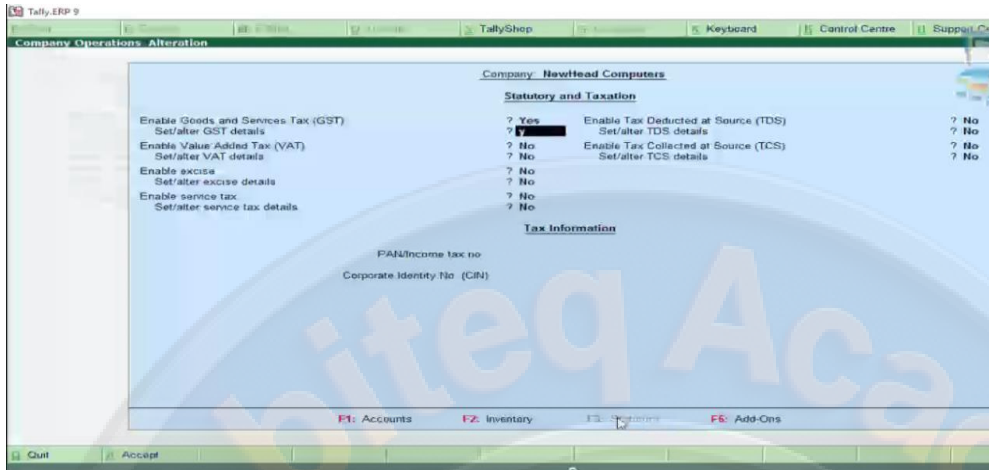
Date	Particulars	Vch Type	Vch No	Debit Amount Inwards Qty	Credit Amount Outwards Qty
1-4-2017	CAPITAL	Receipt	1		10,000.00
1-7-2017	CREATIVE COMPUTER HRY LOCAL	Purchase	1	1,18,000.00	
1-7-2017	CTECH LUDHIANA PB INTERSTATE	Purchase	2	59,000.00	
2-7-2017	DeePal Computers Punjab	Sales	1	88,500.00	
2-7-2017	Drone Computers Ambala Intra Hry Dr	Sales	2	1,41,600.00	
31-7-2017	Drone Computers Ambala Intra Hry Dr	Credit Note	1		17,700.00
31-7-2017	DeePal Computers Punjab	Credit Note	2		35,400.00
31-7-2017	CREATIVE COMPUTER HRY LOCAL	Debit Note	1	23,600.00	
31-7-2017	CTECH LUDHIANA PB INTERSTATE	Debit Note	2	11,800.00	

इनके लिय हम features की setting करेगे features को select करे ।


यहा से invoicing की setting को yes कर ले |



और साथ ही gst की setting को भी yes कर ले |



यहा पर capital की entry की है |



यहा पर purchase की entry की है | creative computer local purchase की है

Name of Item	Quantity	Rate per	Disc %	Amount
HP LAPTOPS	10 PCS	10,000.00	PCS	1,00,000.00
CGST				9,000.00
SGST				9,000.00

Narration: \_\_\_\_\_ 10 PCS

Accept ?  
Yes No

Quit Accept Delete Cancel

Tally MAIN --> Gateway of Tally --> Display Menu --> Day Book --> Accounting Voucher Alteration (Secondary) (c) Tally Solutions Pvt. Ltd., 1988-2017 Thu, 17 Aug, 2017

यहा पर भी purchase की entry की है tech ludhiana inter state purchase है

Name of Item	Quantity	Rate	per	Disc %	Amount
HP LAPTOPS	5 PCS	10,000.00			50,000.00
IGST					9,000.00

Narration: \_\_\_\_\_ 5 PCS

Accept ?  
Yes No

Quit Accept Delete Cancel

Tally MAIN -> Gateway of Tally -> Display Menu -> Day Book -> Accounting Voucher Alteration (Secondary) (c) Tally Solutions Pvt. Ltd., 1988-2017 Thu, 17 Aug, 2017

sales की entry है interstate sales है

Party A/c name: Deepal Computers Punjab  
 Current balance: 53,100.00 Dr  
 Sales ledger: Sales Interstate Otherstate

Name of Item	Quantity	Rate per Disc %	Amount
HP LAPTOPS	5 PCS	15,000.00 PCS	75,000.00
IGST			13,500.00

Narration: 5 PCS

Accept ?

Quit Accept Delete Cancel

Tally MAIN -> Gateway of Tally -> Display Menu -> Day Book -> Accounting Voucher Alteration (Secondary) (c) Tally Solutions Pvt. Ltd., 1988-2017 Thu, 17 Aug, 2017 08:26:40

यहा भी sales की entry है intrastate sales की है

Name of Item	Quantity	Rate	per Disc %	Amount
HP LAPTOPS	8 PCS	15,000.00	PCS	1,20,000.00
CGST				10,800.00
SGST				10,800.00

Party A/c name: Drone Computers Ambala Intra Hry Dr  
 Current balance: 1,23,900.00 Dr  
 Sales ledger: Sales Intra Haryana

Narration: 8 PCS

Accept ?  
 Yes No

Quit Accept Delete Cancel

Tally MAIN --> Gateway of Tally --> Display Menu --> Day Book --> Accounting Voucher Alteration (Secondary)

(c) Tally Solutions Pvt. Ltd., 1988-2017 Thu, 17 Aug, 2017 08:27:02

08:27 AM 17-Aug-17

credit note voucher को select करे और sales return की information को fill करे और entry कर दे और यह intrastate sales return है

Name of Item	Quantity	Rate	per (Disc %)	Amount
HP LAPTOPS	1 PCS	15,000.00	PCS	15,000.00
CGST				1,350.00
SGST				1,350.00

Party A/c name: Drone Computers Ambala Intra Hry Dr  
 Current balance: 1,23,900.00 Dr  
 Sales ledger: Sales Intra Haryana

Narration: 1 PCS

Accept ?  
 Yes No

Quit Accept Delete Cancel

Tally, MAIN --> Gateway of Tally --> Display Menu --> Day Book --> Accounting Voucher Alteration (Secondary) | (c) Tally Solutions Pvt. Ltd., 1988-2017 | Thu, 17 Aug, 2017

यहा पर interstate sales return की entry है

Name of item	Quantity	Rate	per	Disc %	Amount
HP LAPTOPS	2 PCS	15,000.00	PCS		30,000.00
IGST					5,400.00


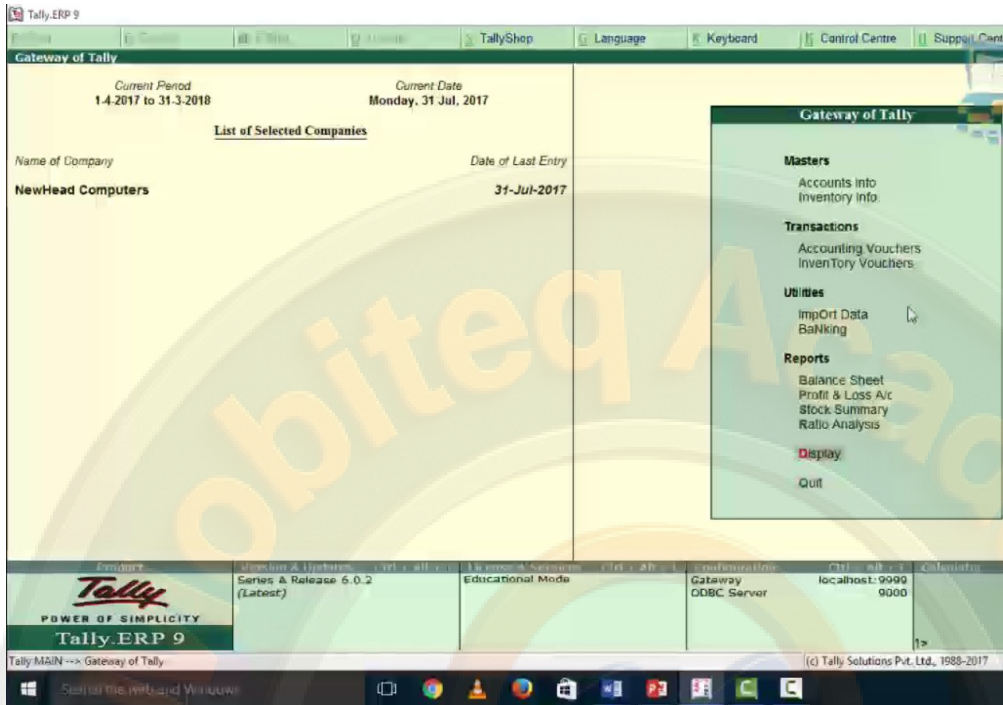
Narration: \_\_\_\_\_ 2 PCS

Accept ?  
Yes No

Quit Accept Delete Cancel

Tally MAIN --> Gateway of Tally --> Display Menu --> Day Book --> Accounting Voucher Alteration (Secondary) (c) Tally Solutions Pvt. Ltd., 1988-2017 Thu, 17 Aug, 2017

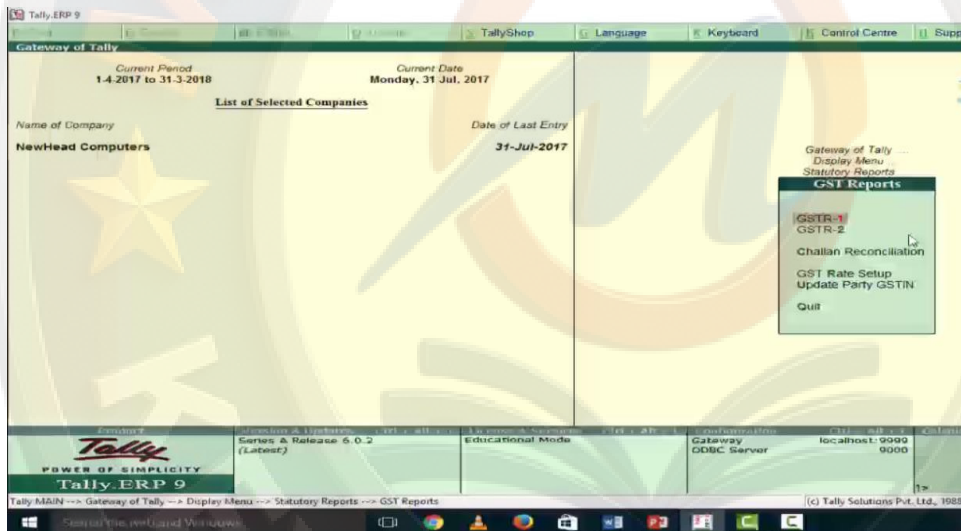
esc करके gateway of tally में आये यहा से display को select करे



यहाँ से statutory reports को select करें



यहा से gst को और फिर GSTR-1 को select करे



B2B invoice को select करे निचे invoice amount में दो बिल कटे हुए है जो sales से related है

Tally.ERP 9

Print Export E-Mail Upload TallyShop Language Keyboard Control Centre Support Centre Help

**GSTR-1** NewHead Computers 1-Jul-2017 to 31-Jul-2017

Returns Summary

Total number of vouchers for the period 8

Included in returns 4

Not relevant for returns 4

Incomplete/Mismatch in information (to be resolved) 0

Table No.	Particulars	Count	Taxable Value	Integrated Tax Amount	Central Tax Amount	State Tax Amount	Cess Amount	Tax Amount	Invoice Amount
5	B2B Invoices	2	1,95,000.00	13,500.00	10,800.00	10,800.00		35,100.00	2,30,100.00
6	B2C(Large) Invoices								
7	B2C(Small) Invoices								
8	Credit/Debit Notes	2	45,000.00	5,400.00	1,350.00	1,350.00		8,100.00	53,100.00
9	Nil Rated Invoices								
10	Exports Invoices								
11	Tax Liability on Advances								
12	Setoff of Tax Paid against Advances								

Note: Tables 1-4 capture generic information already available on the portal, and are not displayed here.

Quit

Tally MAIN --> Gateway of Tally --> Display Menu --> Statutory Reports --> GST Reports --> GSTR-1 (c) Tally Solutions Pvt. Ltd., 1988-2017 Thu, 17 Aug, 2017 08:37:09

---

Tally.ERP 9

Print Export E-Mail Upload TallyShop Language Keyboard Control Centre Support Centre Help

**Voucher Register** NewHead Computers 1-Jul-2017 to 31-Jul-2017

Vouchers of B2B Invoices

Date	Particulars	GSTIN/UIIN	Vch Type	Vch No.	Taxable Value	Integrated Tax Amount	Central Tax Amount	State Tax Amount	Cess Amount	Total Tax Amount	Invoice Amount
2-7-2017	Deapal Computers Punjab	03ABCDK2323A323	Sales	1	75,000.00	13,500.00				13,500.00	88,500.00
2-7-2017	Drone Computers Ambala Intra Hry Dr	06ABCE1234J323	Sales	2	1,20,000.00		10,800.00	10,800.00		21,600.00	1,41,600.00
<b>Grand Total</b>					<b>1,95,000.00</b>	<b>13,500.00</b>	<b>10,800.00</b>	<b>10,800.00</b>		<b>35,100.00</b>	<b>2,30,100.00</b>

Quit

Tally MAIN --> Gateway of Tally --> Display Menu --> Statutory Reports --> GST Reports --> GSTR-1 --> Voucher Register (c) Tally Solutions Pvt. Ltd., 1988-2017 Thu, 17 Aug, 2017 08:37:22

और यहा पर debit और credit note को भी include किया हुआ है तो automatically ही ये less हो जायेंगे total sales में से output tax प्राप्त किया हुआ है उसमें से ये less हो जाएगी

Tally.ERP 9

Print Export E-Mail Upload TallyShop Language Keyboard Control Centre Support Centre Help

GSTR-1 NewHead Computers 1-Jul-2017 to 31-Jul-2017

Returns Summary

Total number of vouchers for the period 8

Included in returns 4

Not relevant for returns 4

Incomplete/Mismatch in information (to be resolved) 0

Table No.	Particulars	Count	Taxable Value	Integrated Tax Amount	Central Tax Amount	State Tax Amount	Cess Amount	Tax Amount	Invoice Amount
5	B2B Invoices	2	1,95,000.00	13,500.00	10,800.00	10,800.00		35,100.00	2,30,100.00
6	B2C(Large) Invoices								
7	B2C(Small) Invoices								
8	Credit/Debit Notes	2	45,000.00	5,400.00	1,350.00	1,350.00		8,100.00	53,100.00
9	Nil Rated Invoices								
10	Exports Invoices								
11	Tax Liability on Advances								
12	Setoff of Tax Paid against Advances								

Note: Tables 1-4 capture generic information already available on the portal, and are not displayed here.

Quit

Tally MAIN --> Gateway of Tally --> Display Menu --> Statutory Reports --> GST Reports --> GSTR-1

(c) Tally Solutions Pvt. Ltd., 1988-2017 Thu, 17 Aug, 2017 08:37:44

पूरा explain देखने के लिय default view buton को select करे और यहा देखे amount calculate करके दिखाई गयी है

Table No.	Particulars	Count	Taxable Value	Integrated Tax Amount	Central Tax Amount	State Tax Amount	Cess Amount	Tax Amount	Invoice Amount
5	B2B Invoices	2	1,95,000.00	13,500.00	10,800.00	10,800.00		35,100.00	2,30,100.00
6	B2C(Large) Invoices								
7	B2C(Small) Invoices								
8	Credit Debit Return	2	46,000.00	5,400.00	1,350.00	1,350.00		8,100.00	53,100.00
9	Nil Rated Invoices								
10	Exports Invoices								
11	Tax Liability on Advances								
12	Setoff of Tax Paid against Advances								

Note: Tables 1-4 capture generic information already available on the portal, and are not displayed here.

Quit

Tally MAIN --> Gateway of Tally --> Display Menu --> Statutory Reports --> GST Reports --> GSTR-1 (c) Tally Solutions Pvt. Ltd., 1988-2017 Thu, 17 Aug 2017 08:37:48

debit note को select करे और और purchase return से related information fill करे और यहां local purchase return की entry है

Tally.ERP 9

Accounting Voucher Alteration (Secondary) NewHead Computers

Debit Note No. 1 Date : 1-Jul-2017

Original invoice no. : p101

Party A/c name : CREATIVE COMPUTER HRY LOCAL  
 Current balance : 94,400.00 Cr  
 Purchase ledger : PURCHASE INTRA LOCAL HARYANA

Name of Item	Quantity	Rate	per Disc %	Amount	
HP LAPTOPS	2 PCS	10,000.00	PCS	20,000.00	
CGST				1,800.00	
SGST				1,800.00	
Narration:				2 PCS	23,600.00

Provide GST details : No

Quit Accept Delete Cancel

Tally MAIN --> Gatewav of Tally --> Dsoplav Menu --> Dav Book --> Accountina Voucher Alteration (Secondary) (c) Tally Solutions Pvt. Ltd. 1988-2017 Thu. 17 Aug. 2017 08:43:25

यहा पर interstate purchase return की entry है |

Name of Item	Quantity	Rate	per	Disc %	Amount
HP LAPTOPS	1 PCS	10,000.00		PCS	10,000.00
IGST					1,800.00

Party A/c name: CTECH LUDHIANA PB INTERSTATE  
 Cumint. balance: 47,200.00 Cr  
 Purchase ledger: PURCHASE INTER STATE OTHERSTATE

Provide GST details: No

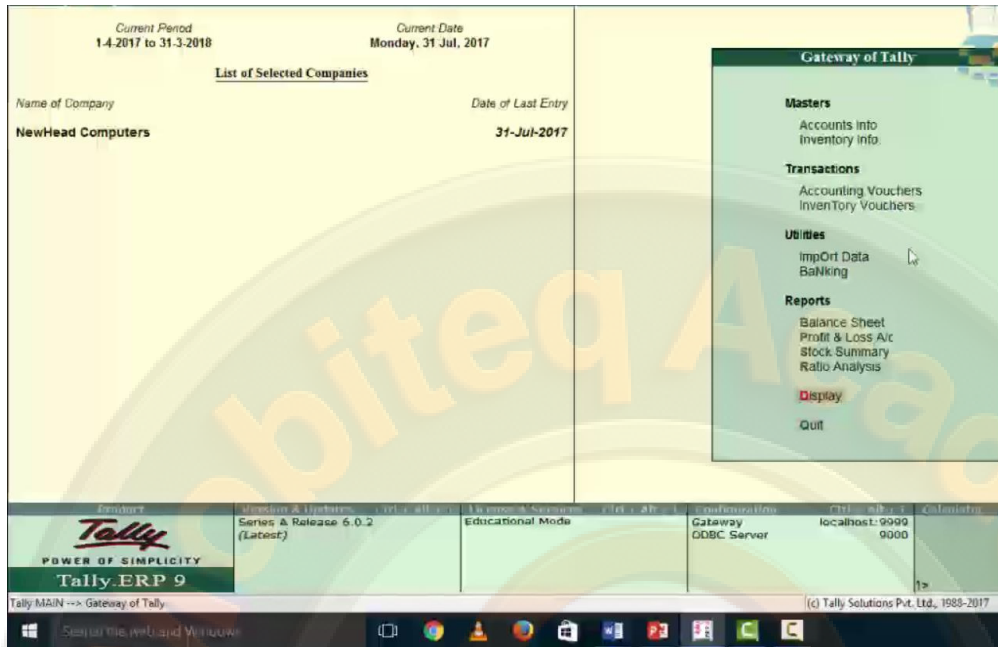
Narration: 1 PCS

Accept ?  
 Yes No

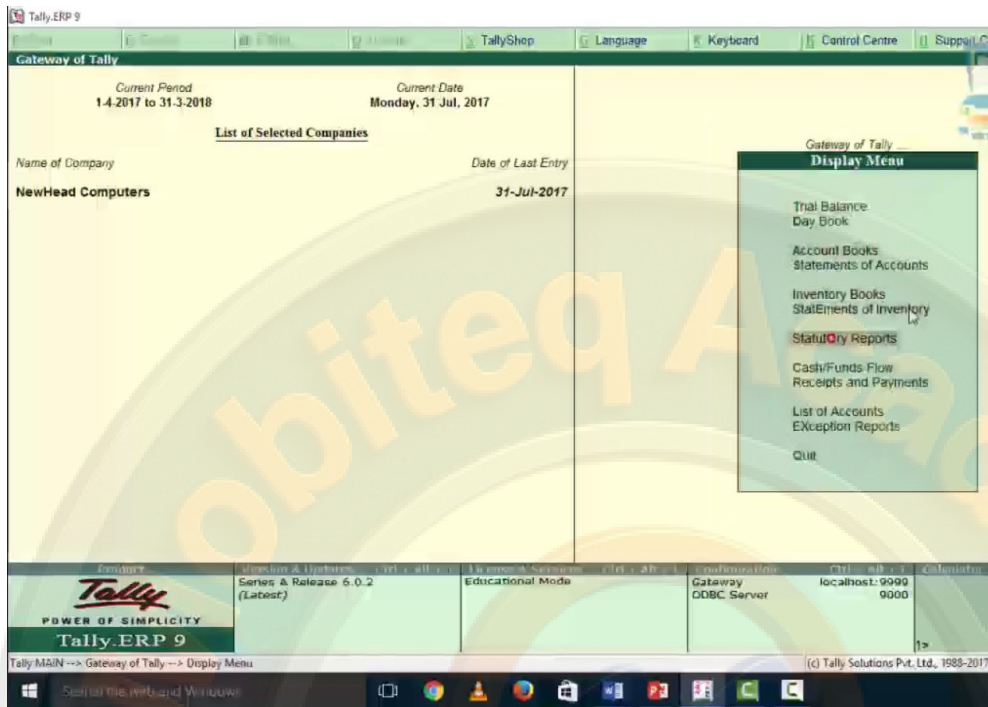
Quit Accept Delete Cancel

Tally MAIN --> Gateway of Tally --> Display Menu --> Day Book --> Accounting Voucher Alteration (Secondary) (c) Tally Solutions Pvt. Ltd., 1988-2017 Thu, 17 Aug 2017

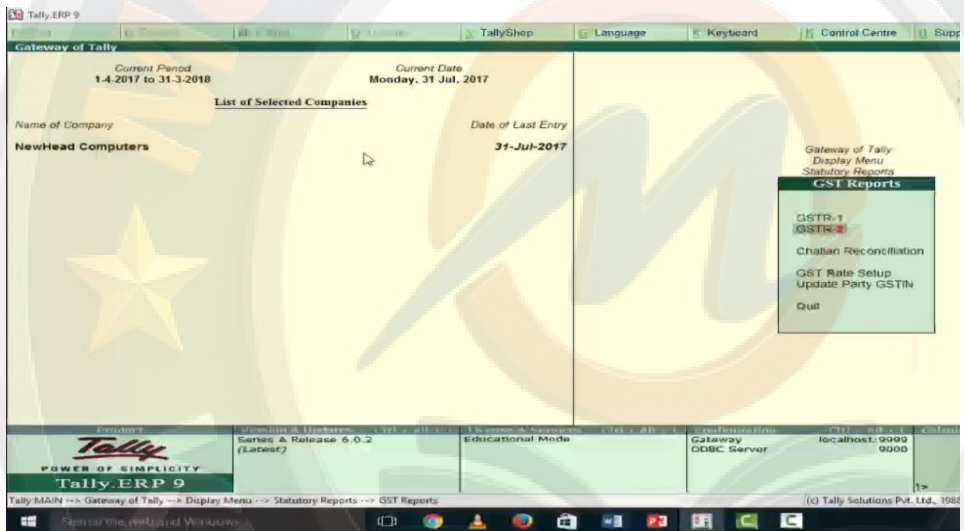
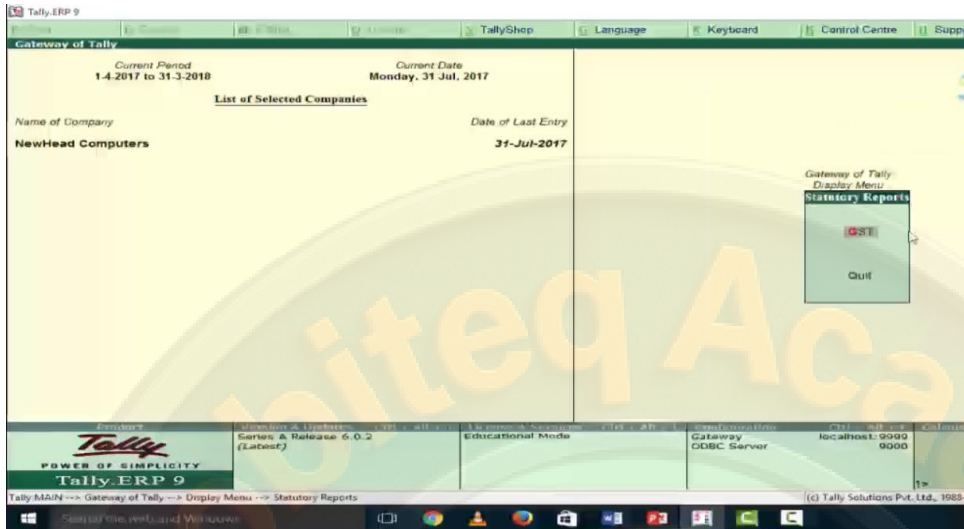
esc करके gateway of tally में आये यहा से display को select करे



यहा से statutory reports को select करे



यहा से gst को और फिर GSTR-2 को select करे



यहा पर B2B invoice को select करे निचे invoice amount में दो बिल कटे हुए है जो sales से related है

Tally.ERP 9

P: Print E: Export M: E-Mail O: Upload S: TallyShop G: Language K: Keyboard K: Control Centre H: Support Centre H: Help

**GSTR-2** NewHead Computers Ctrl + M

1-Jul-2017 to 31-Jul-2017

**Returns Summary**

Total number of vouchers for the period		Count	Taxable Value	Integrated Tax Amount	Central Tax Amount	State Tax Amount	Cess Amount	Tax Amount	Invoice Amount
Included in returns		8							
Not relevant for returns		4							
Incomplete/Mismatch in information (to be resolved)		4							
		0							

Table No.	Particulars	Count	Taxable Value	Integrated Tax Amount	Central Tax Amount	State Tax Amount	Cess Amount	Tax Amount	Invoice Amount
4	B2B Invoices	2	1,50,000.00	9,000.00	9,000.00	9,000.00		27,000.00	1,77,000.00
5	Import of Goods Invoices								
6	Import of Services Invoices								
7	Credit/Debit Notes	2	30,000.00	1,800.00	1,800.00	1,800.00		5,400.00	35,400.00
8	Nil Rated Invoices								
9	ISD Credit								
10(1)	TDS Credit								
10(2)	TCS Credit								
11	ITC Received								
12	Tax liability under Reverse Charge on Advance								
13	Tax Paid under Reverse Charge on Advance								
14	ITC Reversal								

Note: Tables 1-3 capture generic information already available on the portal, and are not displayed here.

Q: Quit

Tally MAIN --> Gateway of Tally --> Display Menu --> Statutory Reports --> GST Reports --> GSTR-2 (c) Tally Solutions Pvt. Ltd., 1988-2017 Thu, 17 Aug, 2017 08:44:23

---

Tally.ERP 9

P: Print E: Export M: E-Mail O: Upload S: TallyShop G: Language K: Keyboard K: Control Centre H: Support Centre H: Help

**Voucher Register** NewHead Computers Ctrl + M

Vouchers of : B2B Invoices 1-Jul-2017 to 31-Jul-2017

Date	Particulars	GSTIN/UIIN	Vch Type	Vch No.	Taxable Value	Integrated Tax Amount	Central Tax Amount	State Tax Amount	Cess Amount	Total Tax Amount	Invoice Amount
1-7-2017	CREATIVE COMPUTER HRY LOCAL	06ABCDE1323A8ZR	Purchase	1	1,00,000.00		9,000.00	9,000.00		18,000.00	1,18,000.00
1-7-2017	CTECH LUDHIANA PB INTERSTATE	03ABCDE1243A4Z3	Purchase	2	50,000.00	9,000.00				9,000.00	59,000.00
<b>Grand Total</b>					<b>1,50,000.00</b>	<b>9,000.00</b>	<b>9,000.00</b>	<b>9,000.00</b>		<b>27,000.00</b>	<b>1,77,000.00</b>

Q: Quit

Tally MAIN --> Gateway of Tally --> Display Menu --> Statutory Reports --> GST Reports --> GSTR-2 --> Voucher Register (c) Tally Solutions Pvt. Ltd., 1988-2017 Thu, 17 Aug, 2017 08:44:34

यहा पर दो debit और credit note शामिल किए गये है जो purchase return को represent कर रहे है

Not relevant for returns  
Incomplete/Mismatch in information (to be resolved)

Table No.	Particulars	Count	Taxable Value	Integrated Tax Amount	Central Tax Amount	State Tax Amount	Cess Amount	Tax Amount	Invoice Amount
4	B2B Invoices	2	1,50,000.00	9,000.00	9,000.00	9,000.00		27,000.00	1,77,000.00
5	Import of Goods Invoices								
6	Import of Services Invoices								
7	Credit/Debit Notes	2	30,000.00	1,800.00	1,800.00	1,800.00		5,400.00	35,400.00
8	Nil Rated Invoices								
9	ISD Credit								
10(1)	TDS Credit								
10(2)	TCS Credit								
11	ITC Reversed								
12	Tax liability under Reverse Charge on Advance								
13	Tax Paid under Reverse Charge on Advance								
14	ITC Reversal								

Note: Tables 1-3 capture generic information already available on the portal, and are not displayed here.

Tally:MAIN --- Gateway of Tally --- Display Menu --- Statutory Reports --- GST Reports --- GSTR-2

Tally:ERP 9

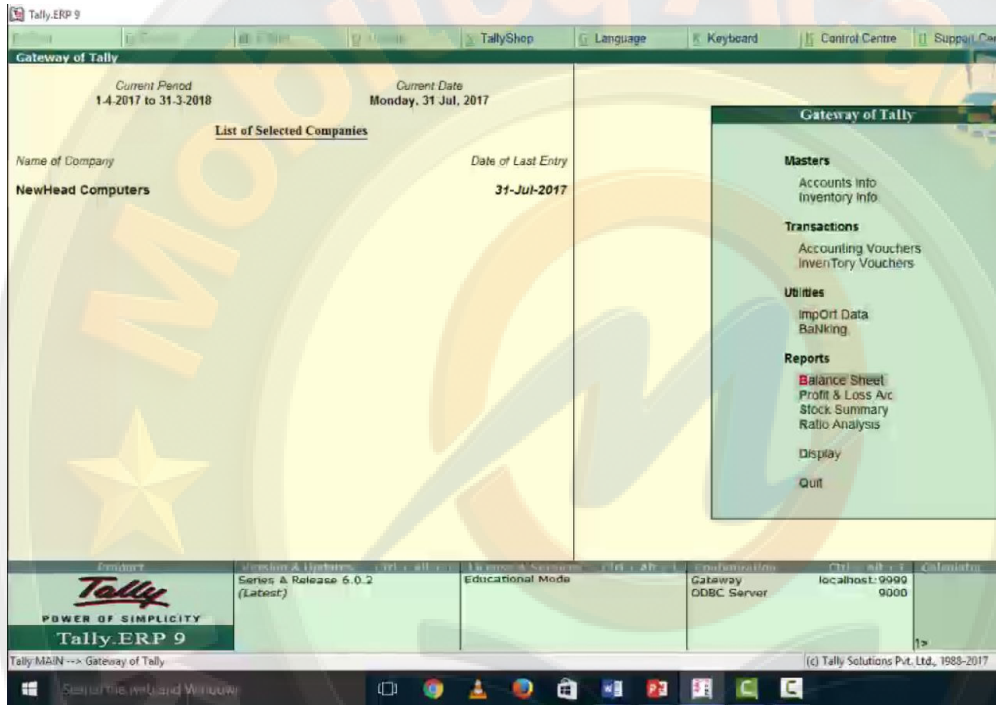
Print | Export | E-Mail | Upload | TallyShop | Language | Keyboard | Control Centre | Support Centre | Help

Voucher Register  
NewHead Computers  
Vouchers of : Credit/Debit Notes  
1-Jul-2017 to 31-Jul-2017

Date	Particulars	GSTIN/UID	Vch Type	Vch No.	Taxable Value	Integrated Tax Amount	Central Tax Amount	State Tax Amount	Cess Amount	Total Tax Amount	Invoice Amount
31-7-2017	CREATIVE COMPUTER HRY LOCAL	06ABCDE1323A8ZR	Debit Note	1	20,000.00		1,800.00	1,800.00		3,600.00	23,600.00
31-7-2017	CTECH LUDHIANA PB INTERSTATE	03ABCDE1243A4Z3	Debit Note	2	10,000.00	1,800.00				1,800.00	11,800.00
<b>Grand Total</b>					<b>30,000.00</b>	<b>1,800.00</b>	<b>1,800.00</b>	<b>1,800.00</b>		<b>5,400.00</b>	<b>35,400.00</b>

Q: Quit

यहा से balance sheet को select करे



current liabilities को select करे और duties and taxes को select करे

Capital Account		10,000.00	Current Assets		7,57,000.00
Loans (Liability)					
Profit & Loss A/c		1,17,000.00			
Opening Balance		50,000.00			
Current Period		60,000.00			
Difference in opening balances		5,50,000.00			
<b>Total</b>		<b>7,57,000.00</b>	<b>Total</b>		<b>7,57,000.00</b>

Tally MAIN -> Gateway of Tally -> Balance Sheet (c) Tally Solutions Pvt. Ltd., 1988-2017 Thu, 17 Aug 2017

Duties & Taxes		1,42,000.00
Supplies Creditors		1,41,600.00
<b>Grand Total</b>		<b>1,42,000.00</b>

Tally MAIN -> Gateway of Tally -> Balance Sheet -> Group Summary (c) Tally Solutions Pvt. Ltd., 1988-2017 Thu, 17 Aug 2017

यहा पर taxes complete दिखाए गये है कितना pay करना है इसको pay करके हम payment की entry करेगे

IGST	300.00
SGST	2,250.00
<b>Grand Total</b>	<b>5,400.00</b>

Opening Balance			
April			
May			
June			
July	10,350.00	12,600.00	2,250.00
August			
September			
October			
November			
December			
January			
February			
March			
<b>Grand Total</b>	<b>10,350.00</b>	<b>12,600.00</b>	<b>2,250.00</b>

अब हम जानेगे की discount किस प्रकार से gst में behave करेगा और किस प्रकार से इसकी entries करनी है इन सबकी जानकारी लेंगे

जब भी हम अपनी sale को promote करना चाहते हैं या दी हुई payment को timely वापिस चाहते हैं तो ऐसे case में हम discount offer कर सकते हैं discount दी तरह का होता है trade discount और cash discount

## DISCOUNTS IN ACCOUNTS

- To promote sale or to receive timely payments we can provide discounts to our customers
  - ▣ Trade discount
  - ▣ Cash discount

trade discount : sales को increase करने के लिय जो discount दिया जाता है उसे trade discount कहती है इसकी entry account में नहीं होती

cash discount : payment को timely वापिस लेने के लिय जो discount दिया जाता है उसको cash discount कहते हैं

## DISCOUNTS IN ACCOUNTS

- To promote sale or to receive timely payments we can provide discounts to our customers
  - **Trade discount :** Trade discount is allowed at the time of sale to the customer or retailers at list price / MRP price. **It is not recorded in accounts.**
    - We bargain and get 5000/- printed Rate item in 4800/- now 4800/- is our exact price and it is recorded purchase /sales amounted 4800/-. There is no need to enter discount amount in books.
  - **Cash discount :** Cash discount is allowed to customer to make payment immediately or within a particular period or with some defined conditions. **It is recorded in accounts.**
    - We have given 2% C.D. discount if any debtor pays us within this week, suppose Debtor A has to pay us 20000/- and we have given 2 % C.D. , then we get  $20000 - 400 = 19600$  after discount , every transaction is recorded in books.

यहा पर trade discount और cash discount में difference बताया गया है

## Difference b/w Trade and Cash Discount

Trade Discount	Cash Discount
Provided at listing or printed or MRP price to promote sales.	Once the sale is made on credit, to recover timely payments cash discount is given.
It is allowed when goods are purchased for specific offer or specific quantity provided at Listed /MRP pricing.	Cash discount is allowed to customer to make payment immediately or within a particular period or with some defined conditions.
It is not recorded in accounts.	It is recorded in accounts.
Net amount is entered into accounts.	Proper entries are made in accounts with proper ledger.
To show discount It can be deducted from the invoice.	It is not deducted from the invoice , it is entered when prompt amount is received after given discounts or received discounts.

यहा पर trade discount के लिये required ledger है

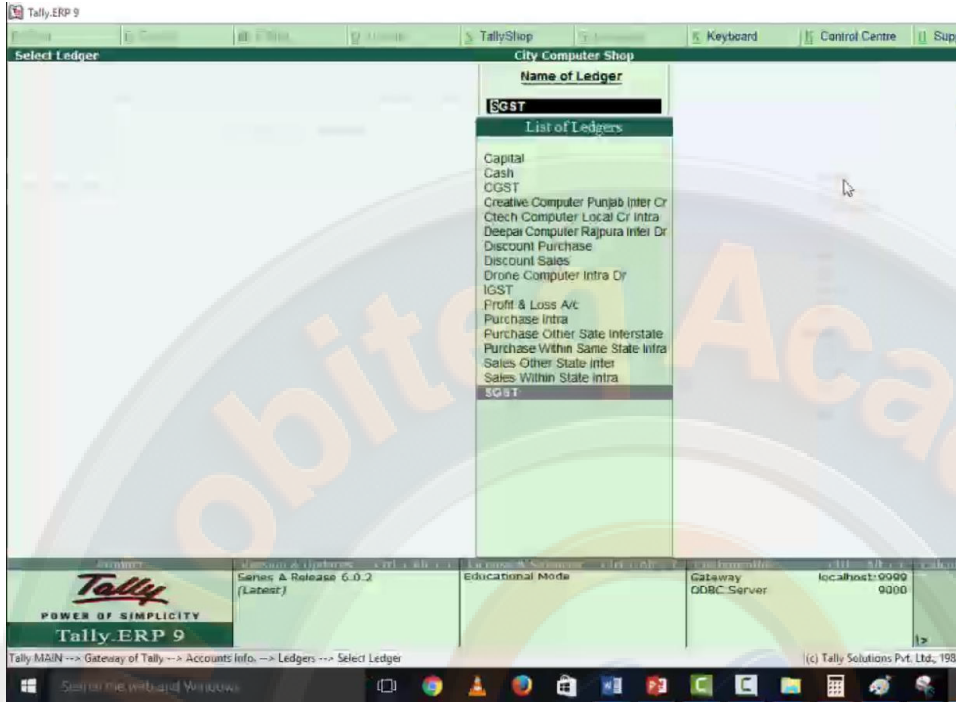
Required Ledgers For Tally Entries For Trade Discount Example		
S.No	Name	Under
1	Capital	Capital Group
2	IDBI Bank A/C	Bank Accounts
3	Ctech Computers Local Intrastate	Sundry Creditors
4	Creative Computer Ludhiana , Punjab , Interstate	Sundry Creditors
5	Drone Computers, Ambala , Haryana	Sundry Debtors
6	Deepal Computers , Rajpura , Punjab	Sundry Debtors
7	Purchase Intra State Local Hry	Purchase
8	Purchase Inter State Other State Pb	Purchase
9	Sales Intra State Local Hry	Sales
10	Sales Inter State Other State Pb	Sales
11	CGST                      12. SGST                      13.IGST	Duties & Taxes
14	Laptop	Primary Stock Groud
15	Hp Laptop / Dell Laptop	Stock Items

यहा पर trade discount से related example है

## Trade Discount GST Example In Tally 9 ERP

Date	Particulars	Amount	GST		
			CGST	SGST	IGST
City Computers Ambala , Haryana / Tax Info					
01/07/2017	Invested Capital In Cash	10000			
01/07/2017	Bank Balance In IDBI Bank Account	150000			
01/07/2017	Purchased 5 Laptops HP From, Ctech Computer, Ambala , Haryana @10000 Each. Enter Gst 18% = Cgst 9%+ Sgst 9% Taxation Details In Invoice.	50000	Input 4500	Input 4500	
01/07/2017	Purchased 5 Laptops HP From Creative Computer, Ludhiana , Punjab @10000 Each Enter IGST 18% Taxation Details In Invoice.	50000			Input 9000
02/07/2017	Sold 5 Laptops HP To Drone Computers, Ambala , Haryana @12000 Each Enter GST 18%=CGST 9%+ SGST 9% Taxation Details In Invoice. Offered trade discount 2 % (60000-1200)	<del>60000</del> 58800	Output -5400 5292	Output -5400 5292	
02/07/2017	Sold 5 Laptops HP From Deepal Computers , Rajpura , Punjab @13000 Each Enter IGST 18% Taxation Details In Invoice. Offered trade discount 2 %	<del>65000</del> 63700	Output	Output	Output 11466

list of ledger दी हुई है ये ledger हमने create किये है आप इन्हें पिछले pages में बनाना देख सकते है



यहा पर discount sales का ledger create किया है

Tally.ERP 9


City Computer Shop

**Ledger Alteration**

Name: Discount Sales (alias)		Total Opening Balance
Under: Sales Accounts	Name Address	
Inventory values are affected: ? Yes	Provide bank details: No	
<b>Statutory Information</b>		<b>Tax Registration Details</b>
Is GST Applicable: ? Not Applicable Set/alter GST Details: ? No	PAN/IT No.	
Include in assessable value calculation for Appropriate to Method of Calculation: GST Goods Based on Value		
Opening Balance (on 1 Apr 2017):		Accept ? Yes No

Quit Accept

Tally MAIN -> Gateway of Tally -> Accounts Info. -> Ledgers -> Ledger Alteration (c) Tally Solutions Pvt. Ltd., 1988-2



यहा पर purchase discount का ledger create किया है

Tally.ERP 9

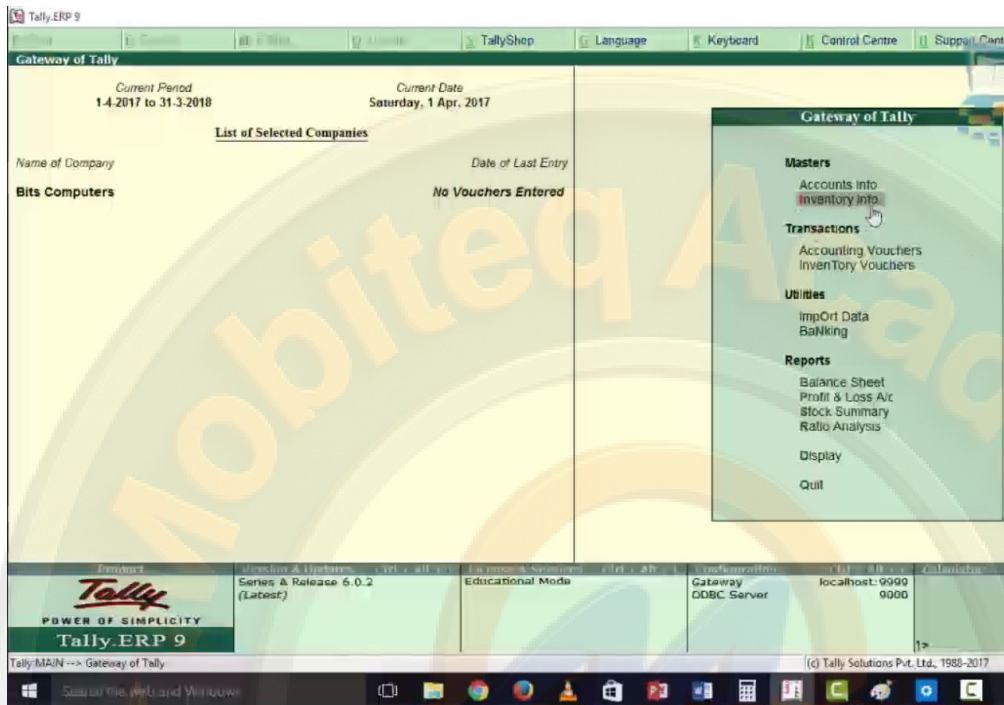
**Ledger Alteration** City Computer Shop

Name (alias) <b>Discount Purchase</b>		Total Opening Balance	
Under	Purchase Accounts	Name Address	Mailing Details
Inventory values are affected	? No	Provide bank details	No
<b>Statutory Information</b>		<b>Tax Registration Details</b>	
Is GST Applicable	? <b>Not Applicable</b>	PAN/IT No	
Set/alter GST Details	? No		
Include in assessable value calculation for Appropriate to Method of Calculation	GST Goods Based on Value		
Opening Balance (on 1 Apr 2017) :			Accept ?
			Yes No

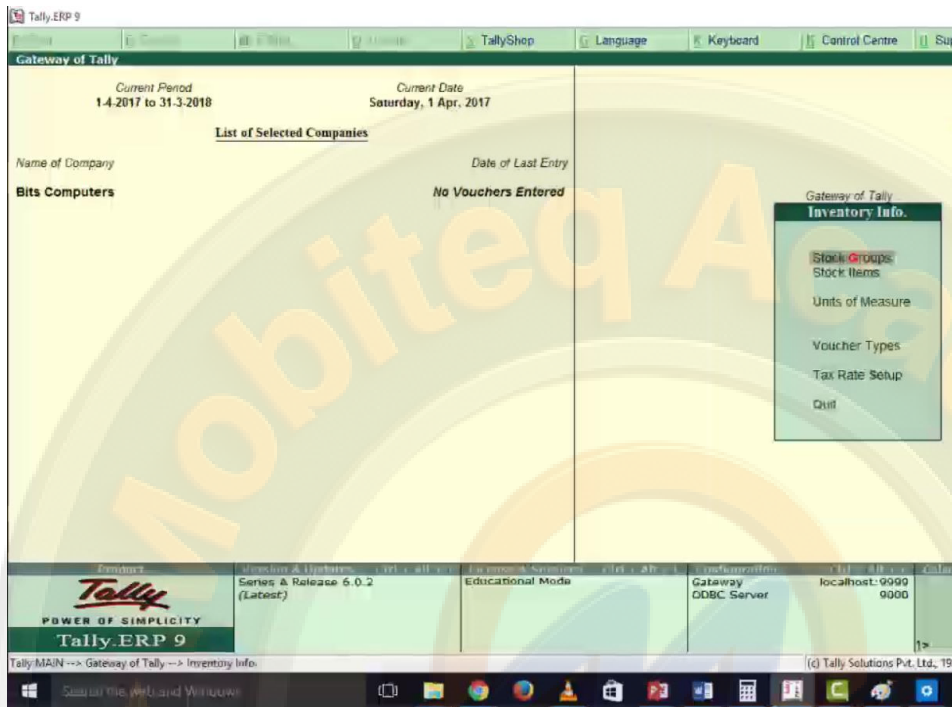
Quit Accept Delete

Tally MAIN --> Gateway of Tally --> Accounts Info. --> Ledgers --> Ledger Alteration (c) Tally Solutions Pvt. Ltd., 199

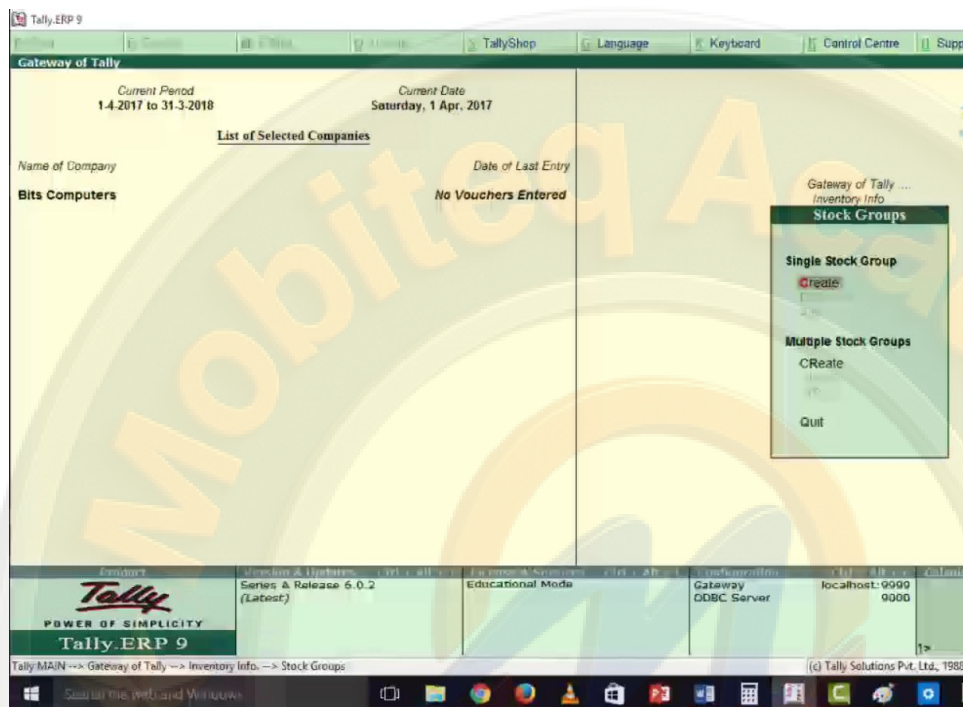
stock ledger create करने के लिय inventory info पर क्लिक करे |



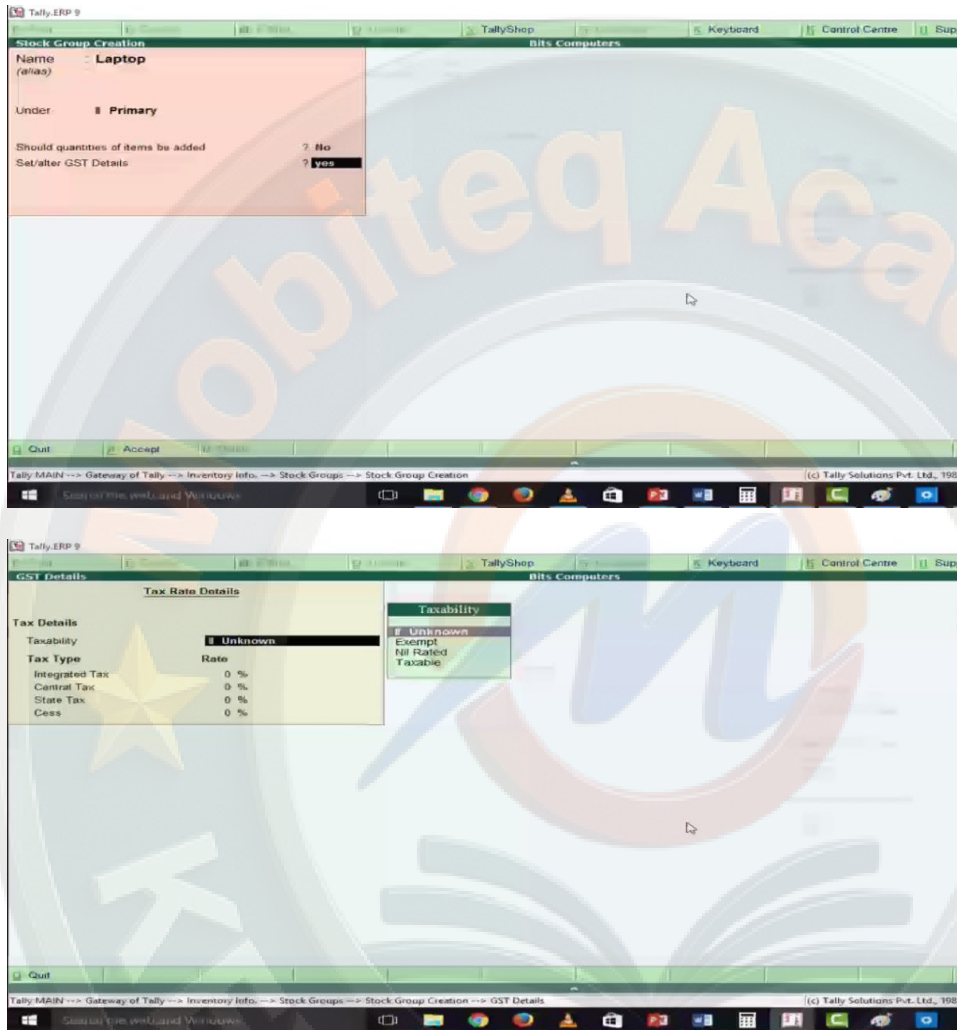
यहा से stock group को select करे |



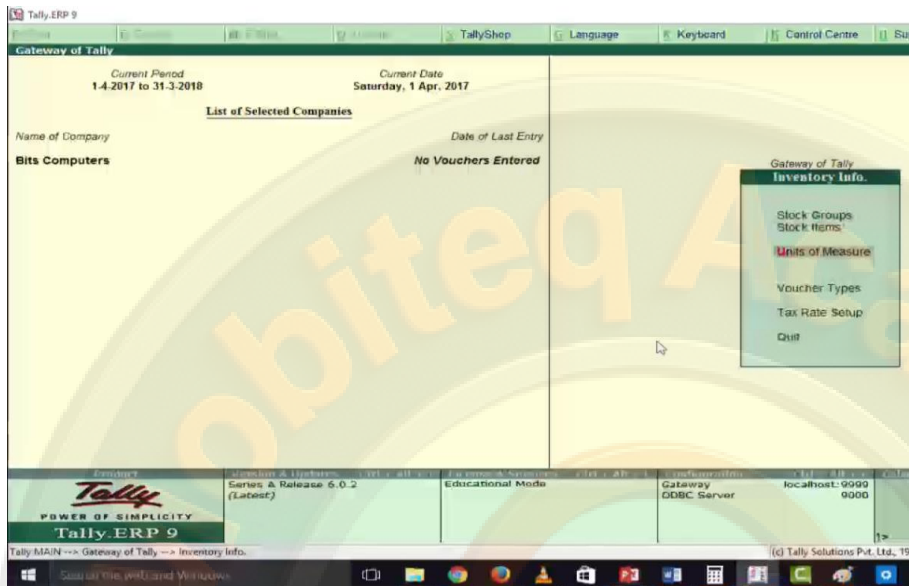
यहा से create को select करे



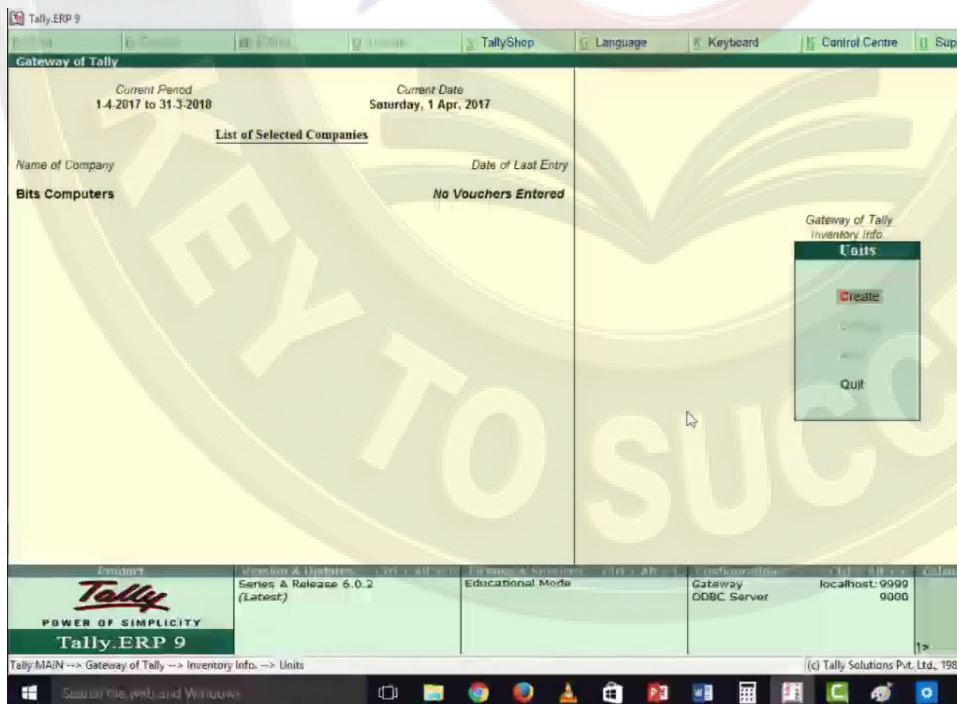
stock group creation की screen available हो जाएगी यहाँ पर stock group का name और set/alter gst details को yes करे यह taxability पूछेगा यह taxable है ।



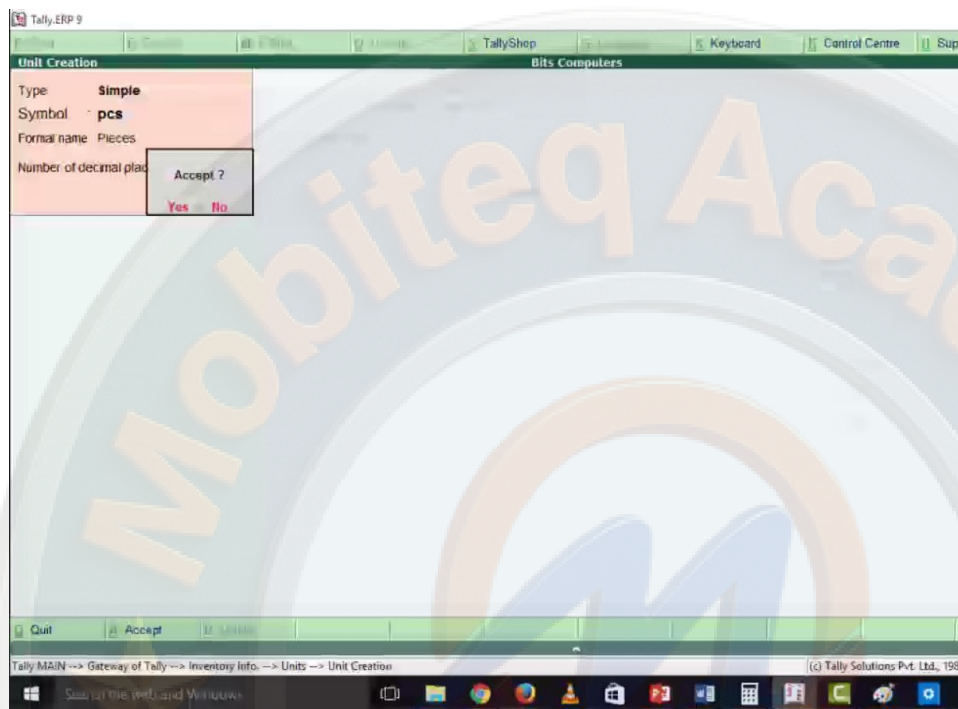
अब एक unit create करना है यहा से unit of measurement को select करे |



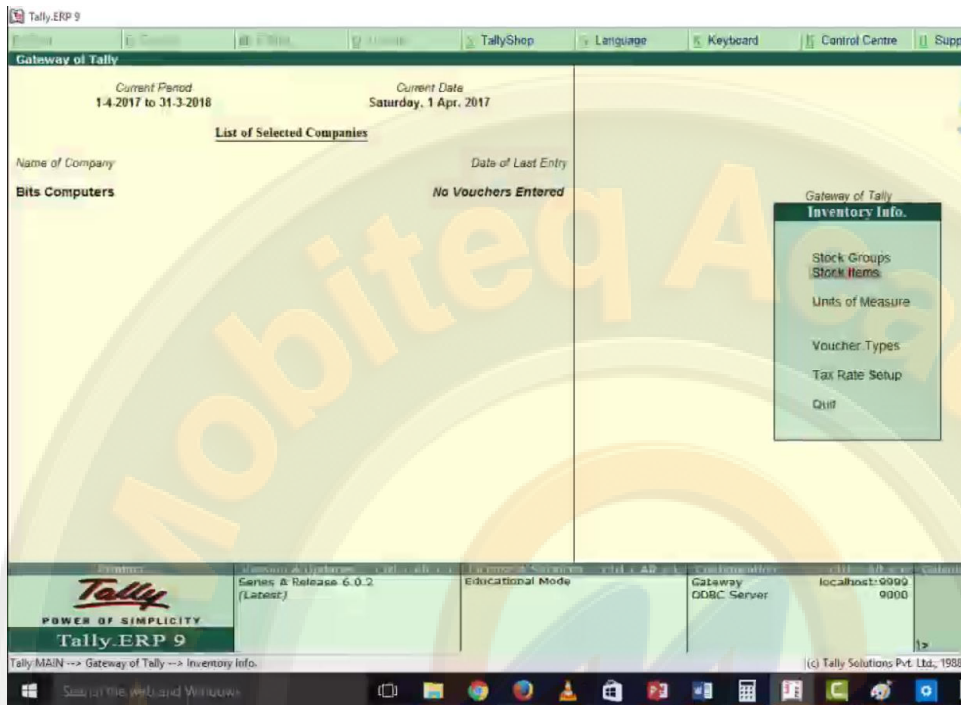
यहा से create को select करे |



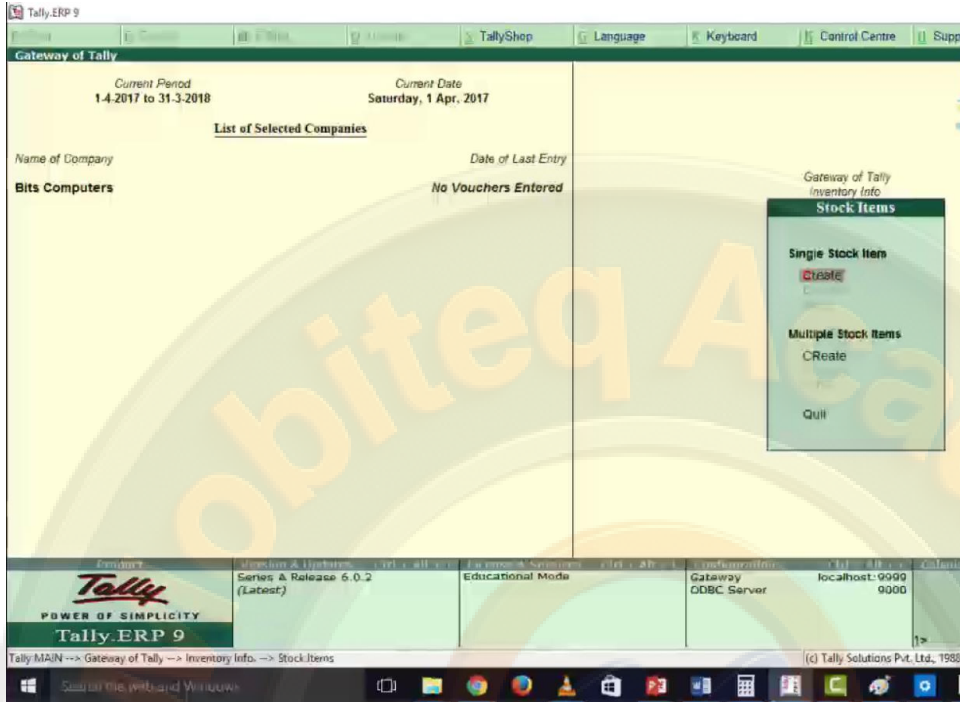
यहा पर unit creation screen available हो जाएगी।



अब हमे दो items create करनी है stock items को select करे |



यहा से create को select करे |



stock item creation screen available हो जाएगी यहा पर hp laptop की item create करनी है ।

Tally.ERP 9

City Computer Shop

Stock Item Alteration

Name: Hp Laptop  
(alias)

Under: LAPTOP  
Units: pcs

Statutory Information

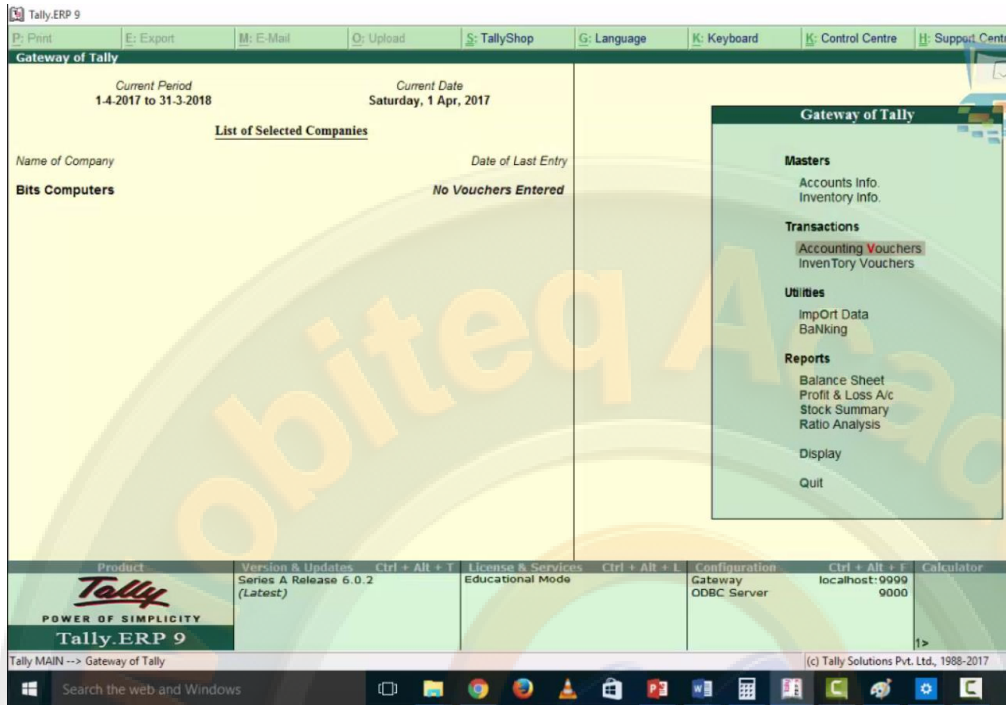
GST Applicable:  Applicable  
Set/alter GST Details: ? No  
Type of Supply: Goods  
Rate of Duty (eg 5): 0

Opening Balance	Quantity	Rate per	Value	Accept ?
	20 pcs			Yes No

Quit Accept

Tally MAIN -> Gateway of Tally -> Inventory Info. -> Stock Items -> Stock Item Alteration (c) Tally Solutions Pvt. Ltd., 1988-20

entries करने लिय सबसे पहले हम transaction के अंतर्गत accounting vouchers को select करेगे



sales का voucher select करेगे और sales की entry करेगे

Tally.ERP 9

Accounting Voucher Creation

City Computer Shop

Sales No. 3

Reference no.: 104

1-Jul-2017  
Saturday

Party A/c name : Drone Computer Intra Dr  
Current balance : 75,166.00 Dr  
Sales ledger : Sales Within State Intra

Name of Item	Quantity	Rate per	Amount
Hp Laptop	5 pcs	11,760.00 pcs	58,800.00
CGST			5,292.00
SGST			5,292.00

Narration:

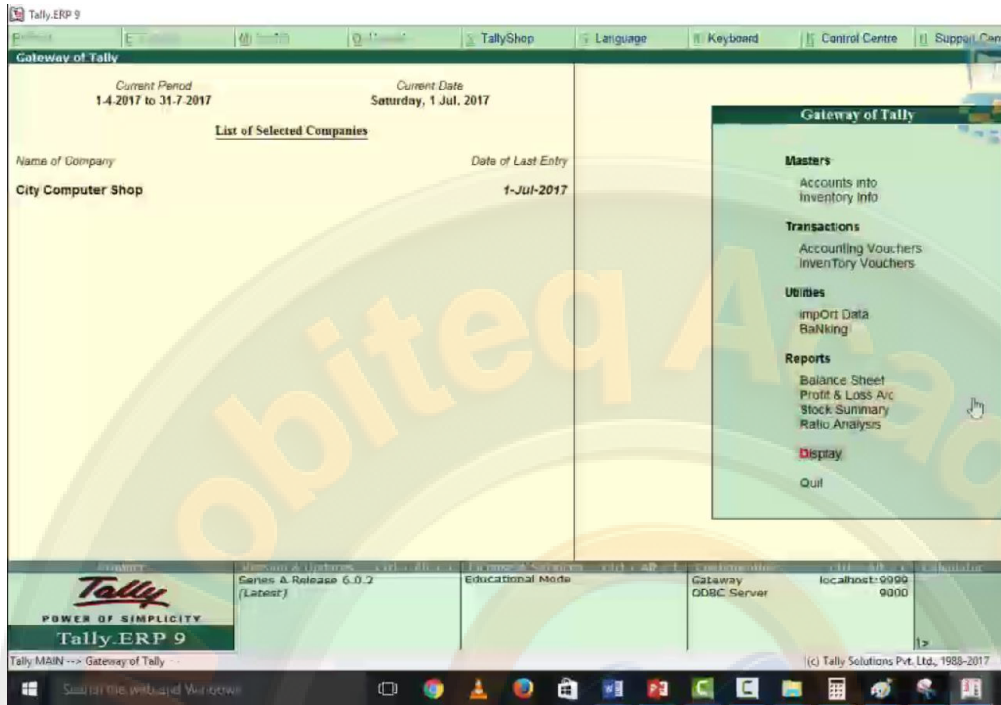
5 pcs

Accept ?  
Yes or No

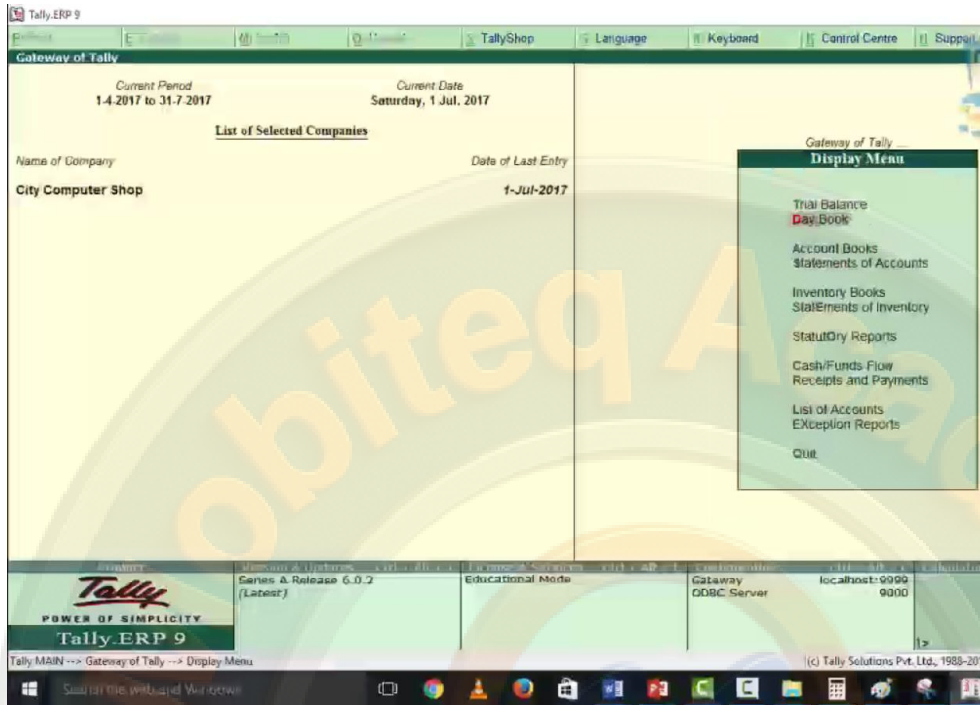
Quit Accept Delete Cancel

Tally MAIN --> Gateway of Tally --> Accounting Voucher Creation (c) Tally Solutions Pvt. Ltd., 1988-2017 Thu, 17 Aug. 2017 18:17:15

इसको देखने के लिय हम display को select करेगे



day book को select करेंगे



हमने यहा पर केवल दो ही बिल काटे है यदि हम इसपर enter करे और देखे किस प्रकार discount को enter किया गया है

17-2017 Deepal Computer Intra Dr Sales 1 69,394.00  
1-7-2017 Deepal Computer Rajpura Inter Dr Sales 2 75,165.00

Quit F5: Alter F7: Delete F8: Cancel F9: Duplicate F10: Add Voucher F11: Insert Voucher F12: Remove Line F13: Discount F14: Discount All F15: Select F16: Select All

Tally MAIN -> Gateway of Tally -> Display Menu -> Day Book (c) Tally Solutions Pvt. Ltd., 1988-2017 Thu, 17 Aug, 2017 17:10:32 05:18 PM 17-Aug-17

यहा discount की amount show हो रही है

Tally.ERP 9

Accounting Voucher Alteration (Secondary) City Computer Shop

Sales No. 1  
Reference no.: 101

Party A/c name : Drone Computer Intra Dr  
Current balance : 69,384.00 Dr  
Sales ledger : Sales Within State Intra

1-Jul-2017  
Saturday

Name of Item	Quantity	Rate per	Amount
Hp Laptop	5 pcs	12,000.00 pcs	60,000.00
CGST			5,292.00
SGST			5,292.00
Discount Sales		{12 %	(-11,200.00)
Narration:			5 pcs 69,384.00

Q: Quit    A: Accept    D: Delete    X: Cancel

Tally MAIN --> Gateway of Tally --> Display Menu --> Day Book --> Accounting Voucher Alteration (Secondary)    (c) Tally Solutions Pvt. Ltd., 1988-2017    Thu, 17 Aug, 2017    17:49:47

यहाँ GSTR-1 में sales से related information available है

Date	Particulars	GSTIN/UID	Vch Type	Vch No.	Taxable Value	Integrated Tax Amount	Central Tax Amount	State Tax Amount	Cost Amount	Total Tax Amount	Invoice Amount
1-7-2017	Deepal Computer Rajpura Inter Dr	03ABJH1234L224	Sales	1	63,700.00	11,466.00				11,466.00	75,166.00
1-7-2017	Diona Computer Intra Dr	06ABKK1245J3ZU	Sales	2	63,700.00		5,733.00	5,733.00		11,466.00	75,166.00
<b>Grand Total</b>					<b>1,27,400.00</b>	<b>11,466.00</b>	<b>5,733.00</b>	<b>5,733.00</b>		<b>22,932.00</b>	<b>1,50,332.00</b>

यहा deepal computer की entry है

Party A/c name	Deepal Computer Rajpura Inter Dr		
Current balance			
Sales ledger	Sales Other State Inter		
Name of Item	Quantity	Rate per	Amount
Hp Laptop	5 pcs	13,000.00 pcs	65,000.00
IGST			11,466.00
Discount Sales		(12 %)	(11,300.00)
Narration:			
5 pcs			Accept ?
			Yes No

GSTR-1 में sales से related बिल है

Tally.ERP 9

Print Export E-Mail Upload TallyShop Language Keyboard Control Centre Support Centre Help

Voucher Register City Computer Shop Ctrl + M

Vouchers of B2B Invoices 1-Jul-2017 to 31-Jul-2017

Date	Particulars	GSTIN/UIN	Vch Type	Vch No.	Taxable Value	Integrated Tax Amount	Central Tax Amount	State Tax Amount	Cess Amount	Total Tax Amount	Invoice Amount
1-7-2017	DeePal Computer Rajpura Inter Dr	03ABJKJ1234L224	Sales	1	63,700.00	11,466.00				11,466.00	75,166.00
1-7-2017	Drone Computer Intra Dr	06ABKJK1245J3ZU	Sales	2	63,700.00		5,733.00	5,733.00		11,466.00	75,166.00
<b>Grand Total</b>					<b>1,27,400.00</b>	<b>11,466.00</b>	<b>5,733.00</b>	<b>5,733.00</b>		<b>22,932.00</b>	<b>1,50,332.00</b>

Quit Ctrl + N

यहा पर deepal computer को जो sales की है उसपर discount की information है

Name of Item	Quantity	Rate per	Amount
Hp Laptop	5 pcs	13,000.00 pcs	65,000.00
IGST			11,466.00
Discount Sales		{12 %	{11,300.00
Narration:			5 pcs 75,166.00

Party A/c name: Deepal Computer Rajpura Inter Dr  
 Current balance: 75,166.00 Dr  
 Sales ledger: Sales Other State Inter

Buttons: Quit, Accept, Delete, Cancel

Tally MAIN -> Gateway of Tally -> Display Menu -> Day Book -> Accounting Voucher Alteration (Secondary)  
 (c) Tally Solutions Pvt. Ltd., 1988-2017 Thu, 17 Aug 2017

यहा पर cash discount से related example available है

Date	Particulars	Amount	GST		
			CGST	SGST	IGST
	NavTech COMPUTERS AMBALA CITY				
01/07/2017	Invested Capital In Cash	10000			
01/07/2017	Bank Balance In IDBI Bank Account	150000			
01/07/2017	Purchased 5 Laptops HP From, Ctech Computer, Ambala , Haryana @10000 Each. Enter Gst 18% = Cgst 9%+ Sgst 9% Taxation Details In Invoice. Discount on Purchase	50000	Input 4500	Input 4500	
01/07/2017	Purchased 5 Laptops HP From Creative Computer, Ludhiana , Punjab @10000 Each Enter IGST 18% Taxation Details In Invoice.	50000			Input 9000
02/07/2017	Sold 5 Laptops HP To Drone Computers, Ambala , Haryana @12000 Each Enter GST 18%=CGST 9%+ SGST 9% Taxation Details In Invoice.	60000	Output 5400	Output 5400	
02/07/2017	Sold 5 Laptops HP From Deepal Computers , Rajpura , Punjab @13000 Each Enter IGST 18% Taxation Details In Invoice.	65000			Output 11700
31/7/17	Creative computer offered 2% discount and we Paid complete amount to him (1180/-)	1180			
31/7/17	We offered 5% cash discount and Drone computer paid us within this month (3540/-)	3540			

यहा पर ledger की list available है जो हमने create कर ली है |



cash discount allowed sales के लिये create किया है

Tally ERP 9

Ledger Alteration NavTech Computers

Name <b>Cash Discount Allowed (Sales)</b>		<b>Total Opening Balance</b>	
(alias)		1,50,000.00 Dr	
		Difference	
		1,50,000.00 Dr	

Under	<b>Indirect Expenses</b>	Name	<b>Cash Discount Allowed (Sales)</b>
Inventory values are affected	? No	Address	
		Country	None
		Provide bank details	No
		PAN/IT No	

**Statutory Information**

Is GST Applicable ?  Not Applicable

Set/alter GST Details ?  No

Include in assessable value calculation for  Not Applicable

**Tax Registration Details**

Accept ?

Yes No

Opening Balance ( on 1-Apr-2017 ) :

Quit Accept

Tally MAIN -> Gateway of Tally -> Accounts Info -> Ledgers -> Ledger Alteration (c) Tally Solutions Pvt. Ltd., 1988

cash discount received purchase का ledger create किया है

Tally ERP 9

NavTech Computers

**Ledger Alteration**

Name: **Cash Discount Recieved (Purchase)** (alias)

**Total Opening Balance**

1,50,000.00 Dr

Difference

1,50,000.00 Dr

Under: **Indirect Incomes**

Inventory values are affected: ? No

**Statutory Information**

Is GST Applicable: ?  Not Applicable

Set/alter GST Details: ? No

Include in assessable value calculation for:  Not Applicable

**Mailing Details**

Name: **Cash Discount Recieved (Purchase)**

Address:

Country:  None

Provide bank details: No

**Tax Registration Details**

PAN/IT No:

Opening Balance { on 1-Apr-2017 } :

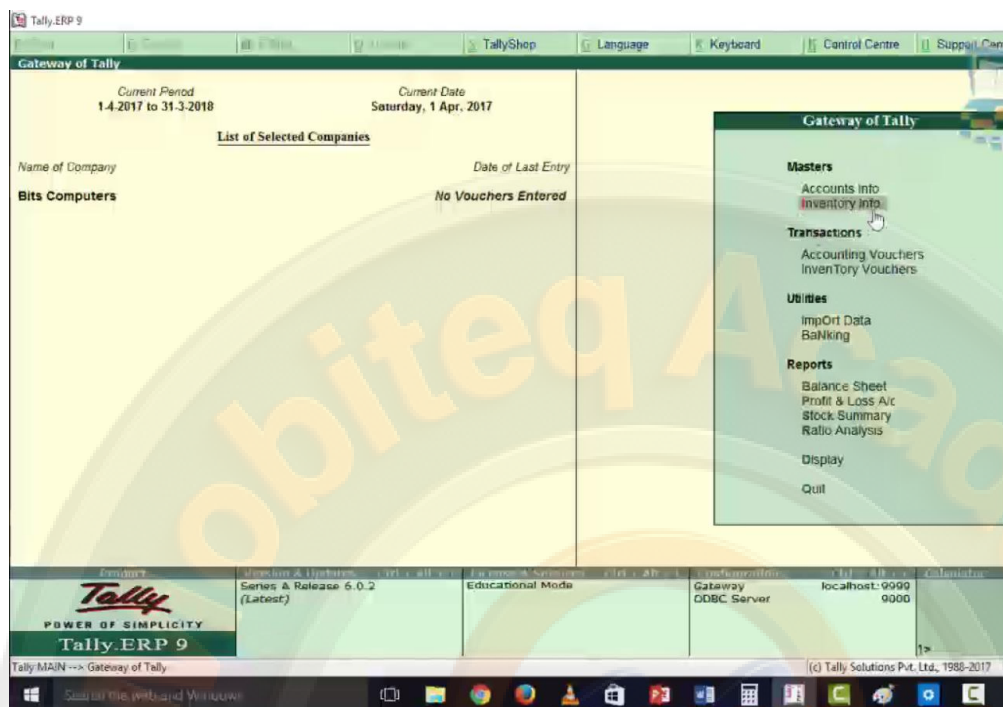
Accept ?

Yes No

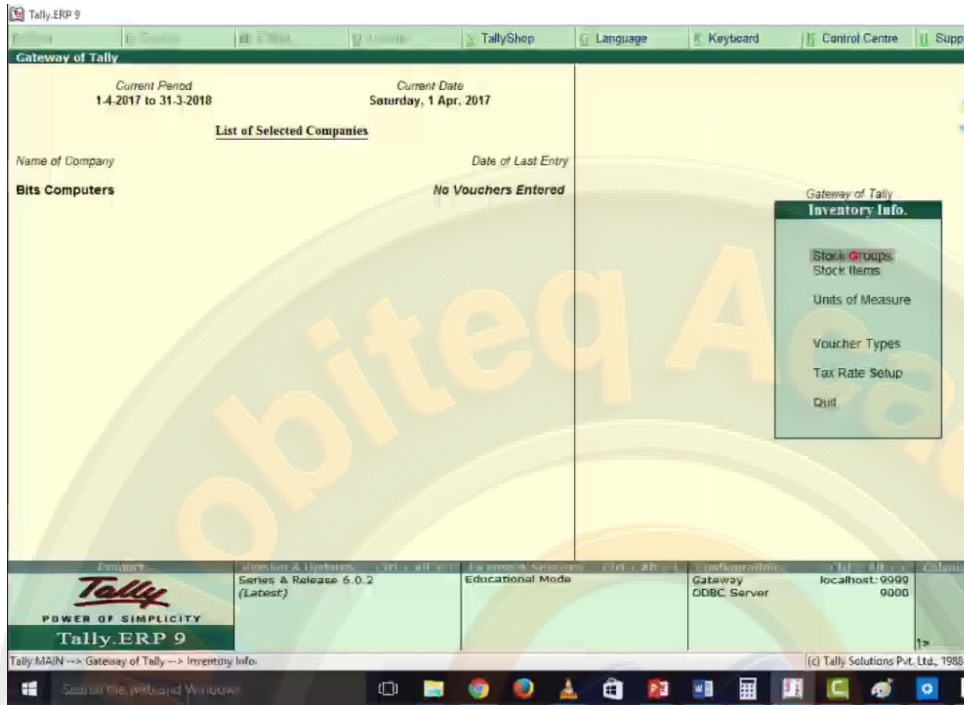
Quit Accept

Tally MAIN -> Gateway of Tally -> Accounts Info -> Ledgers -> Ledger Alteration (c) Tally Solutions Pvt. Ltd., 1988-2

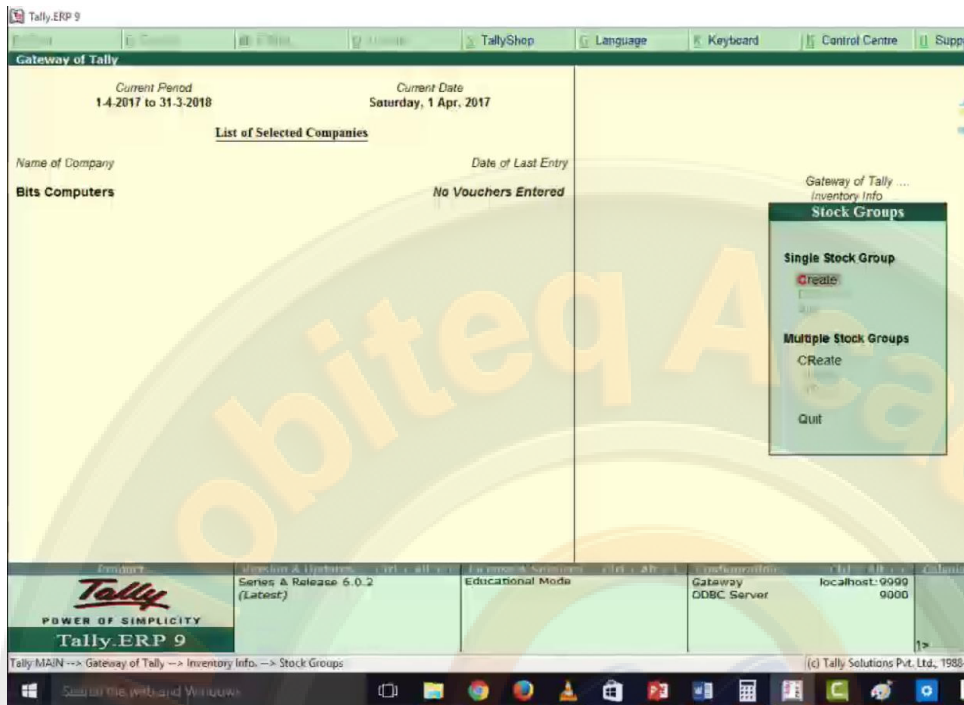
stock ledger create करने के लिय inventory info पर क्लिक करे |



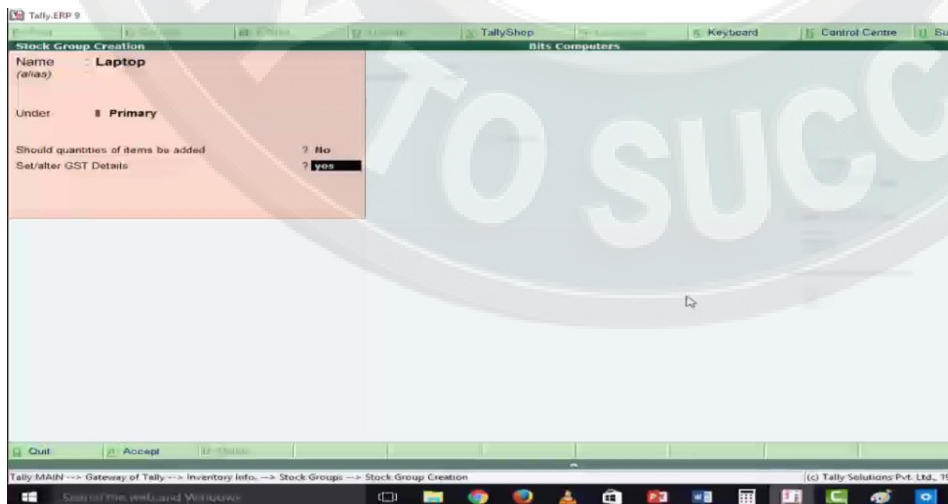
यहां से stock group को select करें।

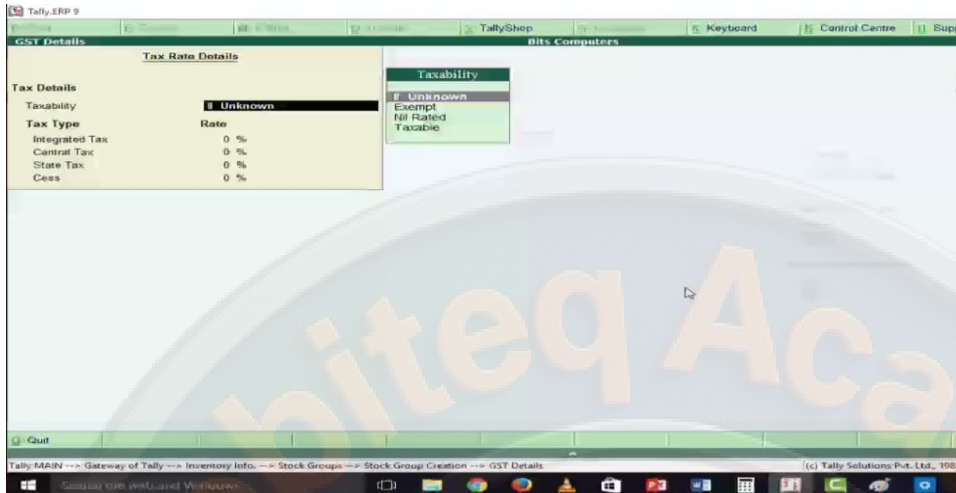


यहां से create को select करें

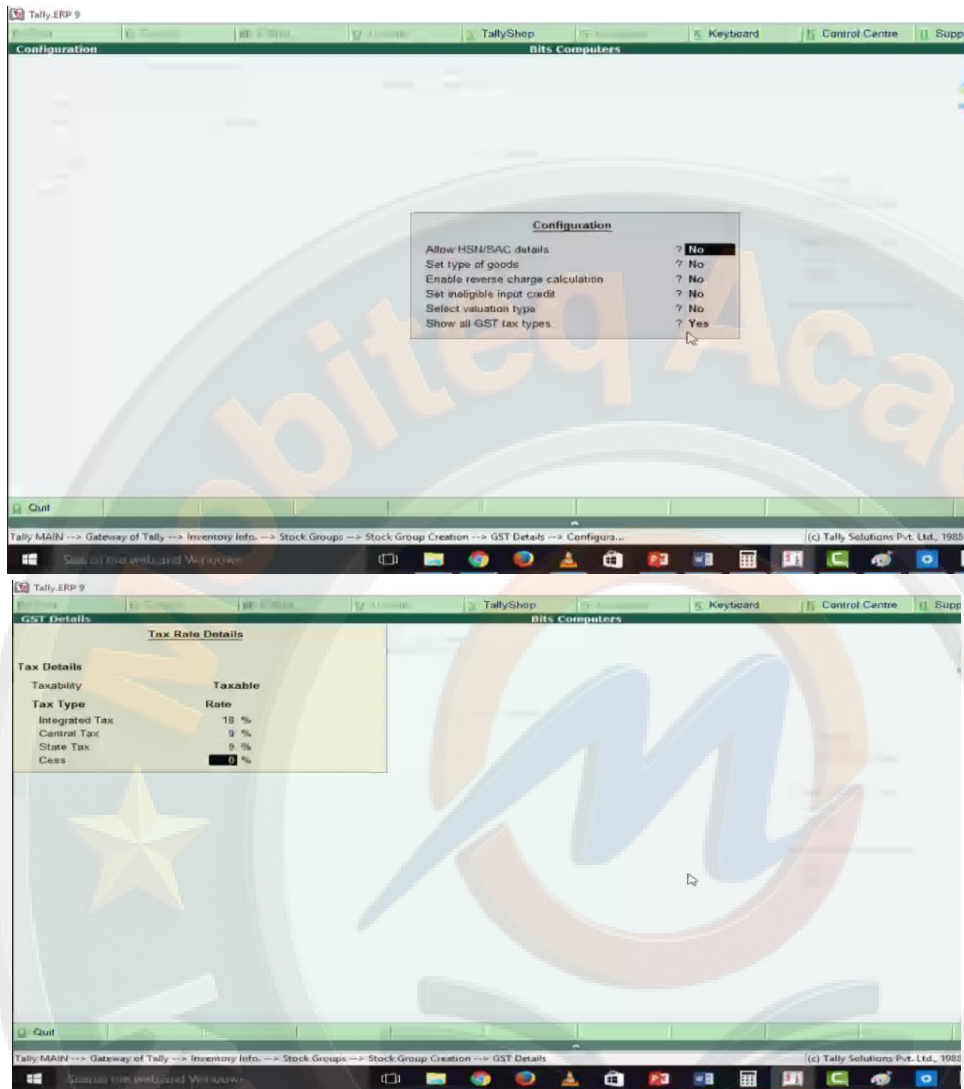


stock group creation की screen available हो जाएगी यहाँ पर stock group का name और set/alter gst details को yes करे यह taxability पूछेगा यह taxable है ।

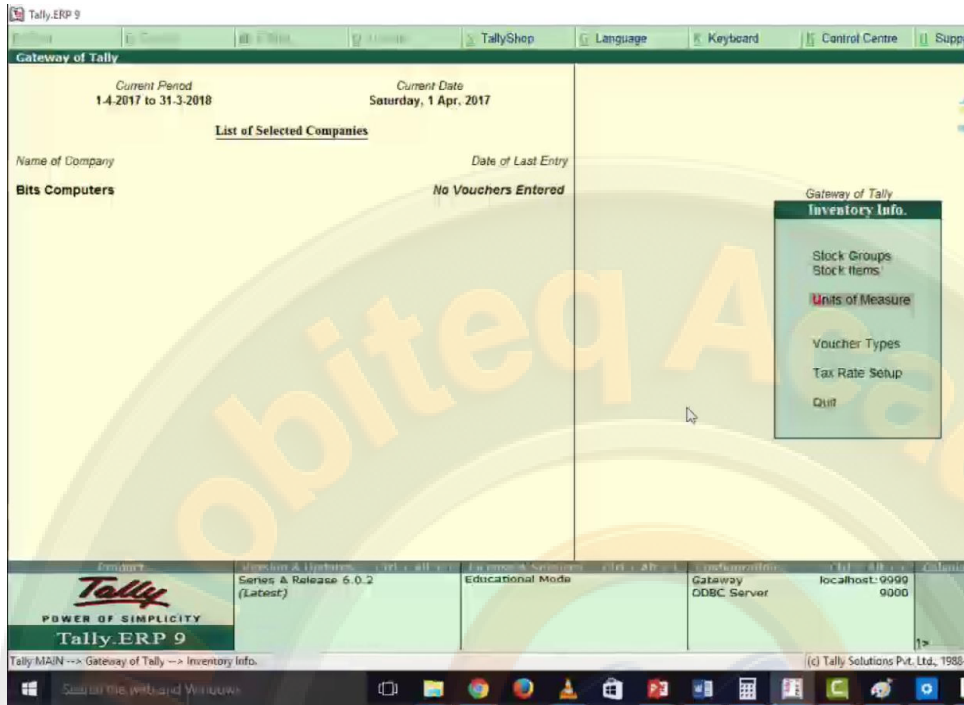




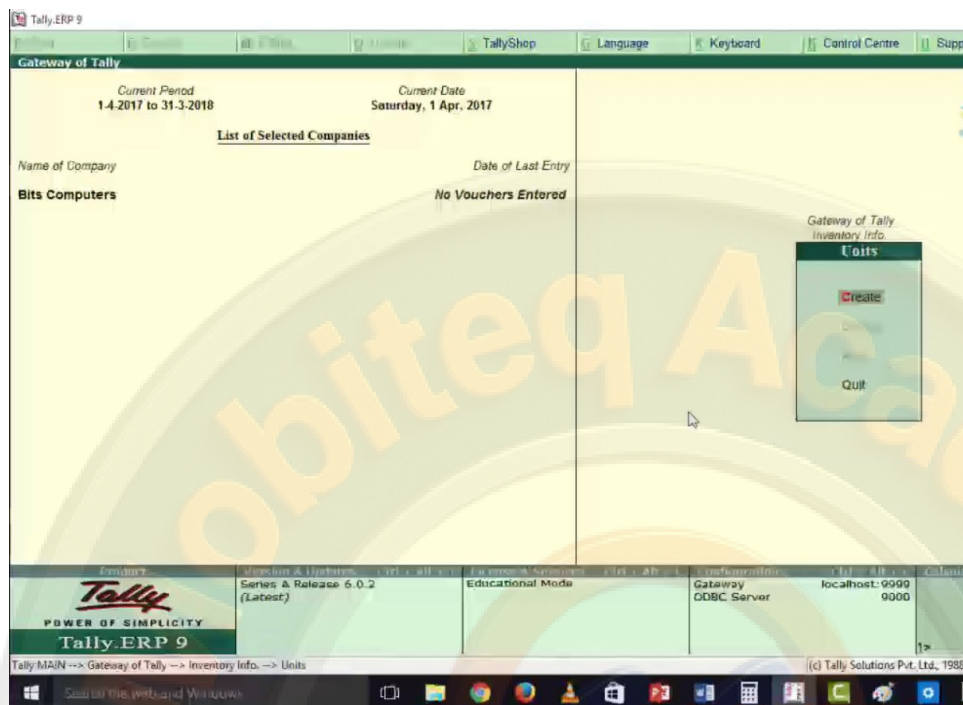
आप configuration buton या F12 से setting को yes no कर सकते है हमे पता है integrated tax 18% है उसको fill करेगे ये खुद ही cgst ओर sgst को 9% कर देगा ।



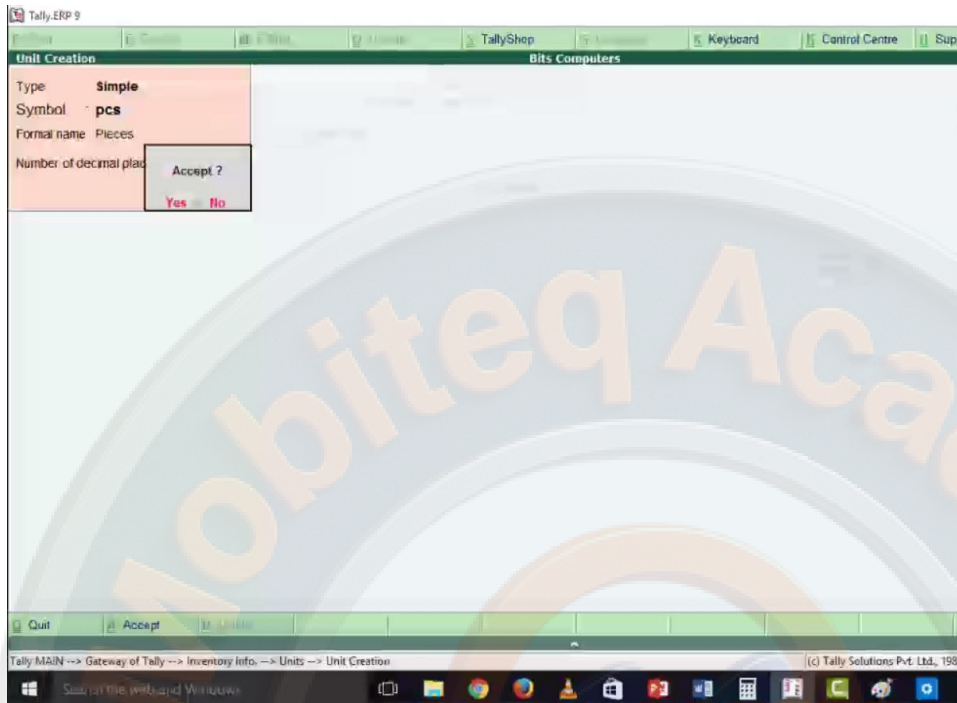
अब एक unit create करना है यहा से unit of measurement को select करे |



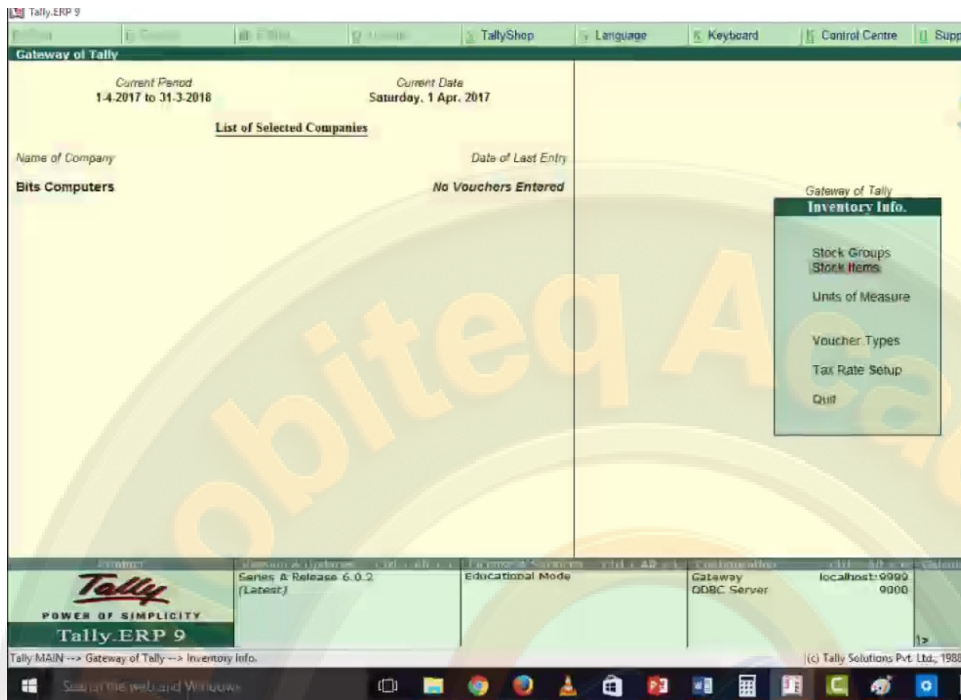
यहां से create को select करें ।



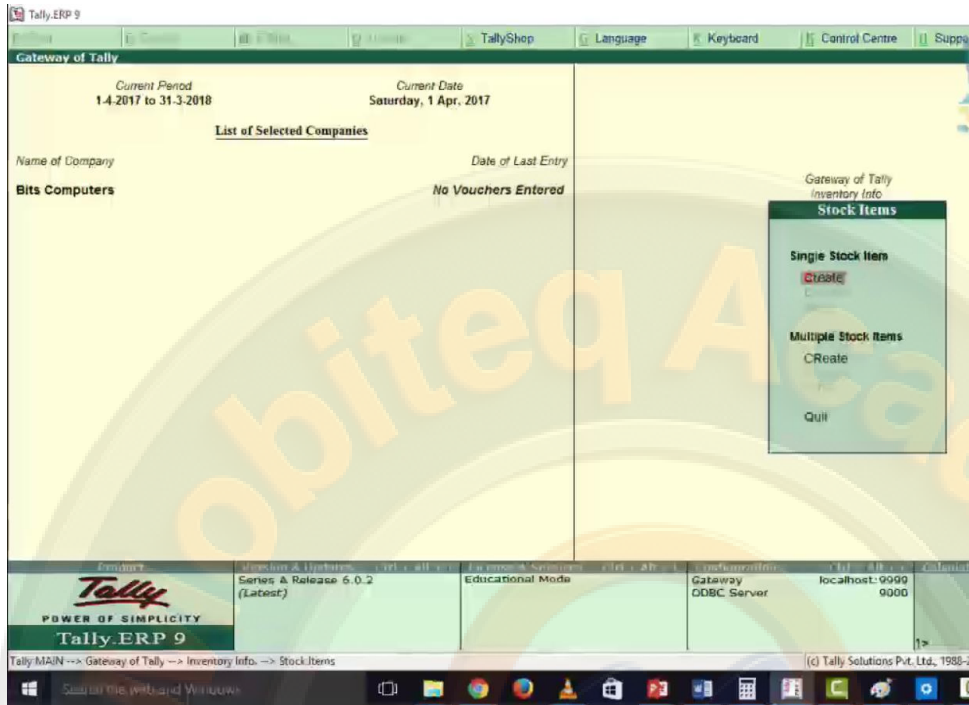
यहां पर unit creation screen available हो जाएगी।



अब हमे दो items create करनी है stock items को select करे।



यहां से create को select करें ।



stock item creation screen available हो जाएगी यहा पर hp laptop की item create करनी है ।

The screenshot shows the 'Stock Item Creation' window in Tally ERP 9. The window title is 'Bits Computers'. The 'Name' field contains 'Hp Laptop' with '(alias)' below it. The 'Under' field is 'Laptop' and the 'Units' field is 'pcs'. The 'Statutory Information' section includes: 'GST Applicable' (Applicable), 'Set/alter GST Details' (No), 'Type of Supply' (Goods), and 'Rate of Duty (eg 5)' (0). At the bottom, there is a table with columns: 'Opening Balance', 'Quantity', 'Rate per', 'Value', and 'Accept?'. The 'Accept?' column has 'Yes' and 'No' options. The window also shows a 'Quit' button and an 'Accept' button.

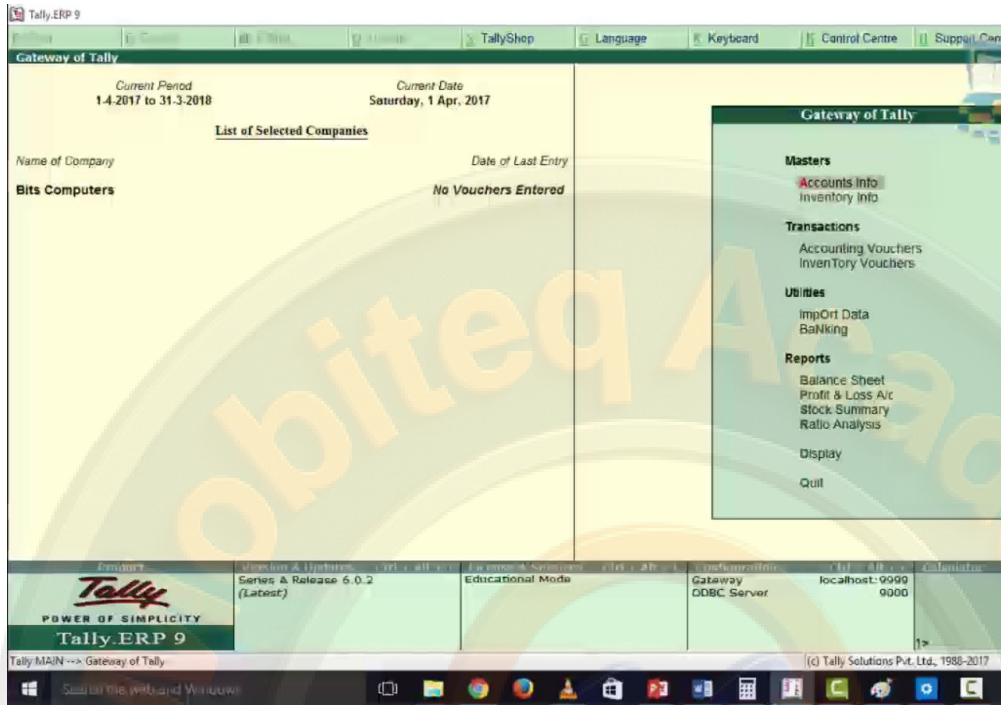
Opening Balance	Quantity	Rate per	Value	Accept?
				Yes No

यहा पर dell laptop की items create करनी है ।

The screenshot shows the 'Stock Item Creation' window in Tally ERP 9. The window title is 'Stock Item Creation' and the company name is 'Bits Computers'. The 'Name' field contains 'Dell Laptop' with '(alias)' below it. The 'Under' field is set to 'Primary' and 'Units' is 'pcs'. The 'Statutory Information' section includes: 'GST Applicable' (checked), 'Set/alter GST Details' (No), 'Type of Supply' (Goods), and 'Rate of Duty (eg 5)' (0). At the bottom, there is a table with columns: 'Opening Balance', 'Quantity', 'Rate per', 'Value', and 'Accept?'. The 'Accept?' column has 'Yes' and 'No' options. The window has a 'Quit' button and an 'Accept' button. The taskbar at the bottom shows the Windows Start menu and various application icons.

Opening Balance	Quantity	Rate per	Value	Accept?
				Yes No

हम esc करके gateway of tally में आ जाते हैं यहा से accounts info को select करे



capital की entry की है

Account: Cash  
Cur Bal: 10,000.00 Dr

Particulars	Amount
Capital Cur Bal 10,000.00 Cr	10,000.00

Narration

Accept ?  
Yes No

Quit Accept Delete Cancel

Tally MAIN --> Gateway of Tally --> Display Menu --> Day Book --> Accounting Voucher Alteration (Secondary) (c) Tally Solutions Pvt. Ltd., 1988-2017 Thu, 17 Aug 2017 21:38:23

purchase voucher में creative computer ludhiana की entry की है

Name of Item	Quantity	Rate per	Amount
HP Laptop	5 pcs	10,000.00 pcs	50,000.00
IGST			9,000.00

Narration: \_\_\_\_\_

5 pcs

Accept ?  
Yes No

Quit Accept Delete Cancel

Tally: MAIN -> Gateway of Tally -> Display Menu -> Day Book -> Accounting Voucher Alteration (Secondary) (c) Tally Solutions Pvt. Ltd., 1988-2017 Thu, 17 Aug 2017 21:38:43

9:38 PM 17-Aug-17

यहा पर purchase voucher में ctch computer hry की entry की है

Party A/c name	Ctech Computers Hry Cr Intra		
Current balance	59,000.00 Cr		
Purchase ledger	Purchase Intra State		

Name of Item	Quantity	Rate per	Amount
HP Laptop	5 pcs	10,000.00 pcs	50,000.00
CGST			4,500.00
SGST			4,500.00

Narration: \_\_\_\_\_ 5 pcs

Accept ?  
Yes No

Quit Accept Delete Cancel

Tally MAIN --> Gateway of Tally --> Display Menu --> Day Book --> Accounting Voucher Alteration (Secondary) (c) Tally Solutions Pvt. Ltd., 1988-2017 Thu, 17 Aug, 2017 21:38:08

payment voucher में entry की है

Account	Idbi Account	
Cur Bal	1,59,440.00 Dr	
Particulars		Amount
Creative Computer Ludhiana, Po Inter Cr		57,820.00
Cur Bal	0.00 Dr	
Agst Rel Cr101	57,820.00 Dr	

Narration: \_\_\_\_\_ 57,820.00

Accept ?  
Yes No

Quit Accept Delete Cancel

Tally MAIN --> Gateway of Tally --> Display Menu --> Day Book --> Accounting Voucher Alteration (Secondary) (c) Tally Solutions Pvt. Ltd., 1988-2017 Thu, 17 Aug, 2017 21:41:01

एक journal voucher में entry पास की है

Tally.ERP 9

Accounting Voucher Alteration (Secondary) NavTech Computers 2-Jul-2017 Sunday

Journal No. 1

Particulars	Debit	Credit
By Creative Computer Luchiana ,Pb Inter Cr Cur Bal: 0.00 Dr Agst Ref Cr101 1,180.00 Dr	1,180.00	
To Cash Discount Received (Purchase) Cur Bal: 1,180.00 Cr		1,180.00
Narration:	1,180.00	1,180.00

Quit Accept Delete Cancel

Ctrl + M

F1: Accounting Vouch  
F2: Inventory Vouch  
F3: Date  
F4: Company  
F5: Contra  
F6: Payment  
F7: Receipt  
F8: Journal  
F9: Sales  
F10: Credit Note  
F11: Purchase  
F12: Debit Note  
F13: Reversing Jour  
F14: Memo  
F15: Stat Adjustmen  
F16: Post-Dated  
F17: Optional  
F18: Features  
F19: Configure

receipt voucher में entry की है

Accounting Voucher Alteration (Secondary)		NavTech Computers	Ctrl + M
Receipt No. 2		2-Jul-2017 Sunday	
Account : Idbi Account Cur Bal: 1,59,440.00 Dr			
Particulars	Method of Adj.	Amount	
Drone Comp	Advance	67,260.00	
Cur Bal:			
Agst Ref:	Agst Ref	67,260.00 Cr	
	New Ref		
	On Account		
Narration:		67,260.00	

account book को select करे यहा पर purchase payment और discount की information available हो जाएगी

Date	Description	Particulars	Debit	Credit
1-7-2017	Purchase (Inter State)			59,000.00
2-7-2017	Idbi Account	Payment	57,820.00	
2-7-2017	Cash Discount Received (Purchase)	Journal	1,180.00	
				59,000.00
Opening Balance				59,000.00
Current Total				59,000.00
Closing Balance :				

Quit Filter Alter Delete Cancel Duplicate Add Voucher Insert Voucher Remove Line Display Select Select All

Tally MAIN -> Gateway of Tally -> Display Menu -> Account Books -> Ledger Vouchers (c) Tally Solutions Pvt. Ltd., 1988-2017 Thu, 17 Aug 2017 21:45:47

account book को select करे यहा पर sales payment और discount की information available हो जाएगी इस प्रकार हम discount की entry कर सकते है

Tally.ERP 9

Print | Export | E-Mail | Upload | TallyShop | Language | Keyboard | Control Centre | Support Centre | Help

**Ledger Vouchers** NavTech Computers Ctrl + M

Ledger: **Drone Computers Hry Dr** 1-Jul-2017 to 2-Jul-2017

Date	Particulars	Vch Type	Vch No	Debit	Credit
2-7-2017	Sales Intra State	Sales	1	70,800.00	
2-7-2017	Idbi Account	Receipt	2		67,260.00
2-7-2017	Cash Discount Allowed (Sales)	Journal	2		3,540.00

Opening Balance :  
 Current Total : **70,800.00**    **70,800.00**  
**Closing Balance :**

Quit | Alter | Delete | Cancel | Duplicate | Add Voucher | Insert Voucher | Remove Line | Restore Line | Restore All | Select | Select All

Tally MAIN --> Gateway of Tally --> Display Menu --> Account Books --> Ledger Vouchers (c) Tally Solutions Pvt. Ltd., 1988-2017 Thu, 17 Aug, 2017 21:46:14




अब हम जानेगे यदि हम कोई goods और services को किसी दुसरे देश से imports करते है तो उसको किस प्रकार से gst में enter करेगे यहा पर हम goods को import करने के बारे में जानेगे

- When we import GOODS from some other country than IGST( applicable) automatically calculated on imported amount of invoice.

जब भी हम किसी दुसरे देश से goods या services imports करते है तो उस पर igst charge किया जायेगा यहा एक example दिया हुआ है इसको समझते है

## Import Goods under GST Example In Tally 9 ERP

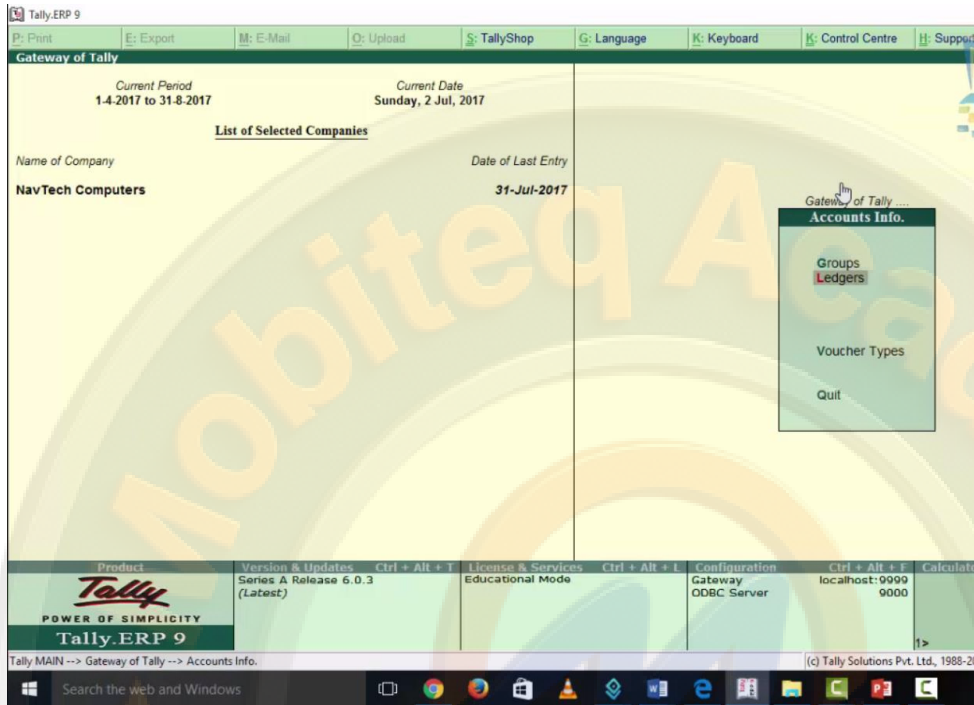
S.No	Name	Under
1	Purchase Import (taxable import)	Purchase
2	CN Batteries	Sundry Creditors
3	Battery ( For example only)	Stock item



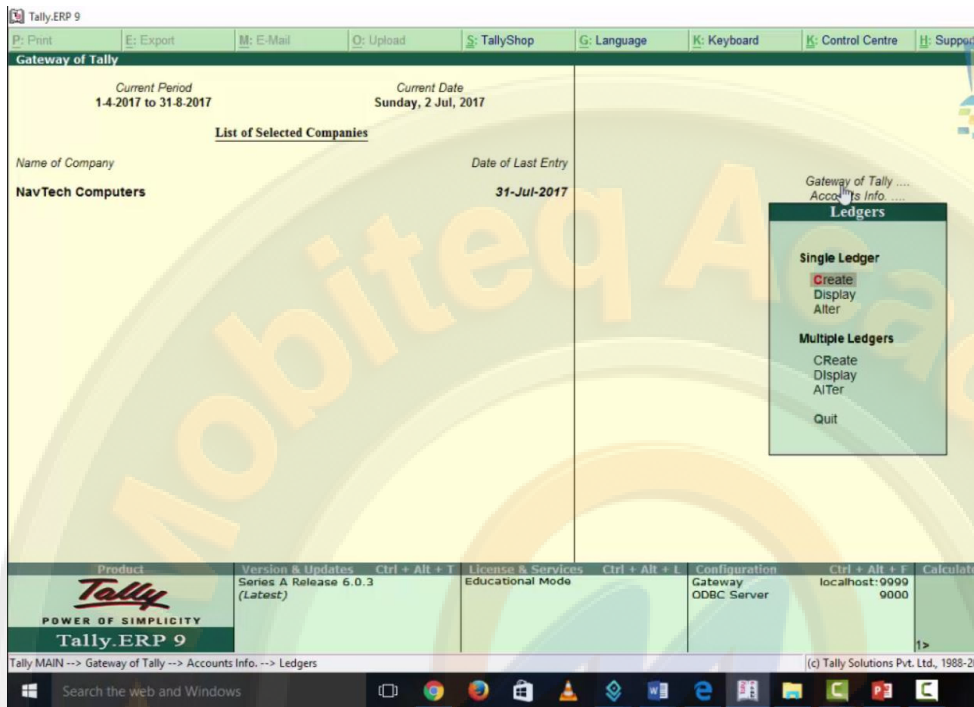
यहा हमने एक navtech computer के name से company create की है यहा से हम account info को select करेगे



यहाँ से ledger को select करें



यहाँ से single ledger के अंतर्गत create को select करेंगे



यहा Cn batteries का ledger create किया है

Tally.ERP 9

Print | Export | E-Mail | Upload | TallyShop | Language | Keyboard | Control Centre | Support

### Ledger Alteration

NavTech Computers

Name : Cn Batteries (alias) :		<b>Total Opening Balance</b>	
		1,50,000.00 Dr	
		<i>Difference</i>	
		1,50,000.00 Dr	

Under : Sundry Creditors (Current Liabilities)	Name : Cn Batteries
Maintain balances bill-by-bill ? No	Address :
Inventory values are affected ? No	Country : Japan
	Provide bank details : No
	<b>Tax Registration Details</b>
	PAN/IT No. :
	Set/alter GST details ? No

Opening Balance (on 1-Apr-2017) :

Accept ?  
Yes or No

Quit | Accept | Delete

Tally MAIN --> Gateway of Tally --> Accounts Info. --> Ledgers --> Ledger Alteration (c) Tally Solutions Pvt. Ltd., 198

Search the web and Windows

purchase taxable imported account create किया है यहा पर gst details को yes करेगे और gst details fill करेगे

The screenshot displays the Tally ERP 9 interface for creating a ledger. The main window is titled 'Ledger Alteration' for 'Purchase Taxable Imported'. It shows the 'Total Opening Balance' as 1,50,000.00 Dr and a 'Difference' of 1,50,000.00 Dr. The 'Statutory Information' section is set to 'Applicable' with 'Goods' as the 'Type of Supply'. The 'Mailing Details' and 'Tax Registration Details' sections are currently empty.

The bottom window shows 'GST Details' for the same ledger. The 'Nature of transaction' is 'Imports Taxable'. The 'Tax Details' section shows 'Taxability' as 'Taxable' and 'Tax Type' as 'Rate' with a rate of 18% for 'Integrated Tax' and 0% for 'Cess'. The 'Natures of Transaction' list includes 'Imports Taxable' as the selected option.

GST Details for Ledger: Purchase Taxable Imported	
Nature of transaction	Imports Taxable
<b>Tax Details</b> (From 1-Jul-2017)	
Taxability	Taxable
Tax Type	Rate
Integrated Tax	18 %
Cess	0 %

Natures of Transaction	
Not Applicable	
Branch Transfer Inward	
Imports Exempt	
<b>Imports Taxable</b>	
Interstate Purchase Exempt	
Interstate Purchase Nil Rated	
Interstate Purchase Taxable	
Purchase Exempt	
Purchase From Composition Dealer	
Purchase From SEZ - Exempt	
Purchase From SEZ - Taxable	
Purchase From Unregistered Dealer - Exempt	
Purchase From Unregistered Dealer - Taxable	
Purchase Nil Rated	
Purchase Taxable	

purchase taxable imported ledger create हो गया है

Tally.ERP 9

P: Print E: Export M: E-Mail O: Upload S: TallyShop G: Language K: Keyboard K: Control Centre H: Supp

**Ledger Alteration** NavTech Computers

Name : Purchase Taxable Imported  
(alias) :

<b>Total Opening Balance</b>	
	1,50,000.00 Dr
<b>Difference</b>	
	1,50,000.00 Dr

Under : Purchase Accounts

Inventory values are affected ? Yes

**Statutory Information**

Is GST Applicable ?  Applicable  
Set/alter GST Details ? Yes  
Type of Supply : Goods

**Mailing Details**

Name :  
Address :

Provide bank details : No

**Tax Registration Details**

PAN/IT No. :

Opening Balance ( on 1-Apr-2017 ) :

Accept ?  
Yes or No

Q: Quit A: Accept D: Delete

Tally MAIN --> Gateway of Tally --> Accounts Info. --> Ledgers --> Ledger Alteration (c) Tally Solutions Pvt. Ltd., 1988

Search the web and Windows

stock की information के लिये inventory info को select करे

The screenshot shows the Tally ERP 9 Gateway of Tally interface. The main window displays the 'List of Selected Companies' with the following data:

Name of Company	Date of Last Entry
NavTech Computers	31-Jul-2017

At the top, the 'Current Period' is 1-4-2017 to 31-8-2017 and the 'Current Date' is Sunday, 2 Jul, 2017. A menu is open on the right side, showing the following options:

- Masters**
  - Accounts Info
  - Inventory Info
- Transactions**
  - Accounting Vouchers
  - Inventory Vouchers
- Utilities**
  - ImpOrt Data
  - BaNking
- Reports**
  - Balance Sheet
  - Profit & Loss A/c
  - Stock Summary
  - Ratio Analysis
- Display
- Quit

The bottom status bar shows the product name 'Tally.ERP 9', version 'Series A Release 6.0.3 (Latest)', and license 'Educational Mode'. The taskbar at the bottom includes the Windows search bar and various application icons.

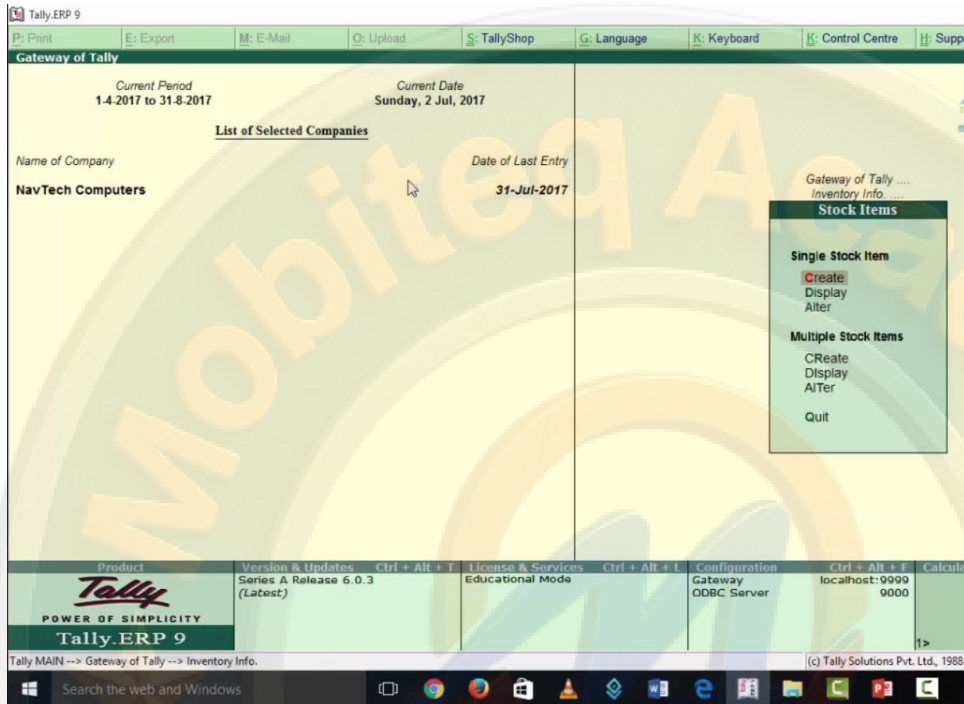
stock items को select करे

The screenshot shows the Tally ERP 9 Gateway of Tally interface. At the top, there are menu options: P: Print, E: Export, M: E-Mail, O: Upload, S: TallyShop, G: Language, K: Keyboard, K: Control Centre, and H: Support. The main area is divided into two columns. The left column displays 'Current Period 1-4-2017 to 31-8-2017' and 'Current Date Sunday, 2 Jul, 2017'. Below this is a 'List of Selected Companies' table with the following data:

Name of Company	Date of Last Entry
NavTech Computers	31-Jul-2017

The right column contains an 'Inventory Info.' menu with the following options: Stock Groups, Stock Items (highlighted), Units of Measure, Voucher Types, Copy Allocation Details, Tax Rate Setup, and Quit. At the bottom, there is a status bar with the following information: Product Tally ERP 9, Version & Updates Series A Release 6.0.3 (Latest), License & Services Educational Mode, Configuration Gateway ODBC Server, and localhost:9090 9000. The Windows taskbar is visible at the bottom with the search bar and various application icons.

single stock items के अंतर्गत create को select करे



stock item alteration screen available हो जाएगी battery stock item को create करेंगे

Tally.ERP 9

Stock Item Alteration

Name : **Battery**  
(alias)

Under : **Primary**  
Units : **pcs**

Statutory Information

GST Applicable : **Applicable**  
Set/alter GST Details : **No**  
Type of Supply : **Goods**  
Rate of Duty (eg 5)

Applicability

**Applicable**  
**Not Applicable**

Opening Balance	Quantity	Rate per	Value

Quit Accept Delete

Tally MAIN --> Gateway of Tally --> Inventory Info. --> Stock Items --> Stock Item Alteration (c) Tally Solutions Pvt. Ltd., 1988-

---

Tally.ERP 9

GST Details

GST Details for Stock Item: **Battery**

Tax Details

Calculation type : **On Value**  
Taxability : **Taxable**  
Tax Type : **Rate**  
Integrated Tax : **18 %**  
Cess : **0 %**

Quantity	Rate per	Value

Quit

Tally MAIN --> Gateway of Tally --> Inventory Info. --> Stock Items --> Stock Item Alteration --> GST Details (c) Tally Solutions Pvt. Ltd., 1988-

Tally.ERP 9

Print | Export | E-Mail | Upload | TallyShop | Language | Keyboard | Control Centre | Support

**Stock Item Alteration** NavTech Computers

Name : **Battery**  
(alias) :

Under : **Primary**  
Units : **pcs**

**Statutory Information**

GST Applicable : **Applicable**  
Set/alter GST Details : **Yes**  
Type of Supply : **Goods**  
Rate of Duty (eg 5) : **0**

Opening Balance	Quantity	Rate per	Value	Accept ?
				Yes or No

Quit | Accept | Delete

Tally MAIN --> Gateway of Tally --> Inventory Info. --> Stock Items --> Stock Item Alteration (c) Tally Solutions Pvt. Ltd., 1985-2

यहा से accept कर ले

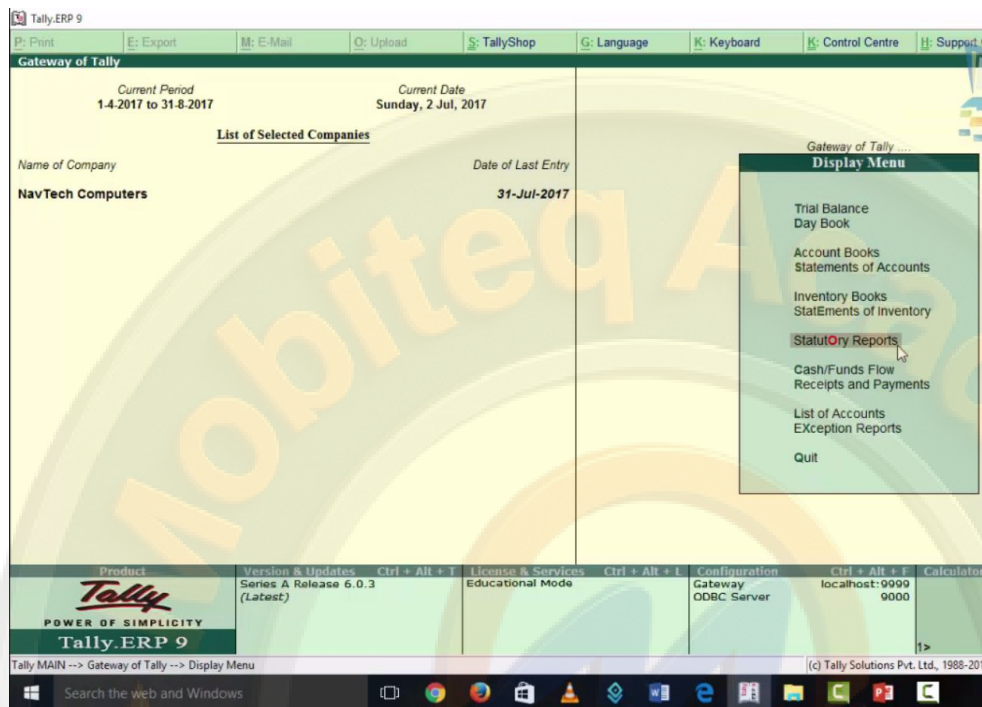
यहा पर purchase voucher को select करे और cn battery से related information को fill करे और accept कर लेंगे |

Accounting Voucher Alteration (Secondary) NavTech Computers			
Purchase No. 9		Date : 2-Jul-2017	
Supplier invoice no. : CNB100		2-Jul-2017 Sunday	
Party A/c name : Cn Batteries			
Current balance : 1,00,000.00 Cr			
Purchase ledger : Purchase Taxable Imported			
Name of Item	Quantity	Rate per	Amount
Battery	50 pcs	2,000.00 pcs	1,00,000.00
II End of List			
Provide GST details : <input type="radio"/> No <input checked="" type="radio"/> Yes			
Narration:		50 pcs	1,00,000.00
<input type="button" value="Quit"/> <input type="button" value="Accept"/> <input type="button" value="Delete"/> <input type="button" value="Cancel"/>			

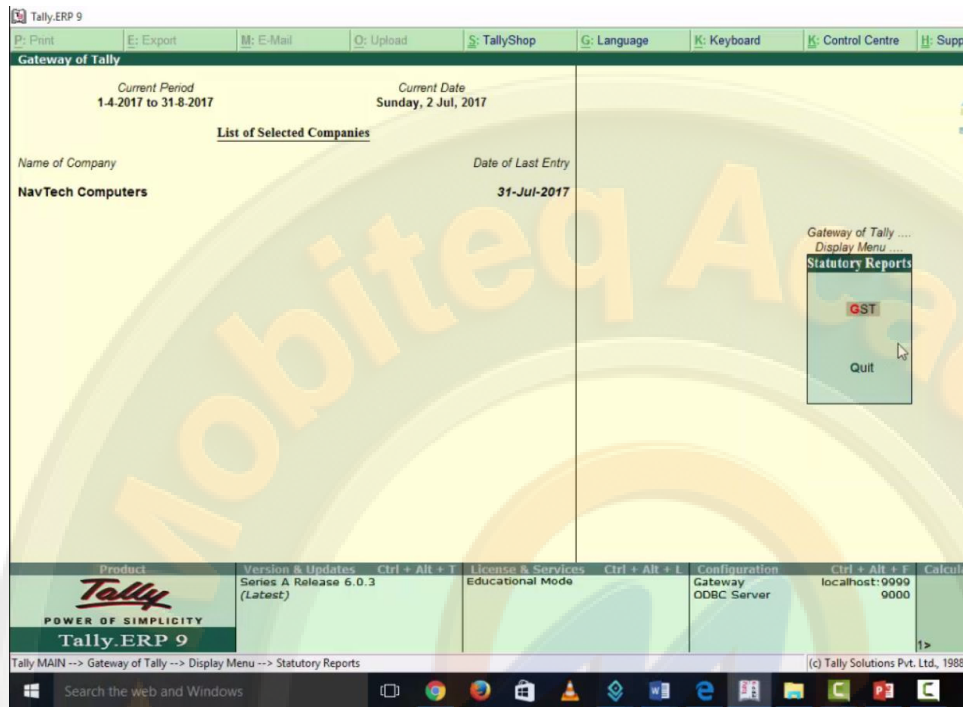
इसका effect देखने के लिय display को select करे



यहाँ से statutory reports को select करें



यहा से gst को select करे



GSTR- 2 को select करे

The screenshot shows the Tally.ERP 9 software interface. At the top, the title bar reads 'Tally.ERP 9'. Below it is a menu bar with options: Print, Export, E-Mail, Upload, TallyShop, Language, Keyboard, Control Centre, and Support. The main window is titled 'Gateway of Tally' and displays the following information:

- Current Period: 1-4-2017 to 31-8-2017
- Current Date: Sunday, 2 Jul, 2017
- List of Selected Companies:
- Name of Company: NavTech Computers
- Date of Last Entry: 31-Jul-2017

A 'GST Reports' menu is open, showing the following options:

- GSTR-1
- GSTR-2** (highlighted)
- GSTR-3B
- Challan Reconciliation
- GST Rate Setup
- Update Party GSTIN
- Quit

The bottom status bar shows the following details:

- Product: Tally.ERP 9
- Version & Updates: Series A Release 6.0.3 (Latest)
- License & Services: Educational Mode
- Configuration: Gateway ODBC Server
- localhost:9090 9000

The Windows taskbar at the bottom shows the search bar and several application icons. A large watermark is visible in the background, reading 'KEY TO SUCCESS' and 'Mobitedq Academy'.

यहा देखे import of goods invoices दिया हुआ है integrated tax amount दिया हुआ है इसका अर्थ है हमे यहा पर input tax credit मिल जायेगा

Table No.	Particulars	Count	Taxable Value	Integrated Tax Amount	Central Tax Amount	State Tax Amount	Cess Amount	Tax Amount	Invoice Amount
4	B2B Invoices								
5	Import of Goods Invoices	1	1,00,000.00	18,000.00				18,000.00	1,00,000.00
6	Import of Services Invoices	1	50,000.00	9,000.00				9,000.00	50,000.00
7	Credit/Debit Notes								
8	Nil Rated Invoices	5	2,50,000.00						2,50,000.00
9	ISD Credit								
10(1)	TDS Credit								
10(2)	TCS Credit								
11	ITC Received								
12	Tax liability under Reverse Charge on Advance								
13	Tax Paid under Reverse Charge on Advance								
14	ITC Reversal								

Note: Tables 1-3 capture generic information already available on the portal, and are not displayed here.


Voucher Register										
NavTech Computers										
Vouchers of : Import of Goods Invoices										1-Jul-2017 to 31-Jul-2017
Date	Particulars	GSTIN/UIIN	Vch Type	Vch No.	Taxable Value	Integrated Tax Amount	Central Tax Amount	State Tax Amount	Cess Amount	Invoice Amount
2-7-2017	Cn Battnes		Purchase	9	1,00,000.00	18,000.00				1,00,000.00
<b>Grand Total</b>					<b>1,00,000.00</b>	<b>18,000.00</b>				<b>1,00,000.00</b>

## IMPORTS SERVICES (PURCHASE) IN GST

---

- When we import SERVICES from some other country than IGST automatically calculated on imported amount of invoice.

यहा पर import services का एक example है



Import Services under GST Example In Tally 9 ERP		
S.No	Name	Under
1	Purchase Services Import (taxable import)	Purchase
2	CN Services	Sundry Creditors

इसके लिय हम ledger create करेगे यहा से account info को select करे

Tally.ERP 9

Print | Export | E-Mail | Upload | TallyShop | Language | Keyboard | Control Centre | Support Centre

Gateway of Tally

Current Period: 1.4.2017 to 31.8.2017 | Current Date: Sunday, 2 Jul, 2017

**List of Selected Companies**


Name of Company	Date of Last Entry
NavTech Computers	31-Jul-2017

**Gateway of Tally**

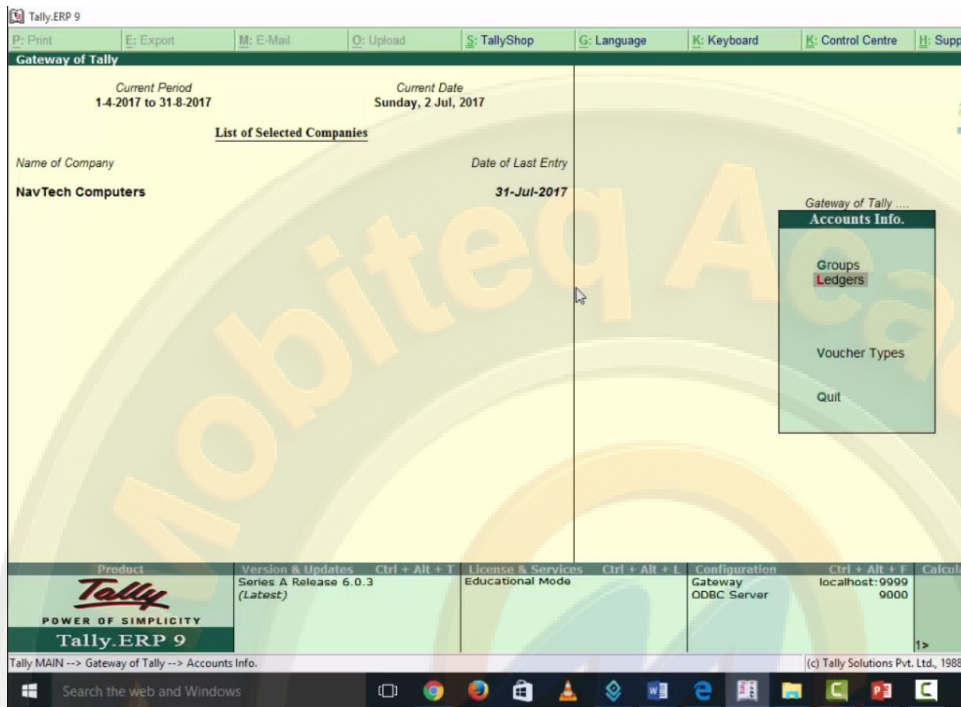
- Masters**
  - Accounts Info
  - Inventory Info
- Transactions**
  - Accounting Vouchers
  - Inventory Vouchers
- Utilities**
  - Import Data
  - Banking
- Reports**
  - Balance Sheet
  - Profit & Loss A/c
  - Stock Summary
  - Ratio Analysis
  - Display
  - Quit

Product: Tally ERP 9 | Version & Updates: Series A Release 6.0.3 (Latest) | License & Services: Educational Mode | Configuration: Gateway ODBC Server | Calculator: localhost:9999 9000

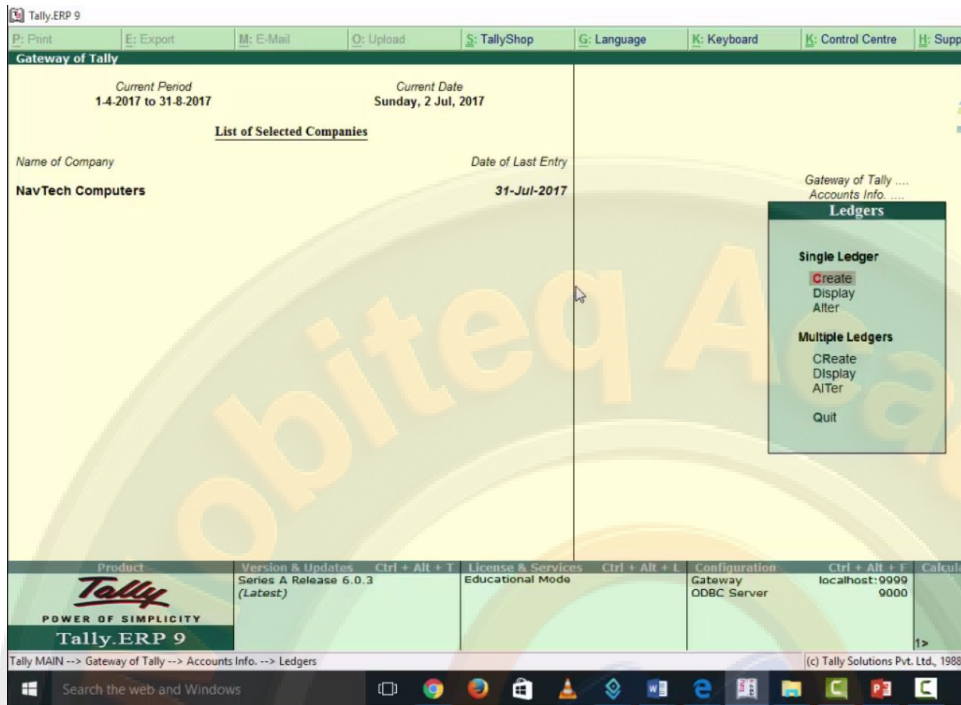
Tally MAIN -> Gateway of Tally | (c) Tally Solutions Pvt. Ltd., 1998-2017



ledger को select करे



create को select करे



हमने यहा पर purchase services import taxable का ledger create किया है

Tally.ERP 9

Print | Export | E-Mail | Upload | TallyShop | Language | Keyboard | Control Centre | Support

### Ledger Alteration

NavTech Computers

Name : Purchases Services Import Taxable (alias) :		Total Opening Balance
		1,50,000.00 Dr
		Difference
		1,50,000.00 Dr

Under : Purchase Accounts

Inventory values are affected ? No

Statutory Information

Is GST Applicable ?  Applicable  
Set/alter GST Details ? Yes  
Type of Supply : Services

Mailing Details

Name Address :  
Provide bank details : No


Tax Registration Details

PAN/IT No. :

Opening Balance ( on 1-Apr-2017 ) : **Accept ?**  
Yes or No

Quit | Accept | Delete

Tally MAIN --> Gateway of Tally --> Accounts Info. --> Ledgers --> Ledger Alteration (c) Tally Solutions Pvt. Ltd., 1998-



cn services का ledger बनाया है

Tally.ERP 9

Print | Export | E-Mail | Upload | TallyShop | Language | Keyboard | Control Centre | Support

**Ledger Alteration** NavTech Computers

Name : CN Services (alias) :		<b>Total Opening Balance</b>	
		1,50,000.00 Dr	
		<i>Difference</i>	
		1,50,000.00 Dr	

Under : Sundry Creditors  
(Current Liabilities)

Mailing Details

Name : CN Services  
Address :  
Country : Japan  
Provide bank details : No

Tax Registration Details

PAN/IT No. :  
Set/alter GST details ? No

Maintain balances bill-by-bill ? No

Inventory values are affected ? No

Accept ?  
Yes or No

Opening Balance (on 1-Apr-2017) :

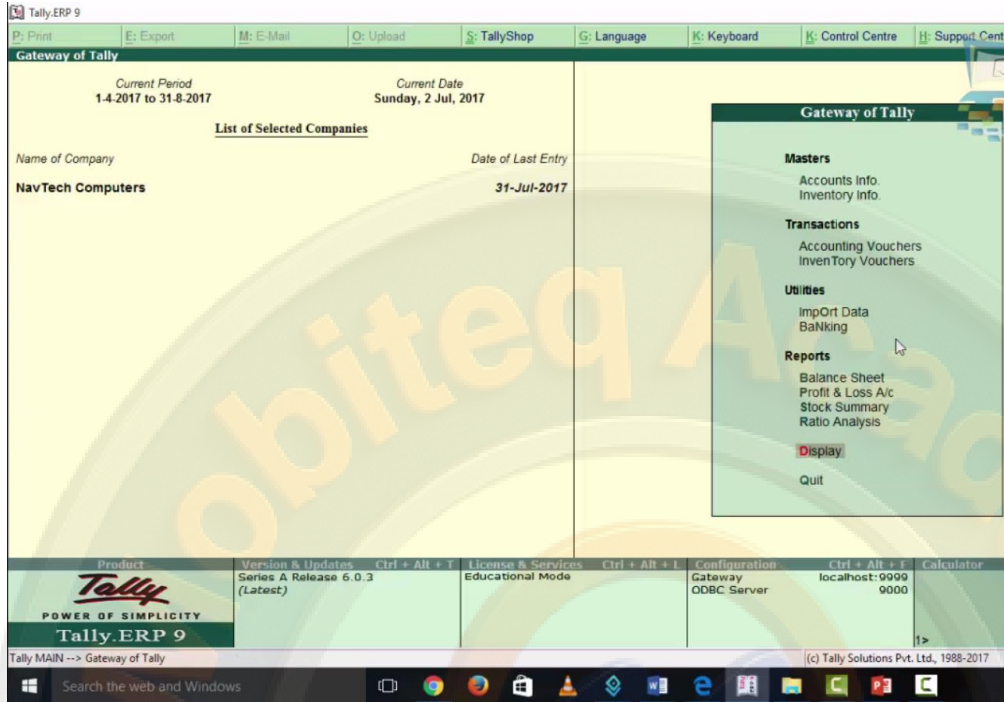
Quit | Accept | Delete

Tally MAIN --> Gateway of Tally --> Accounts Info. --> Ledgers --> Ledger Alteration (c) Tally Solutions Pvt. Ltd., 198

यहा purchase voucher में इसकी entry की है

Accounting Voucher Alteration (Secondary)		NavTech Computers		Ctrl + M
Purchase No. 10		Date : 2-Jul-2017		2-Jul-2017
Supplier invoice no.: CNS1123				Sunday
Particulars	Debit	Credit		
To CN Services Cur Bal: 50,000.00 Cr		50,000.00		
By Purchases Services Import Taxable Cur Bal: 50,000.00 Dr	50,000.00			
Narration:			50,000.00	50,000.00

इसका effect देखने के लिय display को select करे



यहा से statutory reports को select करे

The screenshot shows the Tally.ERP 9 software interface. At the top, there is a menu bar with options: Print, Export, E-Mail, Upload, TallyShop, Language, Keyboard, Control Centre, and Support. Below this is the 'Gateway of Tally' window. It features a 'List of Selected Companies' table with the following data:

Name of Company	Date of Last Entry
NavTech Computers	31-Jul-2017


To the right of the table is a 'Display Menu' with the following options:

- Trial Balance
- Day Book
- Account Books
- Statements of Accounts
- Inventory Books
- StatEments of Inventory
- Statutory Reports
- Cash/Funds Flow
- Receipts and Payments
- List of Accounts
- EXception Reports
- Quit

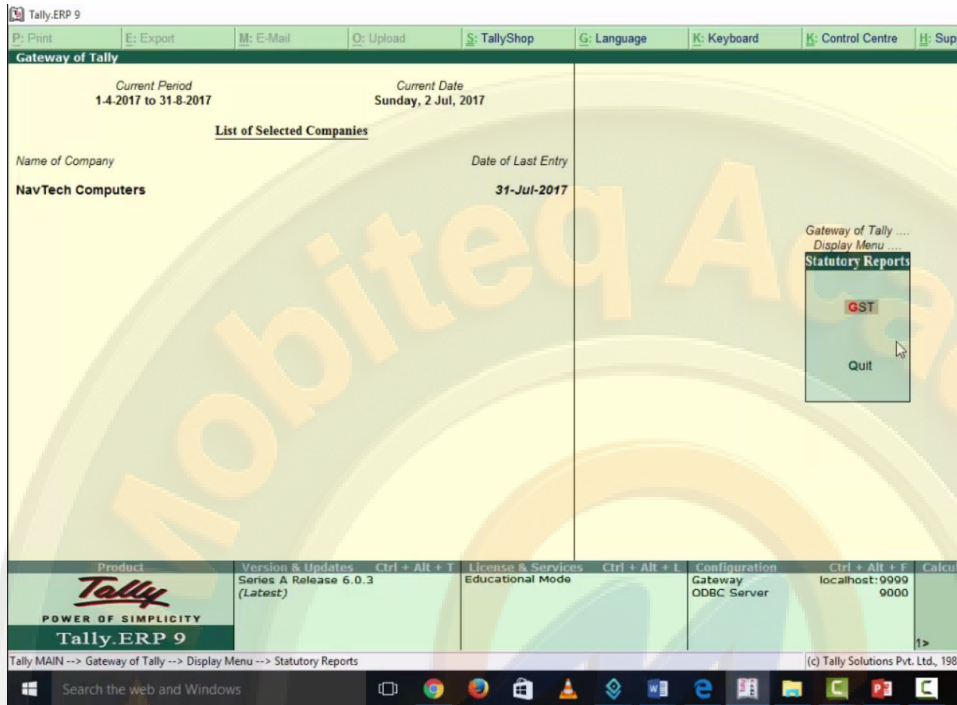
At the bottom of the window, there is a status bar with the following information:

- Product: Tally.ERP 9
- Version & Updates: Series A Release 6.0.3 (Latest)
- License & Services: Educational Mode
- Configuration: Gateway ODBC Server
- Calculator: localhost:9999 9000

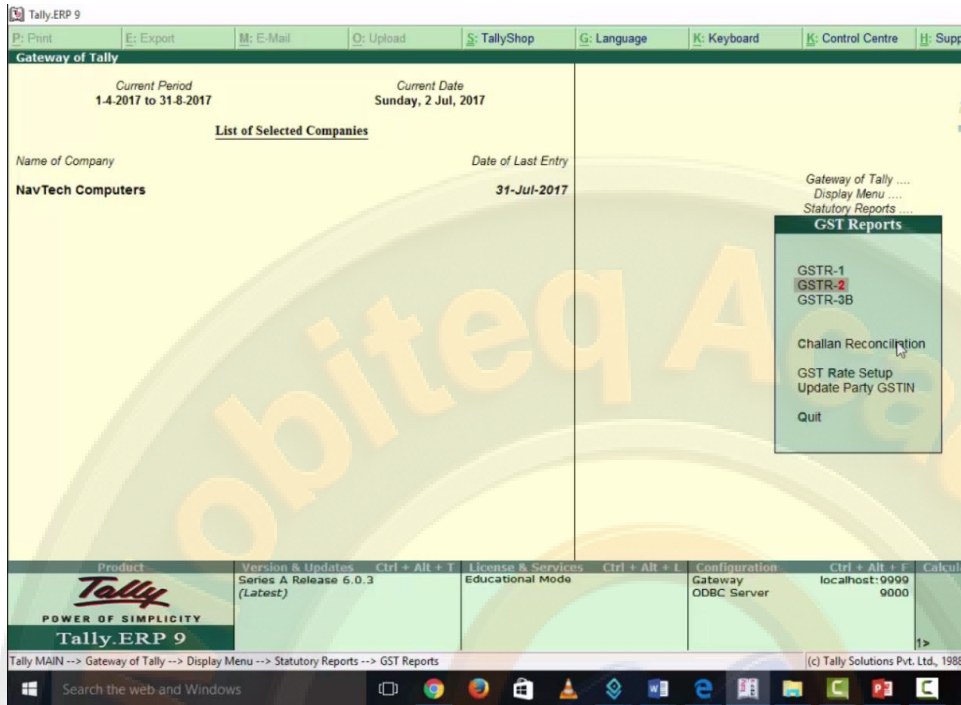
The Windows taskbar at the bottom shows the search bar and several application icons. A large watermark is visible in the background of the screenshot.



यहा से gst को select करे



GSTR- 2 को select करे



यहा पर import of services purchase की information दी गयी है और integrated tax की amount भी available है जबकि purchase voucher में tax को enter नहीं किया गया था

Table No.	Particulars	Count	Taxable Value	Integrated Tax Amount	Central Tax Amount	State Tax Amount	Cess Amount	Tax Amount	Invoice Amount
4	B2B Invoices								
5	Import of Goods Invoices	1	1,00,000.00	18,000.00				18,000.00	1,00,000.00
6	Import of Services Invoices	1	50,000.00	9,000.00				9,000.00	50,000.00
7	Credit/Debit Notes								
8	Nil Rated Invoices	5	2,50,000.00						2,50,000.00
9	ISD Credit								
10(1)	TDS Credit								
10(2)	TCS Credit								
11	ITC Received								
12	Tax liability under Reverse Charge on Advance								
13	Tax Paid under Reverse Charge on Advance								
14	ITC Reversal								

Note: Tables 1-3 capture generic information already available on the portal, and are not displayed here.

Quit

Tally MAIN --> Gateway of Tally --> Display Menu --> Statutory Reports --> GST Reports --> GSTR-2

(c) Tally Solutions Pvt. Ltd., 1988-2017 Sat, 26 Aug, 2017 21:07:19

Search the web and Windows

09:07 PM 26-Aug-17

gst में काफी सारी item ऐसी है जिन्हें nil rated category में रखा गया है अर्थात उनपर किसी प्रकार का tax charge नहीं किया जाता

- Many items are under nil rated list, so there is nil tax on these types of nil rated items.

4



एक example के द्वारा इसकी entries को समझेगे

S.No	Name	Under
1	Purchase Nil Rated Products	Purchase
2	CCC HARYANA DEALER	Sundry Creditors
3	Item Nil rated	Stock item

यहा हमने एक navtech computer company लिया है यहा से हम account info को select करेगे

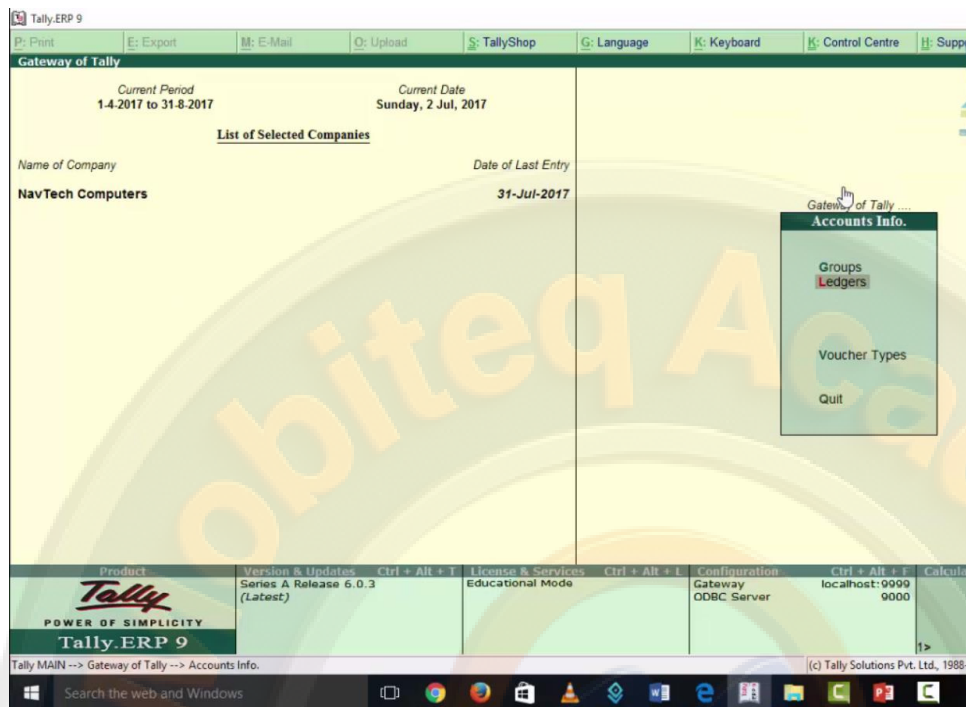
The screenshot displays the Tally.ERP 9 Gateway of Tally interface. At the top, there are menu options: Print, Export, E-Mail, Upload, TallyShop, Language, Keyboard, Control Centre, and Support Centre. The main area shows the current period (1.4.2017 to 31.8.2017) and current date (Sunday, 2 Jul, 2017). Below this is a table titled "List of Selected Companies" with columns for "Name of Company" and "Date of Last Entry". The table contains one entry: "NavTech Computers" with a date of "31-Jul-2017". To the right of the table is a "Gateway of Tally" menu with categories: Masters (Accounts Info, Inventory Info), Transactions (Accounting Vouchers, Inventory Vouchers), Utilities (ImpOrt Data, BaNking), Reports (Balance Sheet, Profit & Loss A/c, Stock Summary, Ratio Analysis, Display), and Quit. At the bottom, there is a status bar with product information (Tally.ERP 9), version (Series A Release 6.0.3), license (Educational Mode), configuration (Gateway, ODBC Server), and calculator (localhost:9999, 9000). The Windows taskbar is visible at the very bottom.

Name of Company	Date of Last Entry
NavTech Computers	31-Jul-2017

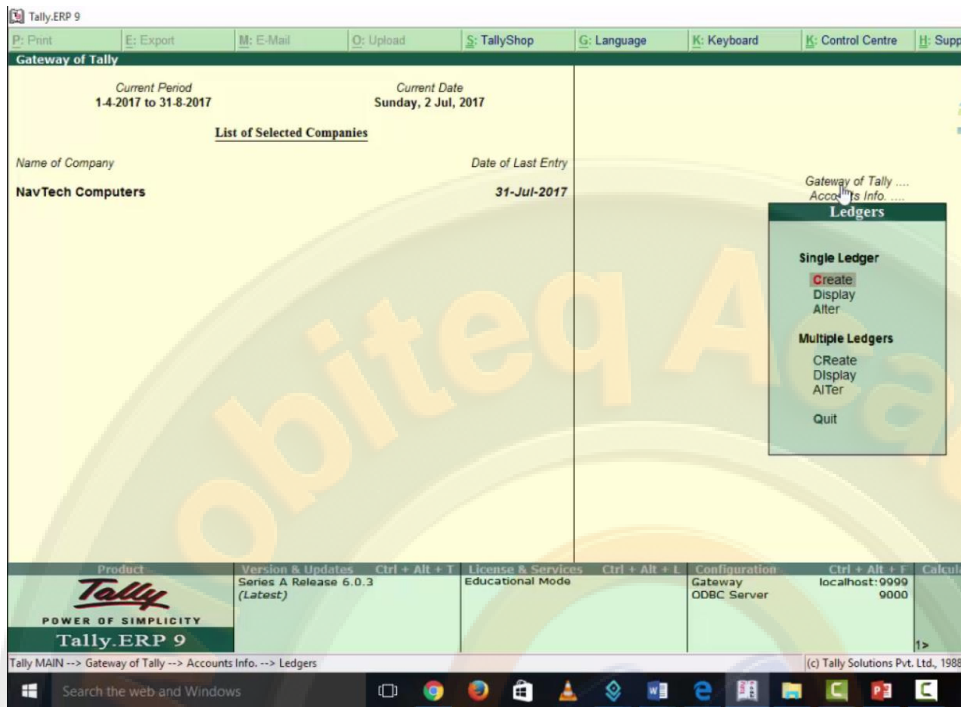
**Gateway of Tally**

- Masters**
  - Accounts Info
  - Inventory Info
- Transactions**
  - Accounting Vouchers
  - Inventory Vouchers
- Utilities**
  - ImpOrt Data
  - BaNking
- Reports**
  - Balance Sheet
  - Profit & Loss A/c
  - Stock Summary
  - Ratio Analysis
  - Display
- Quit

यहा से ledger को select करे



यहां से single ledger के अंतर्गत create को select करेंगे



purchase nil rated का ledger बनायेगे gst details को yes करे gst details for ledger open होगा उसमे taxability को nil rated किया गया है

Tally.ERP 9

P: Print E: Export M: E-Mail O: Upload S: TallyShop G: Language K: Keyboard C: Control Centre J: Supp

**Ledger Alteration** NavTech Computers

Name (alias) : Purchase Nil Rated Total Opening Balance  
1,50,000.00 Dr  
Difference  
1,50,000.00 Dr

Under : Purchase Accounts Mailing Details

Inventory values are affected ? Yes Name Address

**Statutory Information** Provide bank details : No

Is GST Applicable ?  Applicable Tax Registration Details

Statutory GST Details PAN/IT No.

Type of Supply ?  Goods

**Opening Balance (on 1 Apr.2017) :**

Quit Accept Delete

Tally MAIN -> Gateway of Tally -> Accounts Info. -> Ledgers -> Ledger Alteration (c) Tally Solutions Pvt. Ltd., 1988

Tally.ERP 9

P: Print E: Export M: E-Mail O: Upload S: TallyShop G: Language K: Keyboard C: Control Centre J: Supp

**GST Details** NavTech Computers

**GST Details for Ledger** Purchase Nil Rated Total Opening Balance  
1,50,000.00 Dr  
Difference  
1,50,000.00 Dr

Nature of transaction : Purchase Nil Rated

**Tax Details** (From 1-Jul-2017)

Taxability : Nil Rated Taxability

Tax Type : Rate

Integrated Tax : 0 %

Cess : 0 %

**Taxability**

Unknown

Exempt

Nil Rated

Taxable

**Statutory Information** Provide bank details : No

Is GST Applicable ?  Applicable Tax Registration Details

Statutory GST Details PAN/IT No.

Type of Supply ?  Goods

**Opening Balance (on 1 Apr.2017)**

Quit

Tally MAIN -> Gateway of Tally -> Accounts Info. -> Ledgers -> Ledger Alteration -> GST Details (c) Tally Solutions Pvt. Ltd., 1988

तो अब यह nil rated purchase मानी जाएगी

Tally.ERP 9

Print | Export | E-Mail | Upload | TallyShop | Language | Keyboard | Control Centre | Support

**Ledger Alteration** NavTech Computers

Name : Purchase Nil Rated (alias) :		<b>Total Opening Balance</b>
		1,50,000.00 Dr
		<i>Difference</i>
		1,50,000.00 Dr

Under : Purchase Accounts

Inventory values are affected ? Yes

**Statutory Information**

Is GST Applicable ?  Applicable  
Set/alter GST Details ? Yes  
Type of Supply : Goods

**Mailing Details**

Name Address

Provide bank details : No

**Tax Registration Details**

PAN/IT No. :

Opening Balance ( on 1-Apr-2017 ) : **Accept ?**  
Yes or No

Quit | Accept | Delete

Tally MAIN --> Gateway of Tally --> Accounts Info. --> Ledgers --> Ledger Alteration (c) Tally Solutions Pvt. Ltd., 1988-2

ccc haryana का ledger बनाया है यह creditors है

Tally.ERP 9

Print | Export | E-Mail | Upload | TallyShop | Language | Keyboard | Control Centre | Support

**Ledger Alteration** NavTech Computers

Name : Ccc Haryana (alias) :		<b>Total Opening Balance</b>	
		1,50,000.00 Dr	
		<i>Difference</i>	
		1,50,000.00 Dr	

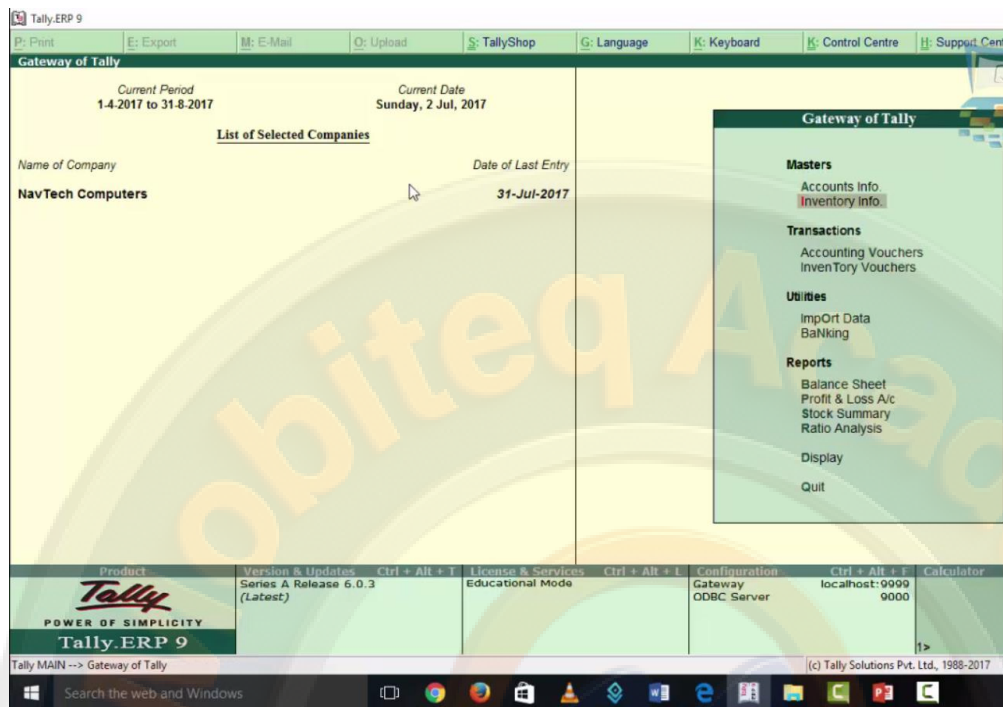
Under : <b>Sundry Creditors</b> (Current Liabilities)	Name : Ccc Haryana Address :	<b>Mailing Details</b>	
Maintain balances bill-by-bill ? No	Country : India State : Haryana <i>(Select the applicable state to calculate GST during voucher entry.)</i>	Pincode :	
Inventory values are affected ? No	Provide bank details : No	<b>Tax Registration Details</b>	
	PAN/IT No. :	Set/alter GST details ? Yes	

Opening Balance ( on 1-Apr-2017 ) : **Accept ?**  
Yes or No

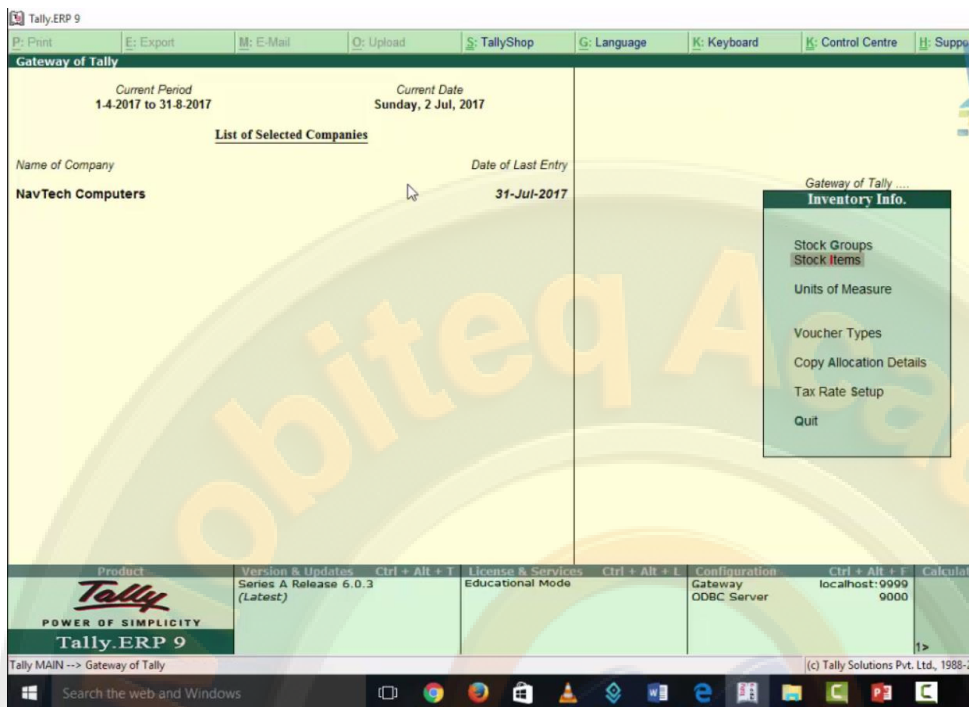
Quit | Accept | Delete

Tally MAIN --> Gateway of Tally --> Accounts Info. --> Ledgers --> Ledger Alteration (c) Tally Solutions Pvt. Ltd., 1988

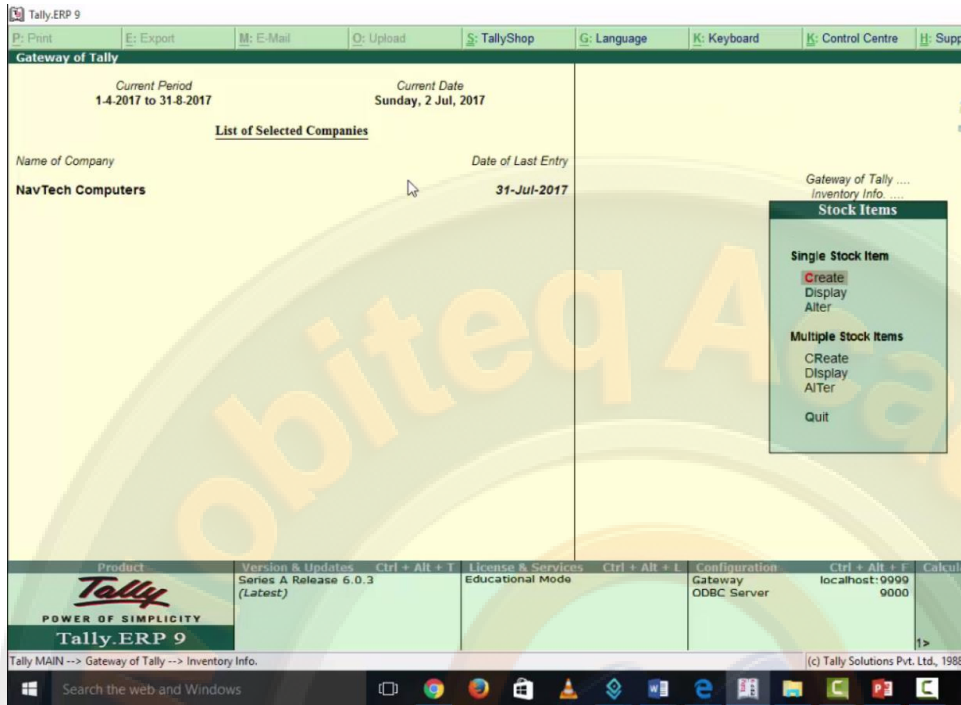
stock item भी create की है यहां से inventory info को select करे



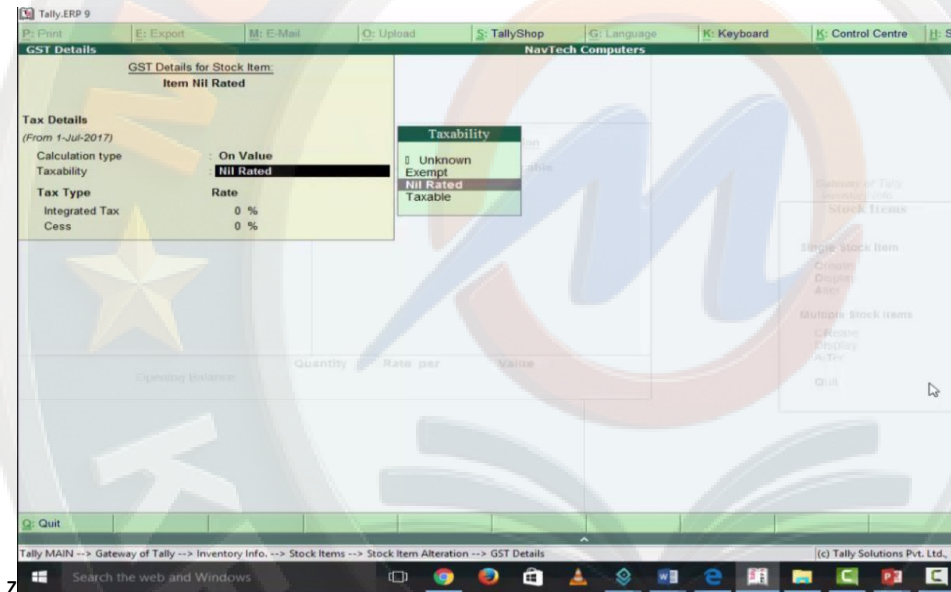
stock items को select करे



single stock items के अंतर्गत create को select करे



यहा पर item nil rated के name से item बनाई है



finally accept कर ले

Tally.ERP 9

Print | Export | E-Mail | Upload | TallyShop | Language | Keyboard | Control Centre | Support

**Stock Item Alteration** NavTech Computers

Name : **Item Nil Rated**  
(alias) :

Under : **Primary**  
Units : **pcs**

**Statutory Information**  
 GST Applicable : **Applicable**  
 Set/alter GST Details ? **Yes**  
 Type of Supply : **Goods**  
 Rate of Duty (eg 5) : **0**

Opening Balance	Quantity	Rate per	Value	Accept ?
				<b>Yes or No</b>

Quit | Accept | Delete

Tally MAIN --> Gateway of Tally --> Inventory Info. --> Stock Items --> Stock Item Alteration (c) Tally Solutions Pvt. Ltd., 198

Search the web and Windows

यहा पर purchase voucher में इसकी entry की है

Accounting Voucher Alteration (Secondary) NavTech Computers Ctrl + M

Purchase No 4  
Supplier invoice no : ccc111 Date : 1-Jul-2017 1-Jul-2017 Saturday

Party A/c name : Ccc Haryana  
Current balance : 1,85,000.00 Cr  
Purchase ledger : Purchase Nil Rated

Name of Item	Quantity	Rate per	Amount
Item Nil Rated	5 pcs	15,000.00 pcs	75,000.00
End of List			

Narration: 5 pcs

Accept ?  
Yes No


अगर इसको display में जाकर statutory रिपोर्ट को select करके gst को select करे फिर GSTR-1 को select करे तो यहा पर nil rated invoice दिखाया गया है

GSTR-2									
NavTech Computers									
1-Jul-2017 to 31-Jul-2017									
Returns Summary									
Total number of vouchers for the period									21
Included in returns									7
Not relevant for returns									10
Incomplete/Mismatch in information (to be resolved)									4
Table No.	Particulars	Count	Taxable Value	Integrated Tax Amount	Central Tax Amount	State Tax Amount	Cess Amount	Tax Amount	Invoice Amount
4	B2B Invoices								
5	Import of Goods Invoices	1	1,00,000.00	18,000.00				18,000.00	1,00,000.00
6	Import of Services Invoices	1	50,000.00	9,000.00				9,000.00	50,000.00
7	Credit/Debit Notes								
8	Nil Rated Invoices	5	2,50,000.00						2,50,000.00
9	ISD Credit								
10(1)	TDS Credit								
10(2)	TCS Credit								
11	ITC Received								
12	Tax liability under Reverse Charge on Advance								
13	Tax Paid under Reverse Charge on Advance								
14	ITC Reversal								

Note: Tables 1-3 capture generic information already available on the portal, and are not displayed here.

जो nil rated purchase किया है उसकी entry show होगी

Voucher Register		NavTech Computers	Ctrl + M
Vouchers of : Nil Rated Invoices		1-Jul-2017 to 31-Jul-2017	
Particulars		Taxable Value	
Exempted		1,00,000.00	
Nil-Rated		75,000.00	
Non GST		10,000.00	
URD Purchases		45,000.00	
Composition Dealer Purchases		20,000.00	
<b>Grand Total</b>		<b>2,50,000.00</b>	



काफी सारी items ऐसी है जो gst के अंतर्गत नहीं है अर्थात उन पर gst applicable नहीं है for example petrol अभी तक state और center govt ने vat impliment किया हुआ है तो ऐसी की item को कैसे enter करेगे आइये देखते है

- Many items are under NON GST rated list, so there is no GST applicable on these types of nil rated items.

यहा पर एक example लिया गया है

NON GST PURCHASE IN GST		
S.No	Name	Under
1	Purchase Non GST Products	Purchase
2	CCC HARYANA DEALER	Sundry Creditors
3	Item non gst	Stock item

ledger create करने के लिये account info को select करे

The screenshot displays the Tally.ERP 9 Gateway of Tally interface. The main window shows the 'List of Selected Companies' with the following details:

Name of Company	Date of Last Entry
NavTech Computers	31-Jul-2017

The 'Current Period' is 1-4-2017 to 31-8-2017, and the 'Current Date' is Sunday, 2 Jul, 2017.

A dropdown menu is open, showing the following options:

- Masters
  - Accounts Info (highlighted)
  - Inventory Info.
- Transactions
  - Accounting Vouchers
  - Inventory Vouchers
- Utilities
  - Import Data
  - Banking
- Reports
  - Balance Sheet
  - Profit & Loss A/c
  - Stock Summary
  - Ratio Analysis
  - Display
  - Quit

The bottom status bar shows the product name 'Tally.ERP 9', version 'Series A Release 6.0.3 (Latest)', license mode 'Educational Mode', and configuration details like 'Gateway ODBC Server' and 'localhost:9999 9000'.

ledger को select करे

The screenshot displays the Tally ERP 9 software interface. At the top, the title bar reads 'Tally.ERP 9'. Below it is a menu bar with options: Print, Export, E-Mail, Upload, TallyShop, Language, Keyboard, Control Centre, and Support. The main window is titled 'Gateway of Tally' and shows the following information:

- Current Period: 1-4-2017 to 31-8-2017
- Current Date: Sunday, 2 Jul, 2017
- List of Selected Companies
- Name of Company: NavTech Computers
- Date of Last Entry: 31-Jul-2017

A context menu is open over the 'Accounts Info.' section, listing the following options:

- Groups
- Ledgers** (highlighted)
- Voucher Types
- Quit

At the bottom of the screen, there is a status bar with the following information:

- Product: Tally ERP 9
- Version & Updates: Series A Release 6.0.3 (Latest)
- License & Services: Educational Mode
- Configuration: Gateway ODBC Server
- Calculation: localhost:9000

The Windows taskbar at the bottom shows the search bar and several application icons.

create को select करे

The screenshot displays the Tally.ERP 9 software interface. The main window shows the 'List of Selected Companies' with the following details:

Name of Company	Date of Last Entry
NavTech Computers	31-Jul-2017

A context menu is open over the 'Ledgers' section, showing the following options:

- Single Ledger**
  - Create
  - Display
  - Alter
- Multiple Ledgers**
  - CRCreate
  - Display
  - AlTer
  - Quit

The bottom status bar shows the following information:

Product	Version & Updates	License & Services	Configuration
Tally POWER OF SIMPLICITY Tally.ERP 9	Series A Release 6.0.3 (Latest)	Educational Mode	Gateway ODBC Server

The bottom taskbar shows the Windows search bar and various application icons.

यहा पर ccc haryana का voucher create किया है

Tally.ERP 9

Print | Export | E-Mail | Upload | TallyStop | Language | Keyboard | Control Centre | S

**Ledger Alteration** NavTech Computers

Name : Ccc Haryana (alias) :		<b>Total Opening Balance</b>	
		1,50,000.00 Dr	
		Difference	
		1,50,000.00 Dr	

Under : Sundry Creditors (Current Liabilities)	Name : Ccc Haryana	<b>Mailing Details</b>	
Maintain balances bill-by-bill ? No	Address :		
Inventory values are affected ? No	Country : India	State : Haryana	Pincode :
	(Select the applicable state to calculate GST during voucher entry.)		
	Provide bank details : No		
	<b>Tax Registration Details</b>		
	PAN/IT No. :		
	Set/alter GST details ? Yes		

Opening Balance ( on 1-Apr-2017 ) : **Accept ?**  
Yes or No

Quit | Accept | Delete

Tally MAIN --> Gateway of Tally --> Accounts Info. --> Ledgers --> Ledger Alteration (c) Tally Solutions Pvt. Ltd., 1

यहा पर purchase not gst ledger को create किया है gst details को yes करे

Tally.ERP 9

Print | Export | E-Mail | Upload | TallyStop | Language | Keyboard | Control Centre | Support

**Ledger Alteration** NavTech Computers

Name : Purchase Non Gst (alias) :		<b>Total Opening Balance</b>
		1,50,000.00 Dr
		Difference
		1,50,000.00 Dr

Under : Purchase Accounts

Inventory values are affected ? Yes

**Statutory Information**

Is GST Applicable ?  Applicable  
Set/alter GST Details ?    
Type of Supply : Goods

**Mailing Details**

Name Address

Provide bank details : No

**Tax Registration Details**

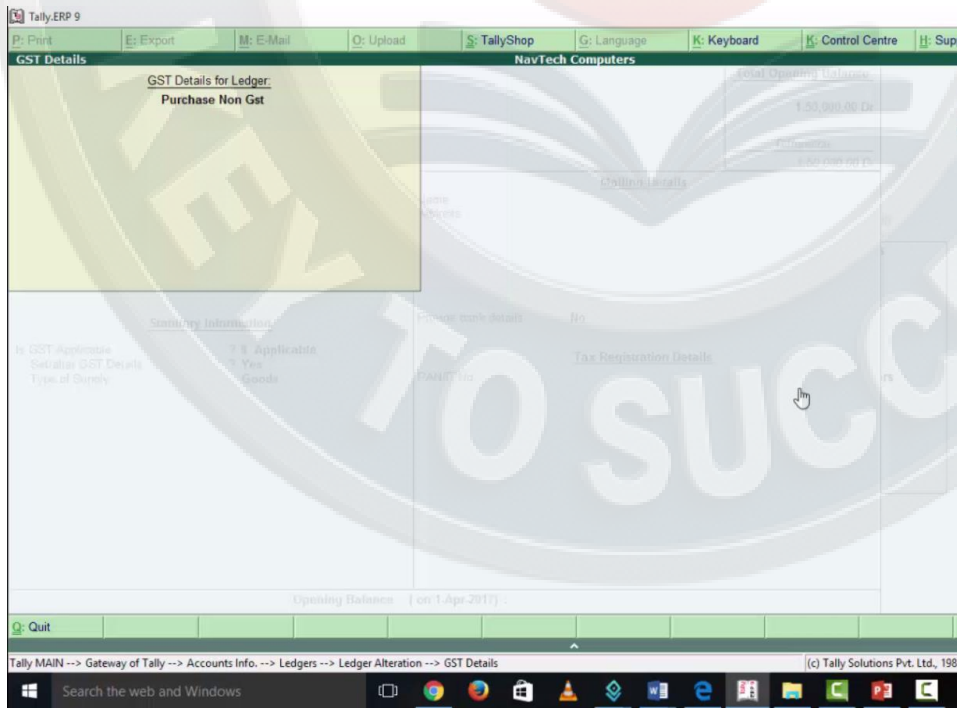
PAN/IT No. :

Opening Balance ( on 1-Apr-2017 ) :

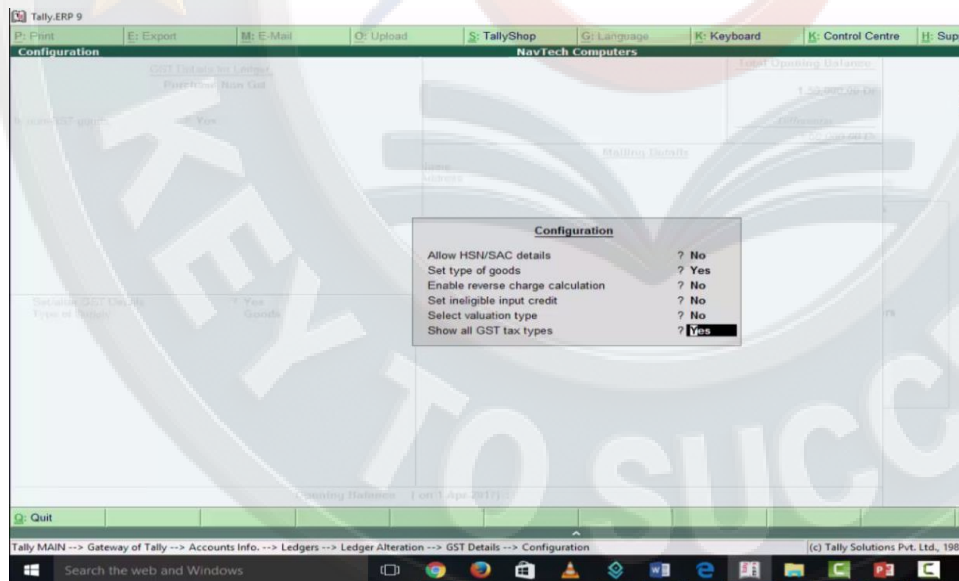
Quit | Accept | Delete

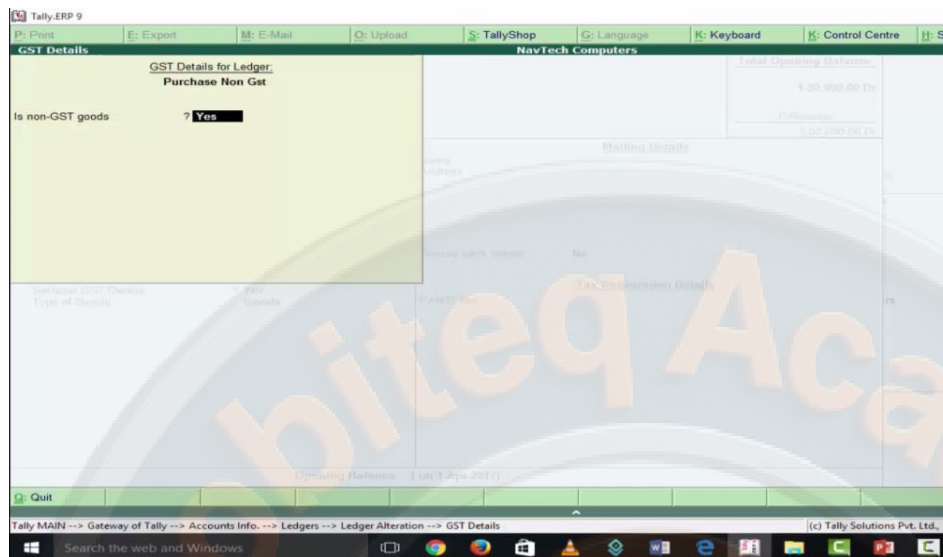
Tally MAIN --> Gateway of Tally --> Accounts Info. --> Ledgers --> Ledger Alteration (c) Tally Solutions Pvt. Ltd., 1988

purchase not gst show हो रहा है अगर configure को setup करे तो type of goods को yes कर ले



show all gst tax types को yes कर ले





यहा पर purchase non gst का ledger create हो गया है

Tally.ERP 9

Print | Export | E-Mail | Upload | TallyShop | Language | Keyboard | Control Centre | Support

**Ledger Alteration** NavTech Computers

Name : Purchase Non Gst (alias) :		<b>Total Opening Balance</b>
		1,50,000.00 Dr
		<i>Difference</i>
		1,50,000.00 Dr

Under : Purchase Accounts

Inventory values are affected ? Yes

**Statutory Information**

Is GST Applicable ?  Applicable  
Set/alter GST Details ? Yes  
Type of Supply : Goods

**Mailing Details**

Name Address

Provide bank details : No


**Tax Registration Details**

PAN/IT No. :

Opening Balance ( on 1-Apr-2017 ) : **Accept ?**  
Yes or No

Quit | Accept | Delete

Tally MAIN --> Gateway of Tally --> Accounts Info. --> Ledgers --> Ledger Alteration (c) Tally Solutions Pvt. Ltd., 1998



stock की entry के लिये inventory info को select करे



stock item को select करे

Tally.ERP 9

Print | Export | E-Mail | Upload | TallyShop | Language | Keyboard | Control Centre | Support

Gateway of Tally

Current Period: 1.4.2017 to 31.8.2017 | Current Date: Sunday, 2 Jul, 2017

**List of Selected Companies**

Name of Company	Date of Last Entry
NavTech Computers	31-Jul-2017


Gateway of Tally -> Inventory Info.

- Stock Groups
- Stock Items
- Units of Measure
- Voucher Types
- Copy Allocation Details
- Tax Rate Setup
- Quit

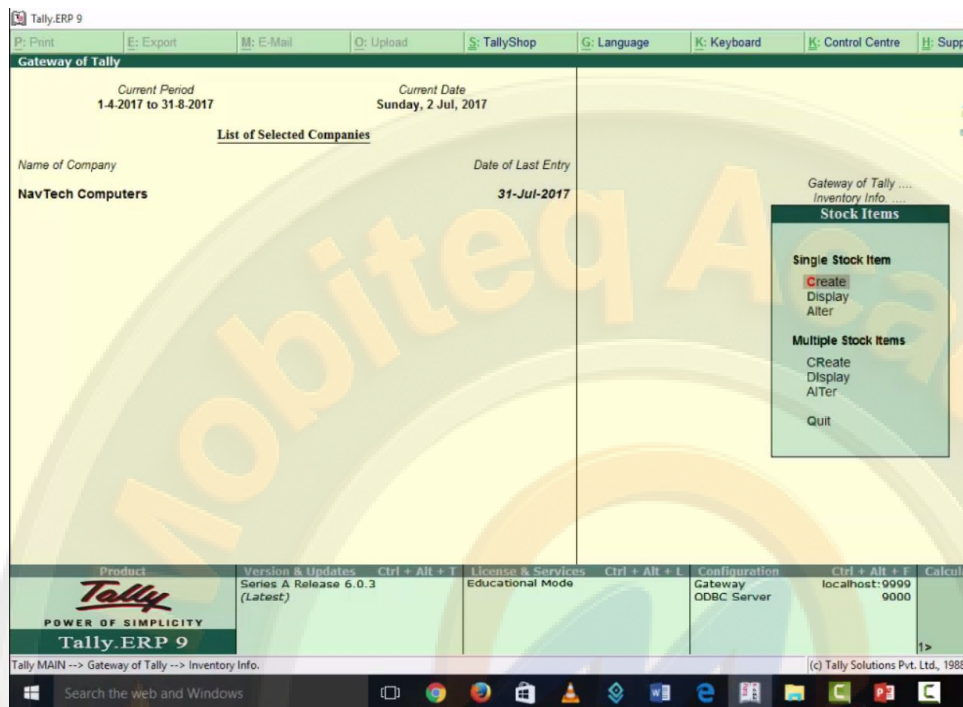
Product: Tally ERP 9 | Version & Updates: Series A Release 6.0.3 (Latest) | License & Services: Educational Mode | Configuration: Gateway ODBC Server, localhost:9999, 9000

Tally MAIN -> Gateway of Tally -> Inventory Info. | (c) Tally Solutions Pvt. Ltd., 1988

Search the web and Windows



यहा से create को select करे



यहा पर item non gst का stock item create किया है

Tally.ERP 9

Print Export E-Mail Upload TallyShop Language Keyboard Control Centre Support

**Stock Item Alteration** NavTech Computers

Name : **Item Non Gst**  
(alias) :

Under : **Primary**  
Units : **pcs**

**Statutory Information**

GST Applicable : **Applicable**  
Set/alter GST Details ? **No**  
Type of Supply : **Goods**  
Rate of Duty (eg 5) :

Opening Balance	Quantity	Rate per	Value

Quit Accept Delete

Tally MAIN --> Gateway of Tally --> Inventory Info. --> Stock Items --> Stock Item Alteration (c) Tally Solutions Pvt. Ltd., 1998

Search the web and Windows

Stock Items  
Single Stock Item  
Create  
Display  
Alter  
Multiple Stock Items  
Create  
Display  
Alter  
Quit

gst details को fill करे और item non gst create हो गया है

Tally.ERP 9

Print | Export | E-Mail | Upload | TallyShop | Language | Keyboard | Control Centre | Support

**GST Details** NavTech Computers

**GST Details for Stock Item:**  
Item Non Gst

Is non-GST goods  Yes

Statutory Information

Applicable  Yes

Gateway of Tally  
Inventory Info  
Stock Items  
Stock Item Alter

Single Stock Item  
Create  
Display  
Alter

Multiple Stock Items  
Create  
Display  
Alter  
Quit

Quantity Rate per Value

Quit

Tally MAIN --> Gateway of Tally --> Inventory Info --> Stock Items --> Stock Item Alteration --> GST Details (c) Tally Solutions Pvt. Ltd., 19

Tally.ERP 9

Print | Export | E-Mail | Upload | TallyShop | Language | Keyboard | Control Centre | Support

**Stock Item Alteration** NavTech Computers

Name : Item Non Gst  
(alias)

Under : Primary  
Units : pcs

Statutory Information

GST Applicable  Applicable  
Set/alter GST Details ? Yes  
Type of Supply Goods  
Rate of Duty (eg 5) 0

Opening Balance : Quantity Rate per Value Accept ?  
Yes or No

Quit | Accept | Delete

Tally MAIN --> Gateway of Tally --> Inventory Info --> Stock Items --> Stock Item Alteration (c) Tally Solutions Pvt. Ltd., 1988

अब हम इसकी purchase voucher में entry करेगे item exempted की entry की है

Accounting Voucher Alteration (Secondary) NavTech Computers			
Purchase No. 5		Date : 1-Jul-2017	
Supplier invoice no.: ccc222		1-Jul-2017 Saturday	
Party A/c name : Ccc Haryana			
Current balance : 1,85,000.00 Cr			
Purchase ledger : Purchase Exempted			
Name of Item	Quantity	Rate per	Amount
Item Exempted	5 pcs	20,000.00 pcs	1,00,000.00
Narration:			5 pcs 1,00,000.00
Q: Quit    A: Accept    D: Delete    X: Cancel    Ctrl + N			

item non gst की purchase voucher में entry की है

Print    Export    E-Mail    Upload    TallyShop    Language    Keyboard    Control Centre    Support Centre    Help		
<b>Accounting Voucher Alteration (Secondary)</b> NavTech Computers      Ctrl + M		
Purchase No. 6 Supplier invoice no. : ccc333      Date : 1-Jul-2017	1-Jul-2017 Saturday	
Party A/c name : Ccc Haryana Current balance : 1,85,000.00 Cr Purchase ledger : Purchase Non Gst		
<b>Name of Item</b>	<b>Quantity</b>	<b>Rate per</b>
Item Non Gst	5 pcs	2,000.00 pcs
		<b>Amount</b>
		10,000.00
Narration:		5 pcs      10,000.00

Print    Export    E-Mail    Upload    TallyShop    Language    Keyboard    Control Centre    Support Centre    Help		
<b>Accounting Voucher Alteration (Secondary)</b> NavTech Computers      Ctrl + M		
Purchase No. 6 Supplier invoice no. : ccc333      Date : 1-Jul-2017	1-Jul-2017 Saturday	
Party A/c name : Ccc Haryana Current balance : 1,85,000.00 Cr Purchase ledger : Purchase Non Gst		
<b>Name of Item</b>	<b>Quantity</b>	<b>Rate per</b>
Item Non Gst	5 pcs	2,000.00 pcs
		<b>Amount</b>
		10,000.00
II End of List		
Narration:		5 pcs      10,000.00
		Accept ? Yes    No

अगर इसको display में जाकर statutory report को select करके gst को select करे फिर GSTR-1 को select करे तो यहा पर nil rated invoice दिखाया गया है उसको select करे non gst item की information available हो जाएगी |

GSTR-2									
Returns Summary									
Total number of vouchers for the period									
Included in returns								21	
Not relevant for returns								10	
Incomplete/Mismatch in information (to be resolved)								4	
Table No.	Particulars	Count	Taxable Value	Integrated Tax Amount	Central Tax Amount	State Tax Amount	Cess Amount	Tax Amount	Invoice Amount
4	B2B Invoices								
5	Import of Goods Invoices	1	1,00,000.00	18,000.00				18,000.00	1,00,000.00
6	Import of Services Invoices	1	50,000.00	9,000.00				9,000.00	50,000.00
7	Credit/Debit Notes								
8	Nil Rated Invoices	5	2,50,000.00						2,50,000.00
9	ISD Credit								
10(1)	TDS Credit								
10(2)	TCS Credit								
11	ITC Received								
12	Tax liability under Reverse Charge on Advance								
13	Tax Paid under Reverse Charge on Advance								
14	ITC Reversal								
Note: Tables 1-3 capture generic information already available on the portal, and are not displayed here.									
Quit									
Tally MAIN --> Gateway of Tally --> Display Menu --> Statutory Reports --> GST Reports --> GSTR-2						(c) Tally Solutions Pvt. Ltd., 1988-2017		Sat, 26 Aug, 2017	

Voucher Register		Nil Rated Invoices	
Particulars		Taxable Value	
Exempted		1,00,000.00	
Nil-Rated		75,000.00	
Non GST		10,000.00	
URD Purchases		45,000.00	
Composition Dealer Purchases		20,000.00	
Grand Total		2,50,000.00	

जब हम किसी unregistered dealer से nil rate और exempted item को purchase करते हैं तो इसको gst में कैसे enter करेंगे unregistered dealer वह dealer है जिसके पास gstin number नहीं है और यह किसी भी तरह का tax charge नहीं कर सकता तो हमें उससे ली हुई items का कोई input tax credit नहीं मिलता

- Purchase from unregistered dealer ( which is not registered under GST) of Nil rate or exempted goods.

यहा पर एक example available है

PURCHASE NIL RATE/ EXEMPTED FROM UNREGISRED DEALER		
S.No	Name	Under
1	Purchase Intra State	Purchase
2	Uni tech computers (URD)	Sundry Creditors
3	Item Nil rate / exempted	Stock item

ledger create करने के लिय account info को select करे

The screenshot shows the Tally.ERP 9 Gateway of Tally interface. The main window displays the 'List of Selected Companies' with the following details:

Name of Company	Date of Last Entry
NavTech Computers	31-Jul-2017

The 'Current Period' is 1-4-2017 to 31-8-2017, and the 'Current Date' is Sunday, 2 Jul, 2017.

A menu is open on the right side, showing the following options:

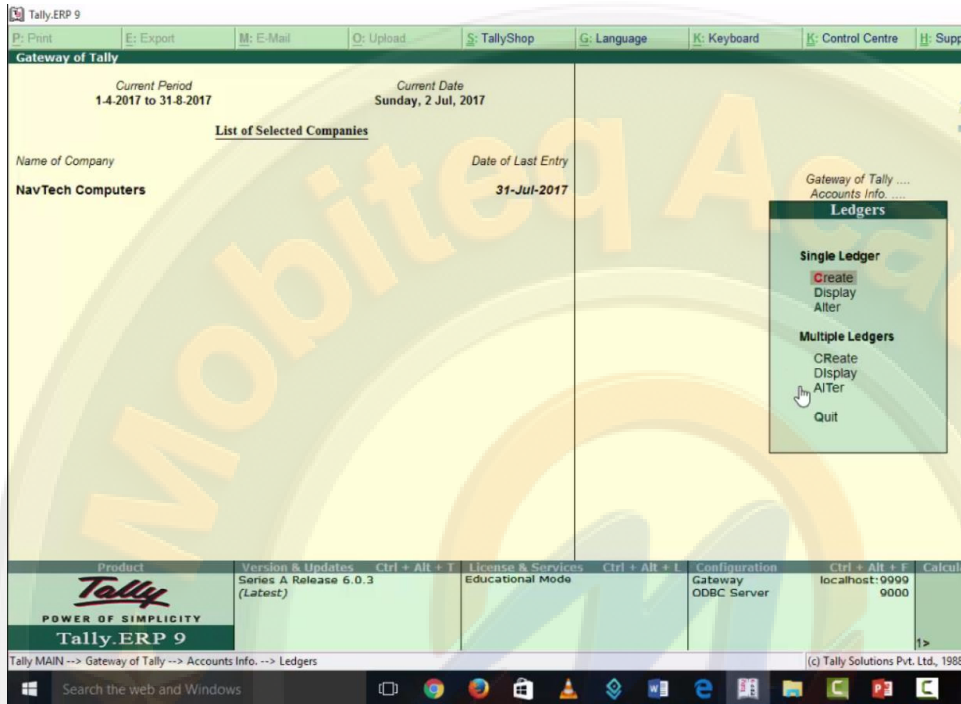
- Masters**
  - Accounts Info (highlighted)
  - Inventory Info
- Transactions**
  - Accounting Vouchers
  - Inventory Vouchers
- Utilities**
  - Import Data
  - Banking
- Reports**
  - Balance Sheet
  - Profit & Loss A/c
  - Stock Summary
  - Ratio Analysis
  - Display
  - Quit

The bottom status bar shows the product name 'Tally.ERP 9', version 'Series A Release 6.0.3 (Latest)', and license 'Educational Mode'. The taskbar at the bottom includes the Windows search bar and various application icons.

ledger को select करे

The screenshot displays the Tally.ERP 9 software interface. At the top, there is a menu bar with options: Print, Export, E-Mail, Upload, TallyShop, Language, Keyboard, Control Centre, and Support. Below this is the 'Gateway of Tally' window. The main area shows the 'Current Period' as 1-4-2017 to 31-8-2017 and the 'Current Date' as Sunday, 2 Jul, 2017. A section titled 'List of Selected Companies' lists 'NavTech Computers' with a 'Date of Last Entry' of 31-Jul-2017. A context menu is open over the 'Accounts Info.' section, with 'Ledgers' highlighted. Other options in the menu include Groups, Voucher Types, and Quit. The bottom status bar shows the product name 'Tally.ERP 9', version 'Series A Release 6.0.3 (Latest)', and configuration details like 'Gateway ODBC Server' and 'localhost:9999 9000'. The Windows taskbar is visible at the bottom with the search bar and several application icons.

create को select करे



यहा पर unitech computer URD का ledger बनाया है gst details को yes करे और accept कर ले

Tally.ERP 9

**Ledger Alteration** NavTech Computers

Name : Uni Tech Computers URD  
 (alias) :

**Total Opening Balance**  
 1,50,000.00 Dr  
 Difference  
 1,50,000.00 Dr

Under : Sundry Creditors  
 (Current Liabilities)

Maintain balances bill-by-bill ? No

Inventory values are affected ? No

**Mailing Details**  
 Name Address : Uni Tech Computers URD  
 Country : India  
 State : Haryana Pincode : 134007  
 (Select the applicable state to calculate GST during voucher entry.)  
 Provide bank details : No

**Tax Registration Details**  
 PAN/IT No. :  
 Set/alter GST details ? y

Opening Balance ( on 1-Apr-2017 ) :

Quit Accept Delete

Tally MAIN --> Gateway of Tally --> Accounts Info. --> Ledgers --> Ledger Alteration (c) Tally Solutions Pvt. Ltd.

Tally.ERP 9

**GST Details** NavTech Computers

Name : Uni Tech Computers URD  
 (alias) :

**Total Opening Balance**  
 1,50,000.00 Dr  
 Difference  
 1,50,000.00 Dr

Under : Sundry Creditors  
 (Current Liabilities)

Maintain balances bill-by-bill ? No

Inventory values are affected ? No

**Mailing Details**  
 Name Address : Uni Tech Computers URD  
 Country : India  
 State : Haryana Pincode : 134007  
 (Select the applicable state to calculate GST during voucher entry.)  
 Provide bank details : No

**Tax Registration Details**  
 PAN/IT No. :  
 Set/alter GST details ? y

**Registration Types**  
 Registration type : Unregistered  
 GSTIN/UIN :  
 Party Type :  
 Is a e-Commerce operator ?

Registration Types  
 Unknown  
 Composition  
 Consumer  
 Regular  
 Unregistered

Opening Balance ( on 1-Apr-2017 ) :

Quit

Tally MAIN --> Gateway of Tally --> Accounts Info. --> Ledgers --> Ledger Alteration --> GST Details (c) Tally Solutions Pvt. Ltd.

Tally.ERP 9

P: Print | E: Export | M: E-Mail | O: Upload | TallyShop | G: Language | K: Keyboard | Control Centre | H: Sup

### GST Details

NavTech Computers

Name: Uni Tech Computers UNID | Total Opening Balance: 1,55,000.00 Dr

Address: | Difference: 1,55,000.00 Dr

Under: Sundry Creditors (Current Liabilities) | Party Details: Uni Tech Computers UNID

Balance balances to be bit: No

Country: India | State: | Registration Types:
 

- Unknown
- Composition
- Consumer
- Regular
- Unregistered**

Registration type: Unregistered

GSTIN/UIN: ?

Party Type: ?


Is a e-Commerce operator: ?

Opening Balance | on 1-Apr-2017

Quit

Tally MAIN --> Gateway of Tally --> Accounts Info --> Ledgers --> Ledger Alteration --> GST Details | (c) Tally Solutions Pvt. Ltd., 199

Search the web and Windows



यहा पर purchase intra state का ledger बनाया है

Tally.ERP 9

P: Print E: Export M: E-Mail O: Upload S: TallyShop G: Language K: Keyboard C: Control Centre H: Support

**Ledger Alteration** NavTech Computers

Name : Purchase Intra State  
(alias) :

Total Opening Balance	
	1,50,000.00 Dr
Difference	1,50,000.00 Dr

Under : Purchase Accounts

Inventory values are affected ? Yes

**Statutory Information**

Is GST Applicable ?  Applicable  
Set/alter GST Details ? Yes  
Type of Supply : Goods

**Mailing Details**

Name Address

Provide bank details : No

**Tax Registration Details**

PAN/IT No. :

Opening Balance ( on 1-Apr-2017 ) :

Accept ?  
Yes or No

Quit Accept Delete

Tally MAIN --> Gateway of Tally --> Accounts Info. --> Ledgers --> Ledger Alteration (c) Tally Solutions Pvt. Ltd., 1988-

stock item भी create की है यहां से inventory info को select करे

The screenshot displays the Tally.ERP 9 Gateway of Tally interface. The main window shows the 'List of Selected Companies' with the following data:

Name of Company	Date of Last Entry
NavTech Computers	31-Jul-2017

A dropdown menu is open on the right side, listing various options under different categories:

- Masters**
  - Accounts Info
  - Inventory info
- Transactions**
  - Accounting Vouchers
  - Inventory Vouchers
- Utilities**
  - ImpOrt Data
  - Banking
- Reports**
  - Balance Sheet
  - Profit & Loss A/c
  - Stock Summary
  - Ratio Analysis
  - Display
  - Quit

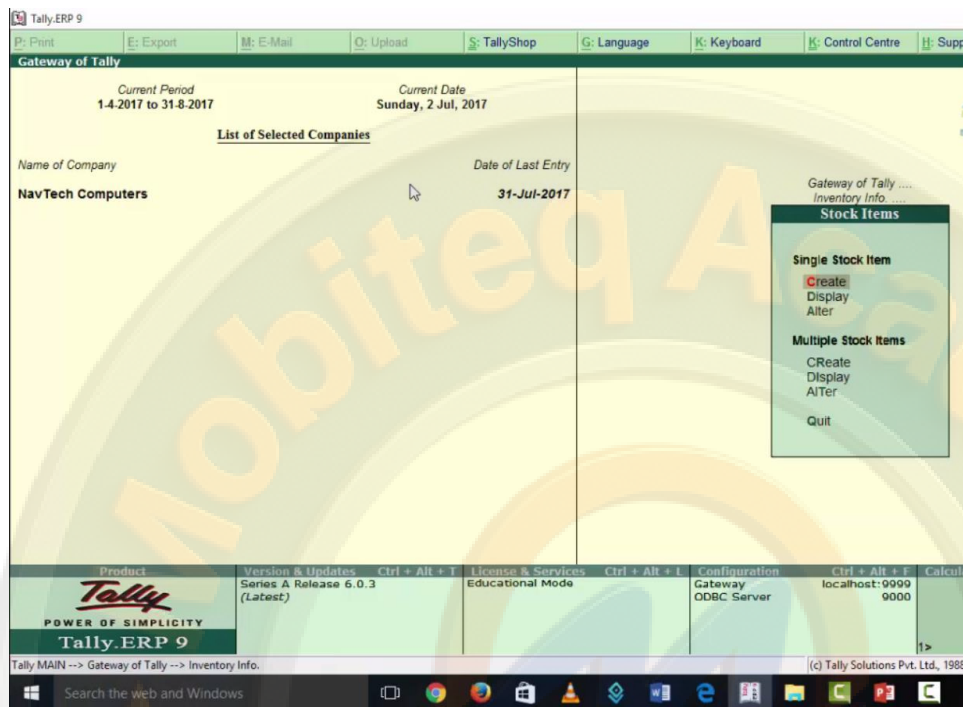
The bottom status bar shows the following information:

- Product: Tally.ERP 9
- Version & Updates: Series A Release 6.0.3 (Latest)
- License & Services: Educational Mode
- Configuration: Gateway ODBC Server
- Gateway: localhost:9000
- Calculate: 9000

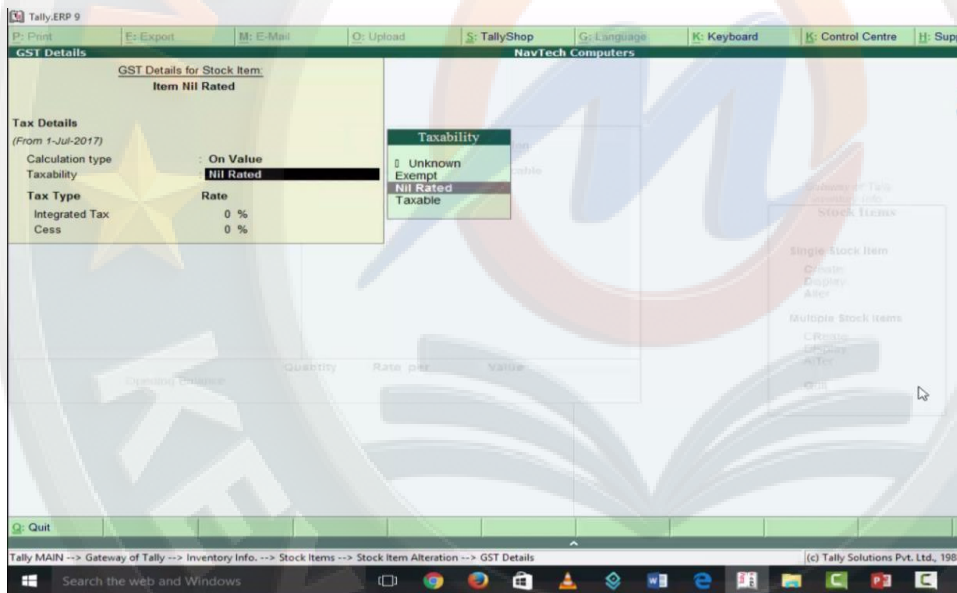
stock items को select करें

The screenshot displays the Tally.ERP 9 software interface. At the top, the menu bar includes options like Print, Export, E-Mail, Upload, TallyShop, Language, Keyboard, Control Centre, and Support. The main window shows the 'Gateway of Tally' with the current period set to '1-4-2017 to 31-8-2017' and the current date as 'Sunday, 2 Jul, 2017'. Below this, there is a 'List of Selected Companies' table with columns for 'Name of Company' and 'Date of Last Entry'. The company 'NavTech Computers' is listed with a date of '31-Jul-2017'. A context menu is open over the company name, listing various options: 'Stock Groups', 'Stock Items' (highlighted), 'Units of Measure', 'Voucher Types', 'Copy Allocation Details', 'Tax Rate Setup', and 'Quit'. The bottom status bar shows 'Tally MAIN --> Gateway of Tally' and '(c) Tally Solutions Pvt. Ltd., 1988-'. The Windows taskbar is visible at the bottom with the search bar and several application icons.

single stock items के अंतर्गत create को select करे



यहा पर item nil rated के name से item बनाई है



finally accept कर ले

Tally.ERP 9

Print Export E-Mail Upload TallyShop Language Keyboard Control Centre Support

**Stock Item Alteration** NavTech Computers

Name : Item Nil Rated  
(alias) :

Under : Primary  
Units : pcs

**Statutory Information**

GST Applicable : Applicable  
Set/alter GST Details ? : Yes  
Type of Supply : Goods  
Rate of Duty (eg 5) : 0

Opening Balance	Quantity	Rate per	Value	Accept ?
				Yes or No

Quit Accept Delete

Tally MAIN --> Gateway of Tally --> Inventory Info. --> Stock Items --> Stock Item Alteration (c) Tally Solutions Pvt. Ltd., 198

Search the web and Windows

purchase voucher में unregistered dealer से purchase की entry की है

Accounting Voucher Alteration (Secondary)		NavTech Computers		Ctrl + M
Purchase No. 7		Date : 1-Jul-2017		1-Jul-2017 Saturday
Supplier invoice no.: URD-2				
Party A/c name : Uni Tech Computers URD				
Current balance : 45,000.00 Cr				
Purchase ledger : Purchase Intra State				
Name of Item	Quantity	Rate per	Amount	
Item Nil Rated	3 pcs	15,000.00 pcs	45,000.00	
II End of List				
Narration:		3 pcs	Accept ?	

अगर इसको display में जाकर statutory report को select करके gst को select करे फिर GSTR-1 को select करे तो यहा पर nil rated invoice दिखाया गया है उसको select करे URD purchases की information available हो जाएगी |

GSTR-2									
NavTech Computers									
1-Jul-2017 to 31-Jul-2017									
<b>Returns Summary</b>									
Total number of vouchers for the period								21	
Included in returns								7	
Not relevant for returns								10	
Incomplete/Mismatch in information (to be resolved)								4	
Table No.	Particulars	Count	Taxable Value	Integrated Tax Amount	Central Tax Amount	State Tax Amount	Cess Amount	Tax Amount	Invoice Amount
4	B2B Invoices								
5	Import of Goods Invoices	1	1,00,000.00	18,000.00				18,000.00	1,00,000.00
6	Import of Services Invoices	1	50,000.00	9,000.00				9,000.00	50,000.00
7	Credit/Debit Notes								
8	Nil Rated Invoices	5	2,50,000.00						2,50,000.00
9	ISD Credit								
10(1)	TDS Credit								
10(2)	TCS Credit								
11	ITC Received								
12	Tax liability under Reverse Charge on Advance								
13	Tax Paid under Reverse Charge on Advance								
14	ITC Reversal								
<i>Note: Tables 1-3 capture generic information already available on the portal, and are not displayed here.</i>									
Q: Quit									
Voucher Register									
NavTech Computers									
1-Jul-2017 to 31-Jul-2017									
Vouchers of : Nil Rated Invoices									
Particulars	Taxable Value								
Exempted	1,00,000.00								
Nil-Rated	75,000.00								
Non GST	10,000.00								
URD Purchases	45,000.00								
Composition Dealer Purchases	20,000.00								

composition dealer वह dealer होते हैं जिनकी sale 75000 से कम है और अपने ही राज्य में कार्य करता है ऐसे dealer अपने आपको एक particular gst scheme में registered करा सकते हैं जो

composition scheme कहलाती है ऐसे case में उन्हें fix rate of tax देना होता है composition dealer से deal करते समय कुछ बातों को ध्यान में रखें :

- composition dealer से जब हम purchase करेंगे तो वह हमें tax invoice नहीं दे पायेगा
- composition dealer को किसी तरह का tax credit नहीं मिलता
- जब हम purchase करते हैं तो हमें भी input tax credit नहीं मिलता

## **PURCHASE** FROM COMPOSITION DEALER

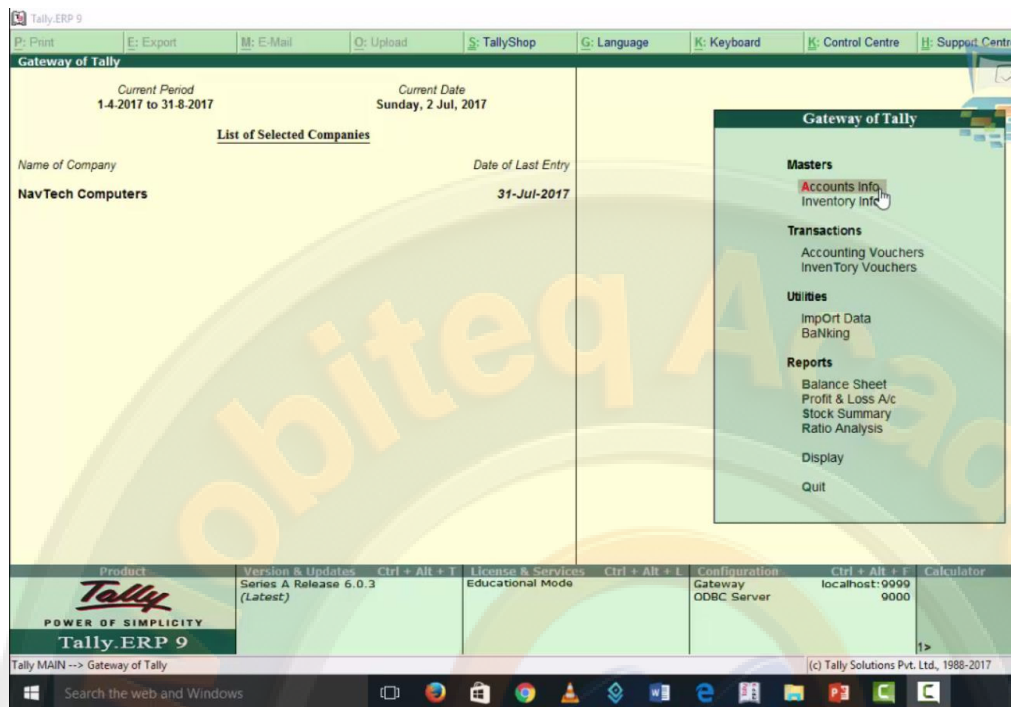
- ❑ We can purchase taxable goods from composition dealer.
- ❑ Composition Dealer cannot charge and issue a tax invoice.
- ❑ because Composition Dealer is not allowed to get input tax credit,
- ❑ If we buy from composition dealer we won't get input tax on such goods.

यहाँ एक example दिया है इसको करेंगे |

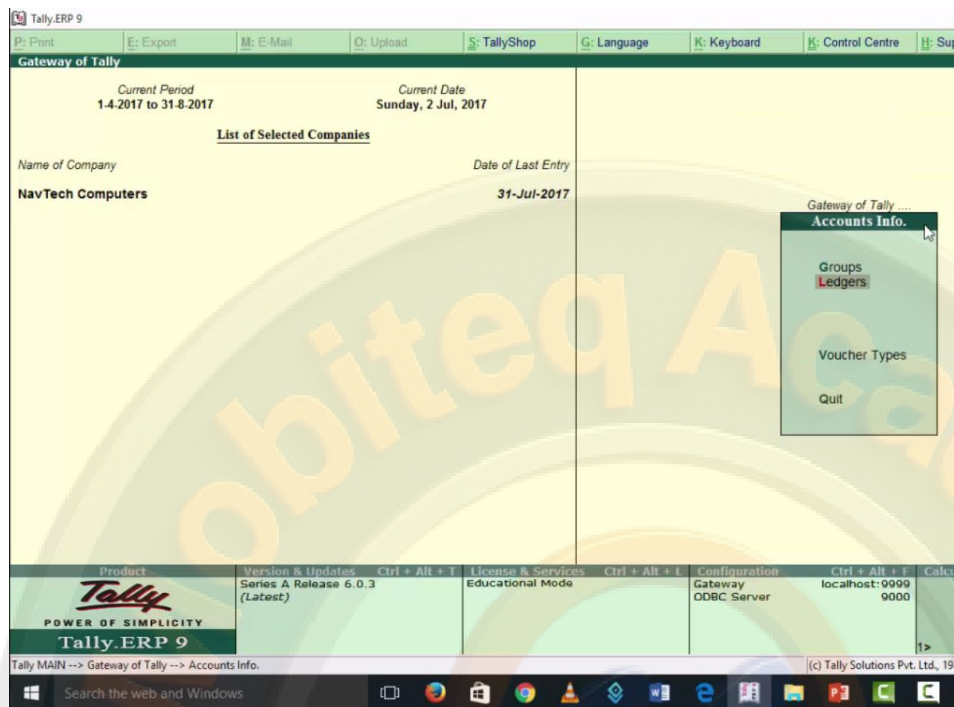
**PURCHASE FROM COMPOSITION DEALER**

S.No	Name	Under
1	Purchase Intra State	Purchase
2	Comptech composition dealer Haryana	Sundry Creditors
3	Hp laptops	Stock item

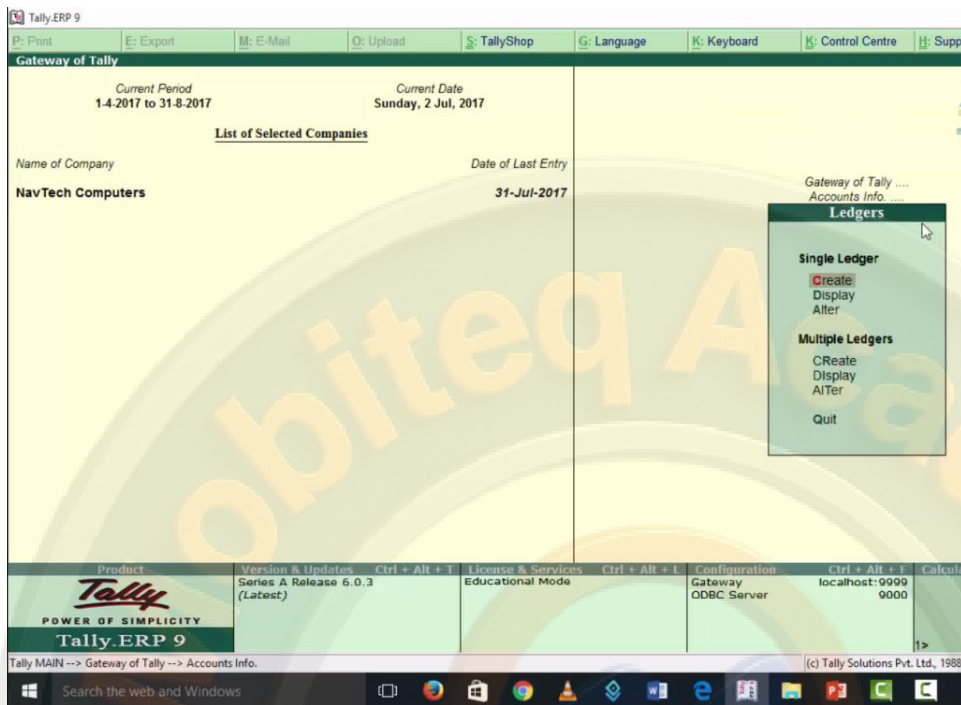
यहा से account info को select करे |



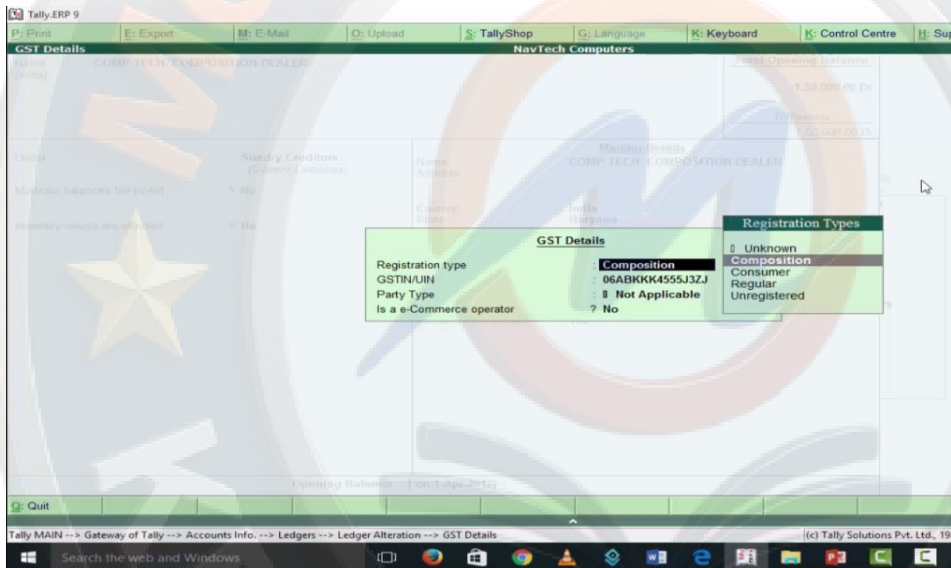
यहा से ledger को select करे |



create को select करे |



यहा पर comptech composition dealer का एक ledger create किया है



finally yes करके accept कर ले |

Tally.ERP 9

Print | Export | E-Mail | Upload | TallyShop | Language | Keyboard | Control Centre | Support

**Ledger Alteration** NavTech Computers

Name : COMP TECH COMPOSITION DEALER (alias) :		Total Opening Balance
		1,50,000.00 Dr
		Difference
		1,50,000.00 Dr

Under : Sundry Creditors (Current Liabilities)	Name : COMP TECH COMPOSITION DEALER
Maintain balances bill-by-bill ? No	Address :
Inventory values are affected ? No	Country : India
	State : Haryana Pincode :
	(Select the applicable state to calculate GST during voucher entry.)
	Provide bank details : No
	<b>Tax Registration Details</b>
	PAN/IT No. :
	Set/alter GST details ? Yes

Opening Balance (on 1-Apr-2017) : **Accept ?**  
Yes or No

Quit | Accept | Delete

Tally MAIN --> Gateway of Tally --> Accounts Info. --> Ledgers --> Ledger Alteration (c) Tally Solutions Pvt. Ltd., 1998

purchase intra state का ledger create किया है

Tally.ERP 9

Print | Export | E-Mail | Upload | TallyShop | Language | Keyboard | Control Centre | Support

**Ledger Alteration** NavTech Computers


Name : Purchase Intra State (alias) :		<b>Total Opening Balance</b>
		1,50,000.00 Dr
		<i>Difference</i>
		1,50,000.00 Dr

Under : Purchase Accounts	Name Address	<b>Mailing Details</b>
Inventory values are affected ? Yes		
<b>Statutory Information</b>	Provide bank details : No	<b>Tax Registration Details</b>
Is GST Applicable ? <input checked="" type="checkbox"/> Applicable Set/alter GST Details ? No Type of Supply : Goods	PAN/IT No. :	

Opening Balance ( on 1-Apr-2017 ) : Accept ?  
Yes or No

Quit | Accept | Delete

Tally MAIN --> Gateway of Tally --> Accounts Info. --> Ledgers --> Ledger Alteration (c) Tally Solutions Pvt. Ltd., 1988



stock की information के लिय inventory info को select करे

The screenshot displays the Tally.ERP 9 Gateway of Tally interface. At the top, the current period is 1-4-2017 to 31-8-2017 and the current date is Sunday, 2 Jul, 2017. The main area shows a table of selected companies:

Name of Company	Date of Last Entry
NavTech Computers	31-Jul-2017

A menu is open on the right side, listing various options under different categories:

- Masters**
  - Accounts Info
  - Inventory info
- Transactions**
  - Accounting Vouchers
  - Inventory Vouchers
- Utilities**
  - ImpOrt Data
  - Banking
- Reports**
  - Balance Sheet
  - Profit & Loss A/c
  - Stock Summary
  - Ratio Analysis
  - Display
  - Quit

The bottom status bar shows the product name 'Tally.ERP 9', version 'Series A Release 6.0.3 (Latest)', and other system information. A large watermark 'KEY TO SUCCESS' is visible in the background.

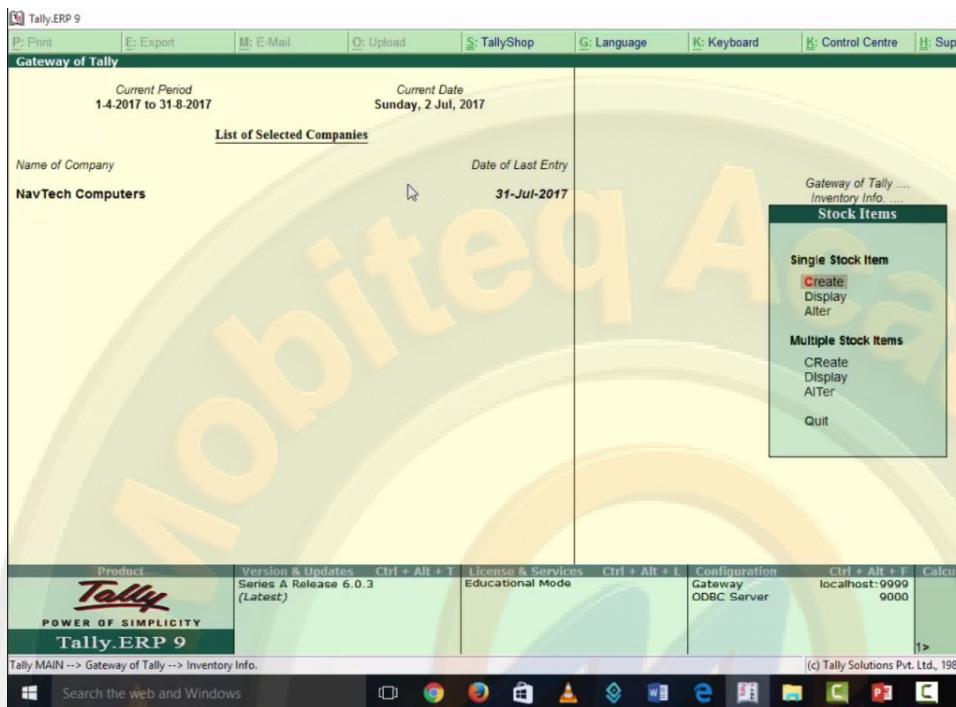
stock items को select करे

The screenshot displays the Tally.ERP 9 software interface. At the top, the menu bar includes options like Print, Export, E-Mail, Upload, TallyShop, Language, Keyboard, Control Centre, and Support. Below the menu, the 'Gateway of Tally' window shows the current period as '1-4-2017 to 31-8-2017' and the current date as 'Sunday, 2 Jul, 2017'. The main area is titled 'List of Selected Companies' and contains a table with columns for 'Name of Company' and 'Date of Last Entry'. The company 'NavTech Computers' is listed with a date of '31-Jul-2017'. A right-click context menu is open over the company name, with 'Inventory Info.' selected. This menu includes options: Stock Groups, Stock Items (highlighted), Units of Measure, Voucher Types, Copy Allocation Details, Tax Rate Setup, and Quit. At the bottom, the software's status bar shows 'Tally MAIN --> Gateway of Tally' and '(c) Tally Solutions Pvt. Ltd., 1988-'. The Windows taskbar is visible at the very bottom.

Name of Company	Date of Last Entry
NavTech Computers	31-Jul-2017

- Stock Groups
- Stock Items
- Units of Measure
- Voucher Types
- Copy Allocation Details
- Tax Rate Setup
- Quit

single stock items के अंतर्गत create को select करे



hp laptop की stock item create की है

Tally.ERP 9

Print | Export | E-Mail | Upload | TallyShop | Language | Keyboard | Control Centre | Support

### Stock Item Alteration

NavTech Computers

Name : **HP Laptop**  
(alias) :

Under : **LAPTOP**  
Units : **pcs**


**Statutory Information**  
GST Applicable : **Applicable**  
Set/alter GST Details ? **No**  
Type of Supply : **Goods**  
Rate of Duty (eg 5) : **0**

Opening Balance	Quantity	Rate per	Value	Accept ?
				<b>Yes or No</b>

Quit | Accept | Delete


Tally MAIN --> Gateway of Tally --> Inventory Info. --> Stock Items --> Stock Item Alteration (c) Tally Solutions Pvt. Ltd., 1988

Search the web and Windows



purchase voucher में composition dealer से purchase की entry की है

Accounting Voucher Alteration (Secondary)		NavTech Computers		Ctrl + M
<b>Purchase</b> No. 8				1-Jul-2017
Supplier invoice no.: COM01	Date : 1-Jul-2017			Saturday
Party A/c name : COMP TECH COMPOSITION DEALER				
Current balance : 20,000.00 Cr				
Purchase ledger : Purchase Intra State				
Name of Item	Quantity	Rate per	Amount	
HP LAPTOP	2 pcs	10,000.00 pcs	20,000.00	
End of List				
Narration:			2 pcs	Accept ?



अगर इसको display में जाकर statutory report को select करके gst को select करे फिर GSTR-1 को select करे तो यहा पर nil rated invoice दिखाया गया है उसको select करे composition dealer की information available हो जाएगी |

GSTR-2									
NavTech Computers									
1-Jul-2017 to 31-Jul-2017									
<b>Returns Summary</b>									
Total number of vouchers for the period									
Included in returns									
Not relevant for returns									
Incomplete/Mismatch in information (to be resolved)									
21									
7									
10									
4									
Table No.	Particulars	Count	Taxable Value	Integrated Tax Amount	Central Tax Amount	State Tax Amount	Cess Amount	Tax Amount	Invoice Amount
4	B2B Invoices								
5	Import of Goods Invoices	1	1,00,000.00	18,000.00				18,000.00	1,00,000.00
6	Import of Services Invoices	1	50,000.00	9,000.00				9,000.00	50,000.00
7	Credit/Debit Notes								
8	Nil Rated Invoices	5	2,50,000.00						2,50,000.00
9	ISD Credit								
10(1)	TDS Credit								
10(2)	TCS Credit								
11	ITC Received								
12	Tax liability under Reverse Charge on Advance								
13	Tax Paid under Reverse Charge on Advance								
14	ITC Reversal								
Note: Tables 1-3 capture generic information already available on the portal, and are not displayed here.									
Quit									
Ctrl + N									
Voucher Register									
NavTech Computers									
1-Jul-2017 to 31-Jul-2017									
Vouchers of : Nil Rated Invoices									
Particulars	Taxable Value								
Exempted	1,00,000.00								
Nil-Rated	75,000.00								
Non GST	10,000.00								
URD Purchases	45,000.00								
Composition Dealer Purchases	20,000.00								
Grand Total									
								2,50,000.00	
Quit									
Ctrl + N									

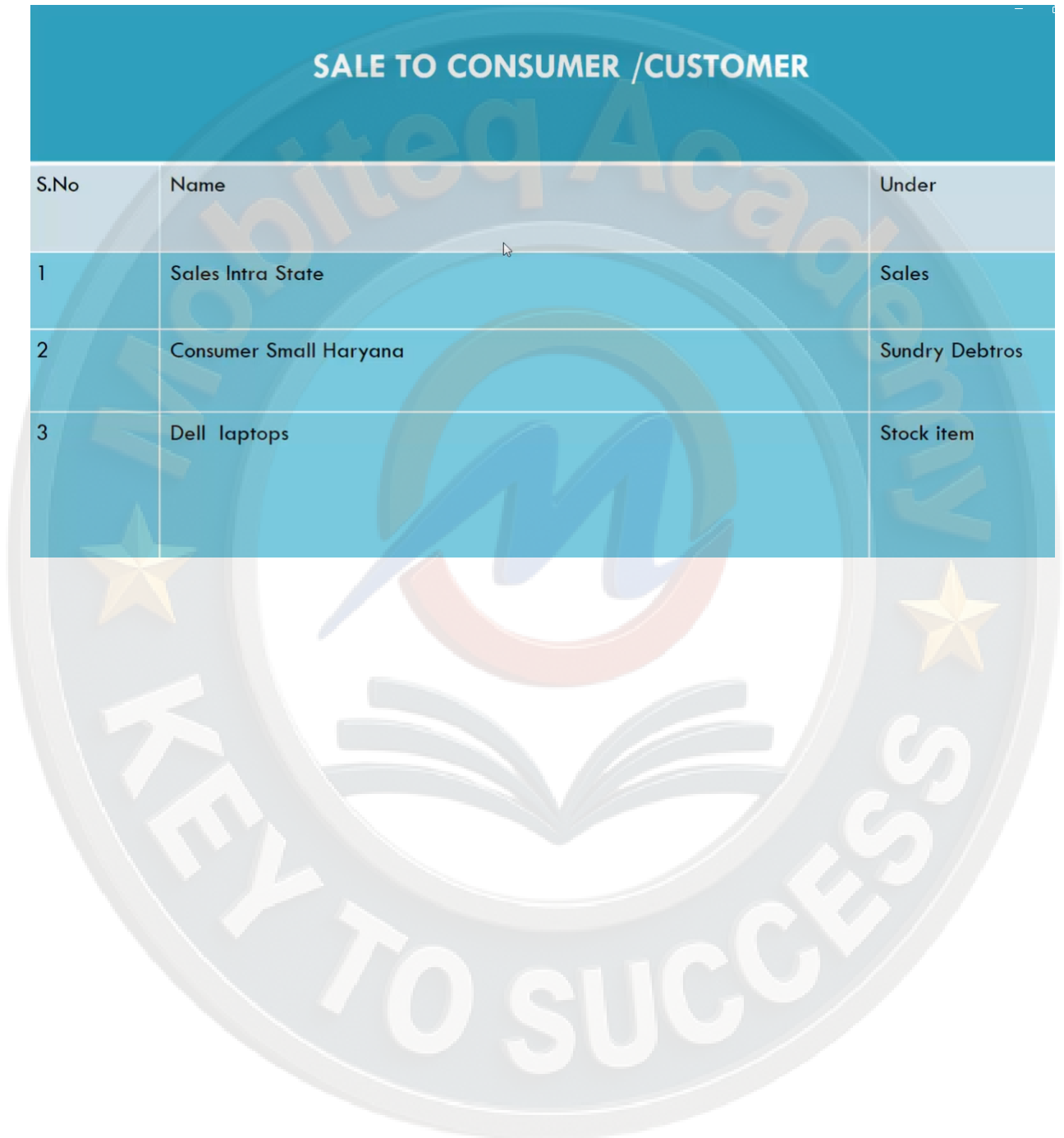
अब हम बात करेंगे उन dealer के बारे में जो customer के साथ directly deal करते हैं जैसे कोई करियाना store है या medical store है ये directly customers को sales करते हैं  
 यदि ये sale intra state होती है तो tax wise summary देना होता है ये return के समय देना है जब अपनी return फाइल करते हैं  
 यदि ये inter state sale है और sale 250000 तो tax wise summary के साथ state wise summary भी देनी होती है और invoice number भी properly enter करना होता है

### **Intrastate/ Interstate Sale To Consumer /Customer**

- ❑ If we sale directly to consumer or customer who is going to consume the product /goods / services
- ❑ and the sale in intrastate ( we have to provide tax wise summary)
- ❑ or the sale amount is greater than 2,50,000 in interstate  
 Than we have to provide tax wise and state wise summary.

यहा एक example दिया हुआ है

SALE TO CONSUMER /CUSTOMER		
S.No	Name	Under
1	Sales Intra State	Sales
2	Consumer Small Haryana	Sundry Debtors
3	Dell laptops	Stock item



यहाँ से account info को select करें।

The screenshot shows the Tally ERP 9 Gateway of Tally interface. The main window displays the 'List of Selected Companies' with the following details:

Name of Company	Date of Last Entry
NavTech Computers	31-Jul-2017

Additional information shown includes:

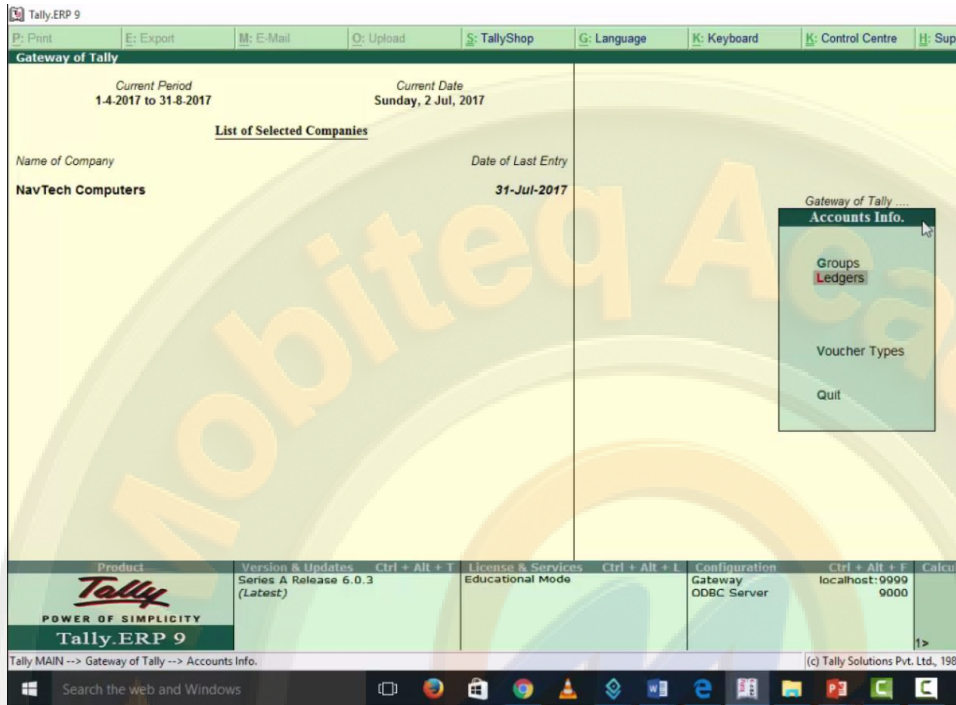
- Current Period: 1-4-2017 to 31-8-2017
- Current Date: Sunday, 2 Jul, 2017

A menu is open on the right side, showing the following options:

- Masters**
  - Accounts Info (highlighted)
  - Inventory Info
- Transactions**
  - Accounting Vouchers
  - Inventory Vouchers
- Utilities**
  - ImpOrt Data
  - Banking
- Reports**
  - Balance Sheet
  - Profit & Loss A/c
  - Stock Summary
  - Ratio Analysis
- Display
- Quit

The bottom status bar shows the product name 'Tally.ERP 9', version 'Series A Release 6.0.3 (Latest)', and license 'Educational Mode'. The taskbar at the bottom includes the Windows search bar and various application icons.

यहा से ledger को select करे |



create को select करे |

The screenshot displays the Tally.ERP 9 software interface. At the top, the title bar shows 'Tally.ERP 9'. Below it, a menu bar contains options: Print, Export, E-Mail, Upload, TallyShop, Language, Keyboard, Control Centre, and Support. The main window is titled 'Gateway of Tally' and shows the following information:

- Current Period: 1-4-2017 to 31-8-2017
- Current Date: Sunday, 2 Jul, 2017
- List of Selected Companies
- Name of Company: NavTech Computers
- Date of Last Entry: 31-Jul-2017

A context menu is open over the 'Ledgers' option, showing the following actions:

- Single Ledger
  - Create
  - Display
  - Alter
- Multiple Ledgers
  - CRate
  - Display
  - AlTer
  - Quit

The bottom status bar shows the following information:

- Product: Tally.ERP 9
- Version & Updates: Series A Release 6.0.3 (Latest)
- License & Services: Educational Mode
- Configuration: Gateway ODBC Server
- Gateway: localhost:9999
- Calcu: 9000

The Windows taskbar at the bottom shows the search bar and various application icons. A large watermark is visible in the background, reading 'KEY TO SUCCESS' and 'Mobiteq Academy'.

consumer small dr का ledger create किया है

Tally.ERP 9

NavTech Computers

**Ledger Alteration**

Name : CONSUMER SMALL DR  
(alias)

Total Opening Balance : 1,50,000.00 Dr  
Difference : 1,50,000.00 Dr

Under : Sundry Debtors (Current Assets)  
Maintain balances bill-by-bill ? No  
Inventory values are affected ? No

Name Address : CONSUMER SMALL DR  
Country : India  
State : Haryana  
Pincode :  
(Select the applicable state to calculate GST during voucher entry.)  
Provide bank details : No

Tax Registration Details  
PAN/IT No. :  
Set/alter GST details ? y

Opening Balance (on 1-Apr-2017) :

Quit Accept Delete

Tally MAIN --> Gateway of Tally --> Accounts Info. --> Ledgers --> Ledger Alteration (c) Tally Solutions Pvt. Ltd., 1988

---

Tally.ERP 9

NavTech Computers

**GST Details**

Name : CONSUMER SMALL DR  
(alias)

Total Opening Balance : 1,50,000.00 Dr  
Difference : 1,50,000.00 Dr

Under : Sundry Debtors (Current Assets)  
Maintain balances bill-by-bill ? No  
Inventory values are affected ? No

Name Address : CONSUMER SMALL DR  
Country : India  
State : Haryana  
Pincode :  
(Select the applicable state to calculate GST during voucher entry.)  
Provide bank details : No

Tax Registration Details  
PAN/IT No. :  
Set/alter GST details ? y

Registration Types  
Unknown  
Composition  
Consumer  
Regular  
Unregistered

GST Details  
Registration type : Consumer  
GSTIN/UIN :  
Party Type :  
Is a e-Commerce operator ?

Opening Balance (on 1-Apr-2017) :

Quit

Tally MAIN --> Gateway of Tally --> Accounts Info. --> Ledgers --> Ledger Alteration --> GST Details (c) Tally Solutions Pvt. Ltd., 1988

यहा से accept कर ले

Tally.ERP 9

Print Export E-Mail Upload TallyShop Language Keyboard Control Centre

**Ledger Alteration** NavTech Computers

Name : CONSUMER SMALL DR (alias) :	Total Opening Balance
	1,50,000.00 Dr
	Difference
	1,50,000.00 Dr

Under : Sundry Debtors  
(Current Assets)

Mailing Details

Name : CONSUMER SMALL DR

Address :

Country : India

State : Haryana Pincode :

(Select the applicable state to calculate GST during voucher entry.)

Provide bank details : No

Tax Registration Details

PAN/IT No. :

Set/alter GST details ? Yes

Accept ?  
Yes or No

Opening Balance (on 1-Apr-2017) :

Quit Accept Delete

Tally MAIN --> Gateway of Tally --> Accounts Info. --> Ledgers --> Ledger Alteration (c) Tally Solutions Pvt. Ltd., I

Search the web and Windows

sales intra state का ledger create किया है

Tally.ERP 9

Print | Export | E-Mail | Upload | TallyShop | Language | Keyboard | Control Centre | Support

**Ledger Alteration** NavTech Computers

Name : Sales Intra State (alias) :		<b>Total Opening Balance</b>
		1,50,000.00 Dr
		<b>Difference</b>
		1,50,000.00 Dr

Under : Sales Accounts      Name Address

Inventory values are affected ? Yes

**Statutory Information**

Is GST Applicable ?  Applicable  
Set/alter GST Details ? No  
Type of Supply : Goods

Provide bank details : No

**Tax Registration Details**

PAN/IT No. :

Accept ?  
Yes or No

Opening Balance (on 1-Apr-2017) :

Quit | Accept | Delete

Tally MAIN --> Gateway of Tally --> Accounts Info. --> Ledgers --> Ledger Alteration (c) Tally Solutions Pvt. Ltd., 19

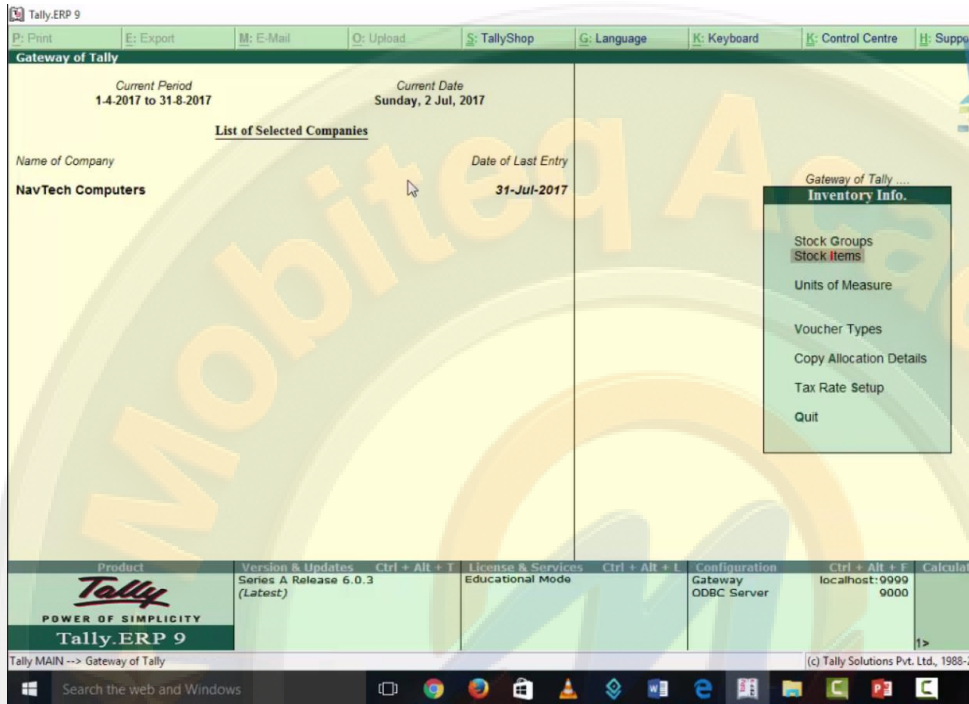
Search the web and Windows

stock की information के लिये inventory info को select करे

The screenshot shows the Tally.ERP 9 Gateway of Tally interface. At the top, there are menu options: P: Print, E: Export, M: E-Mail, O: Upload, S: TallyShop, G: Language, K: Keyboard, C: Control Centre, and H: Support. The main area displays the current period (1-4-2017 to 31-8-2017) and current date (Sunday, 2 Jul, 2017). Below this is a table titled 'List of Selected Companies' with columns for 'Name of Company' and 'Date of Last Entry'. The table contains one entry: 'NavTech Computers' with a date of '31-Jul-2017'. A right-hand menu is open, showing categories: Masters (Accounts Info, Inventory Info), Transactions (Accounting Vouchers, Inventory Vouchers), Utilities (ImpOrt Data, BaNking), Reports (Balance Sheet, Profit & Loss Ac, Stock Summary, Ratio Analysis), Display, and Quit. The 'Inventory Info' option is highlighted. At the bottom, there is a status bar with product information (Tally.ERP 9, Series A Release 6.0.3), license details (Educational Mode), and configuration (Gateway ODBC Server, localhost:9090, 9000). The Windows taskbar is visible at the very bottom.

Name of Company	Date of Last Entry
NavTech Computers	31-Jul-2017

stock items को select करे



single stock items के अंतर्गत create को select करे



dell laptop का stock item create किया है

Tally.ERP 9

Print Export E-Mail Upload TallyShop Language Keyboard Control Centre

**Stock Item Alteration** NavTech Computers

Name : Dell Laptop  
(alias) :

Under : LAPTOP  
Units : pcs

**Statutory Information**  
GST Applicable :  Applicable  
Set/alter GST Details : No  
Type of Supply : Goods  
Rate of Duty (eg 5) :

Opening Balance	Quantity	Rate per	Value
	20 pcs		

Quit Accept Delete

Tally MAIN --> Gateway of Tally --> Inventory Info. --> Stock Items --> Stock Item Alteration (c) Tally Solutions Pvt. Ltd.

Tally.ERP 9

Print Export E-Mail Upload TallyShop Language Keyboard Control Centre Support

**GST Details** NavTech Computers

GST Details for Stock Item:  
Dell Laptop

**Tax Details**  
(From 1-Jul-2017)

Calculation type : **On Value**  
Taxability : Taxable

**Calculation Type**  
On Item Rate  
On Value

**Tax Type**

Tax Type	Rate
Integrated Tax	18 %
Central Tax	9 %
State Tax	9 %
Cess	0 %

Opening Balance	Quantity	Rate per	Value
	20 pcs		

Quit

Tally MAIN --> Gateway of Tally --> Inventory Info. --> Stock Items --> Stock Item Alteration --> GST Details (c) Tally Solutions Pvt. Ltd., 1998-

अब हम इसकी entry करेगे sales voucher में इसकी entry की है intra state sale है तो cgst और sgst charge होगा और इसको accept कर लेंगे

Name of Item	Quantity	Rate per	Amount
DELL LAPTOP	3 pcs	26,000.00 pcs	78,000.00
CGST			7,020.00
SGST			7,020.00

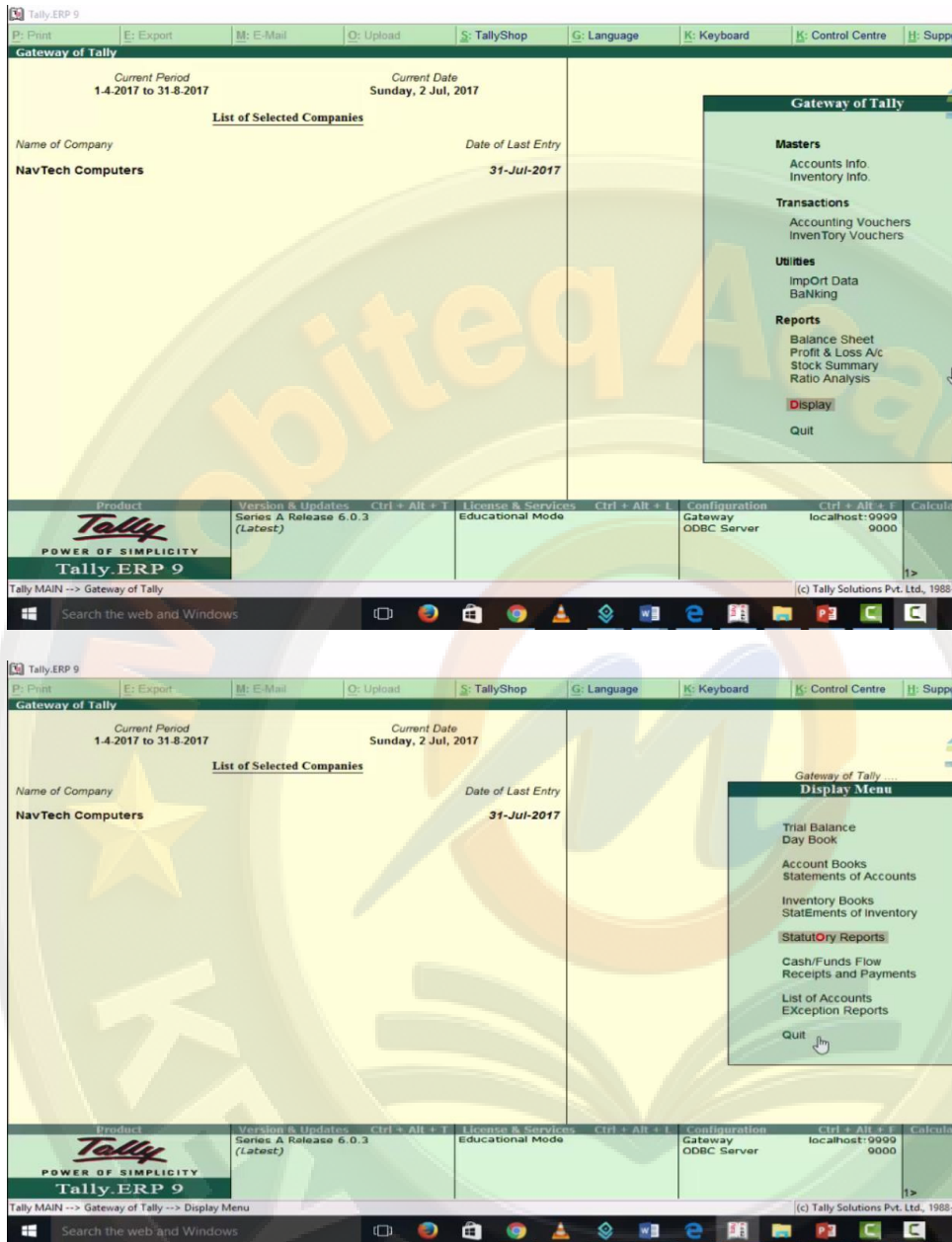
Party A/c name : CONSUMER SMALL DR  
 Current balance : 92,040.00 Dr  
 Sales ledger : Sales Intra State

Accept ?  
 Yes No

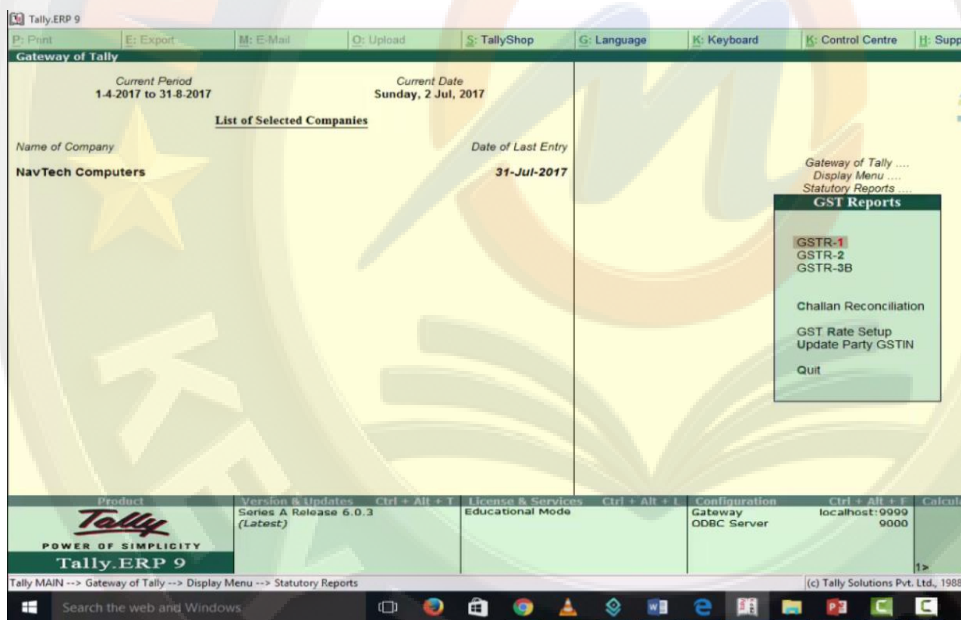
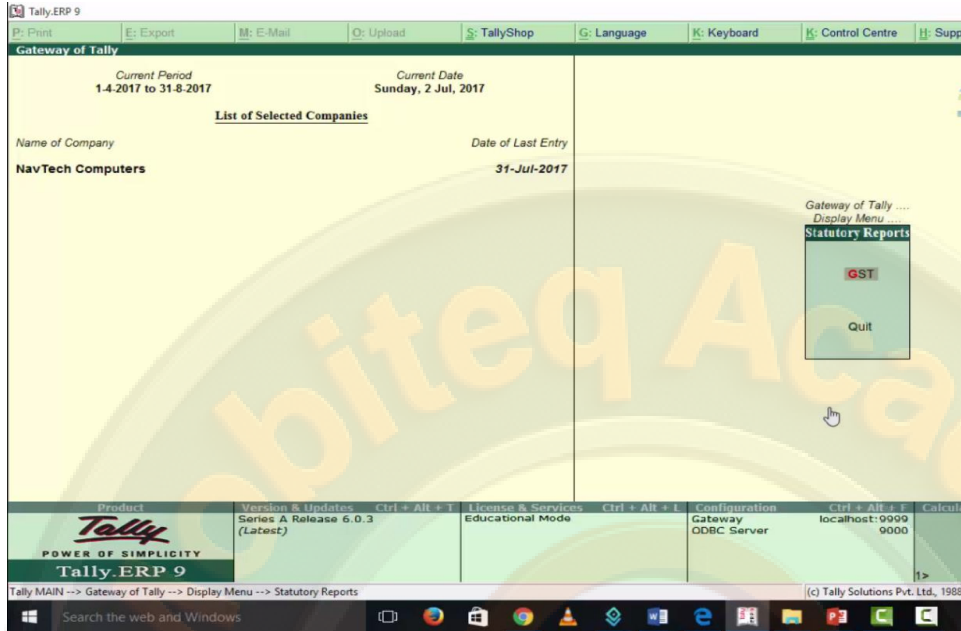
Quit Accept Delete Cancel

Tally MAIN --> Gateway of Tally --> Display Menu --> Day Book --> Accounting Voucher Alteration (Secondary) (c) Tally Solutions Pvt. Ltd., 1988-2017 Sun, 27 Aug. 2017 10:13:39

यहा से यदि हम display को select करे और statutory report को select करे



फिर gst और gstr-1 जो की sales से related है उसको select करे



तो यहा पर एक row available हो गयी है B2C(small) invoice की और enter करके देखे इसकी proper entry show हो जाएगी |

GSTR-1									
Returns Summary									
Total number of vouchers for the period									21
Included in returns									6
Not relevant for returns									15
Incomplete/Mismatch in information (to be resolved)									0
Table No.	Particulars	Count	Taxable Value	Integrated Tax Amount	Central Tax Amount	State Tax Amount	Cess Amount	Tax Amount	Invoice Amount
5	B2B Invoices	2	1,25,000.00	11,700.00	5,400.00	5,400.00		22,500.00	1,47,500.00
6	B2C(Large) Invoices	1	2,60,000.00	46,800.00				46,800.00	3,06,800.00
7	B2C(Small) Invoices	1	78,000.00		7,020.00	7,020.00		14,040.00	92,040.00
8	Credit/Debit Notes	1	13,000.00	2,340.00				2,340.00	15,340.00
9	Nil Rated Invoices	1	44,000.00						44,000.00
10	Exports Invoices								
11	Tax Liability on Advances								
12	Setoff of Tax Paid against Advances								

Date	Particulars	GSTIN/UID	Vch Type	Vch No.	Taxable Value	Integrated Tax Amount	Central Tax Amount	State Tax Amount	Cess Amount	Total Tax Amount	Invoice Amount
1-7-2017	CONSUMER SMALL DR		Sales	2	78,000.00		7,020.00	7,020.00		14,040.00	92,040.00
<b>Grand Total</b>					<b>78,000.00</b>		<b>7,020.00</b>	<b>7,020.00</b>		<b>14,040.00</b>	<b>92,040.00</b>

Quit

Tally MAIN -> Gateway of Tally -> Display Menu -> Statutory Reports -> GST Reports -> GSTR-1 -> Voucher Register -> ...

(c) Tally Solutions Pvt. Ltd., 1998-2017 Sun, 27 Aug 2017 10:16:53

Search the web and Windows

10:16 AM 27-Aug-17

यहा पर consumer small one की sales voucher में entry की है

Name of Item	Quantity	Rate per	Amount
DELL LAPTOP	5 pcs	26,000.00 pcs	1,30,000.00
CGST			11,700.00
SGST			11,700.00

Party A/c name : CONSUMER SMALL ONE  
 Current balance : 1,53,400.00 Dr  
 Sales ledger : Sales Intra State

Narration: \_\_\_\_\_

5 pcs

Accept ?  
Yes or No

Q: Quit    A: Accept    D: Delete    X: Cancel

Tally MAIN --> Gateway of Tally --> Display Menu --> Day Book --> Accounting Voucher Alteration (Secondary)    (c) Tally Solutions Pvt. Ltd., 1988-2017    Sun, 27 Aug, 2017    10:22:07

Search the web and Windows

तो यहा पर एक row available हो गयी है B2C(small) invoice की और enter करके देखे इसकी proper entry show हो जाएगी |

Table No.	Particulars	Count	Taxable Value	Integrated Tax Amount	Central Tax Amount	State Tax Amount	Cess Amount	Tax Amount	Invoice Amount
5	B2B Invoices	2	1,25,000.00	11,700.00	5,400.00	5,400.00		22,500.00	1,47,500.00
6	B2C(Large) Invoices	1	2,60,000.00	46,800.00				46,800.00	3,06,800.00
7	B2C(Small) Invoices	2	2,08,000.00		18,720.00	18,720.00		37,440.00	2,45,440.00
8	Credit/Debit Notes	1	13,000.00	2,340.00				2,340.00	15,340.00
9	Nil Rated Invoices	1	44,000.00						44,000.00
10	Exports Invoices								
11	Tax Liability on Advances								
12	Setoff of Tax Paid against Advances								

Note: Tables 1-4 capture generic information already available on the portal, and are not displayed here.

Date	Particulars	GSTIN/UII	Vch Type	Vch No.	Taxable Value	Integrated Tax Amount	Central Tax Amount	State Tax Amount	Cess Amount	Total Tax Amount	Invoice Amount
1-7-2017	CONSUMER SMALL DR		Sales	2	78,000.00		7,020.00	7,020.00		14,040.00	92,040.00
2-7-2017	CONSUMER SMALL ONE		Sales	6	1,30,000.00		11,700.00	11,700.00		23,400.00	1,53,400.00
<b>Grand Total</b>					<b>2,08,000.00</b>		<b>18,720.00</b>	<b>18,720.00</b>		<b>37,440.00</b>	<b>2,45,440.00</b>

ये inter state sale है और sale 250000 तो tax wise summary के साथ state wise summary भी देनी होती है और invoice number भी properly enter करना होता है और ऐसी sale करते है तो bill wise details gst return के साथ देनी होती है

## Interstate Sale To Consumer /Customer More Than 2,50,000

- If we sale directly to consumer or customer who is going to consume the product /goods / services
- and the same amount is more than 2,50,000
- And the sale is interstate
- Than we have to provide bill wise detail in our GST RETURN

इसके लिय required ledger यह है

### Interstate Sale To Consumer /Customer More Than 2,50,000

S.No	Name	Under
1	Sales Interstate	Sales
2	Consumer large sale Punjab (debtor)	Sundry Debtors
3	Dell laptops	Stock item

यहा सबसे पहले masters के अंतर्गत account info को select करे

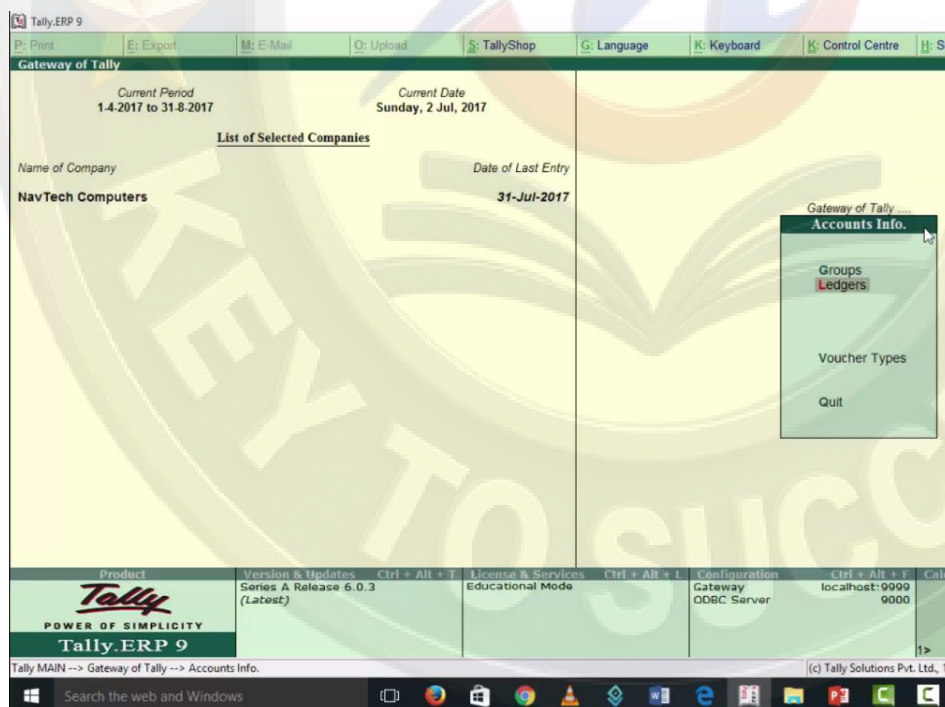
The screenshot displays the Tally.ERP 9 Gateway of Tally interface. At the top, the current period is 1-4-2017 to 31-8-2017 and the current date is Sunday, 2 Jul, 2017. The main area shows a 'List of Selected Companies' with one entry: NavTech Computers, with a date of last entry of 31-Jul-2017. A dropdown menu is open on the right, listing various options under different categories: Masters (Accounts info, Inventory info), Transactions (Accounting Vouchers, Inventory Vouchers), Utilities (ImpOrt Data, BaNking), Reports (Balance Sheet, Profit & Loss A/c, Stock Summary, Ratio Analysis), Display, and Quit. The bottom status bar shows the product name 'Tally.ERP 9' and the version 'Series A Release 6.0.3 (Latest)'. The Windows taskbar is visible at the bottom of the screen.

List of Selected Companies	
Name of Company	Date of Last Entry
NavTech Computers	31-Jul-2017

Gateway of Tally	
<b>Masters</b>	Accounts info
	Inventory info
<b>Transactions</b>	Accounting Vouchers
	Inventory Vouchers
<b>Utilities</b>	ImpOrt Data
	BaNking
<b>Reports</b>	Balance Sheet
	Profit & Loss A/c
	Stock Summary
	Ratio Analysis
	Display
	Quit

Product	Version & Updates	License & Services	Configuration
Tally POWER OF SIMPLICITY Tally.ERP 9	Series A Release 6.0.3 (Latest)	Educational Mode	Gateway ODBC Server

यहा से ledger को select करे |



The screenshot shows the Tally.ERP 9 software interface. At the top, there is a menu bar with options: Print, Export, E-Mail, Upload, TallyShop, Language, Keyboard, Control Centre, and Settings. Below the menu bar, the main window displays the 'Gateway of Tally' screen. The current period is '1.4.2017 to 31.8.2017' and the current date is 'Sunday, 2 Jul, 2017'. A table titled 'List of Selected Companies' is shown with the following data:

Name of Company	Date of Last Entry
NavTech Computers	31-Jul-2017

A context menu is open over the table, showing options: 'Accounts Info.', 'Groups', 'Ledgers', 'Voucher Types', and 'Quit'. The 'Ledgers' option is highlighted. At the bottom of the screen, there is a status bar with the following information: Product: Tally.ERP 9, Version & Updates: Series A Release 6.0.3 (Latest), License & Services: Educational Mode, Configuration: Gateway ODBC Server, localhost:9900 9000. The Windows taskbar is visible at the bottom of the screen.

create को select करे |

The screenshot displays the Tally.ERP 9 software interface. At the top, the title bar reads 'Tally.ERP 9'. Below it is a menu bar with options: Print, Export, E-Mail, Upload, TallyShop, Language, Keyboard, Control Centre, and Support. The main window is titled 'Gateway of Tally' and shows the following information:

- Current Period: 1.4.2017 to 31.8.2017
- Current Date: Sunday, 2 Jul, 2017
- List of Selected Companies

Name of Company	Date of Last Entry
NavTech Computers	31-Jul-2017

A context menu is open over the 'NavTech Computers' entry, showing the following options:

- Gateway of Tally ....
- Accounts Info. ....
- Ledgers**
- Single Ledger
  - Create
  - Display
  - Alter
- Multiple Ledgers
  - Create
  - Display
  - Alter
- Quit

The bottom status bar shows the following information:

- Product: Tally.ERP 9
- Version & Updates: Series A Release 6.0.3 (Latest)
- License & Services: Educational Mode
- Configuration: Gateway ODBC Server
- localhost:9999 9000

The Windows taskbar at the bottom shows the search bar and several application icons.

consumer large dr punjab inter का ledger create किया

Tally.ERP 9

Print | Export | E-Mail | Upload | TallyShop | Language | Keyboard | Control Centre | Support

**Ledger Alteration** NavTech Computers

Name : CONSUMER LARGE DR PUNJAB INTER (alias)		Total Opening Balance
		1,50,000.00 Dr
		Difference
		1,50,000.00 Dr

Under : Sundry Debtors (Current Assets)	Name : CONSUMER LARGE DR PUNJAB INTER
Maintain balances bill-by-bill ? No	Address
Inventory values are affected ? No	Country : India
	State : Punjab
	Pincode
	(Select the applicable state to calculate GST during voucher entry.)
	Provide bank details : No
	<b>Tax Registration Details</b>
	PAN/IT No.
	Set/alter GST details ? Yes

Opening Balance (on 1-Apr-2017) : Accept ?  
Yes or No

Quit | Accept | Delete

Tally MAIN --> Gateway of Tally --> Accounts Info. --> Ledgers --> Ledger Alteration (c) Tally Solutions Pvt. Ltd., 1988

sales inter state ledger बनाया

Tally.ERP 9

P: Print E: Export M: E-Mail O: Upload S: TallyShop G: Language K: Keyboard C: Control Centre H: Sup

**Ledger Alteration** NavTech Computers

Name : Sales Inter State (alias) :		<b>Total Opening Balance</b>	
		1,50,000.00 Dr	
		Difference	
		1,50,000.00 Dr	

Under : Sales Accounts

Inventory values are affected ? Yes

**Statutory Information**

Is GST Applicable ?  Applicable  
Set/alter GST Details ? No  
Type of Supply : Goods

**Mailing Details**

Name Address

Provide bank details : No

**Tax Registration Details**

PAN/IT No.

Opening Balance ( on 1-Apr.2017 ) :

Accept ?  
Yes or No

Quit Accept Delete

Tally MAIN --> Gateway of Tally --> Accounts Info. --> Ledgers --> Ledger Alteration (c) Tally Solutions Pvt. Ltd., 198

stock की information के लिय inventory info को select करे

The screenshot displays the Tally.ERP 9 Gateway of Tally interface. At the top, there is a menu bar with options: Print, Export, E-Mail, Upload, TallyShop, Language, Keyboard, Control Centre, and Support Centre. Below the menu bar, the current period is 1-4-2017 to 31-8-2017 and the current date is Sunday, 2 Jul, 2017.

The main area shows a table titled "List of Selected Companies" with the following data:

Name of Company	Date of Last Entry
NavTech Computers	31-Jul-2017

A context menu is open on the right side of the table, listing various options under different categories:

- Masters**
  - Accounts Info
  - Inventory Info (highlighted)
- Transactions**
  - Accounting Vouchers
  - InvenTory Vouchers
- Utilities**
  - ImpOrt Data
  - BaNking
- Reports**
  - Balance Sheet
  - Profit & Loss A/c
  - Stock Summary
  - Ratio Analysis
  - Display
  - Quit

The bottom status bar shows the Tally logo, version information (Series A Release 6.0.3), educational mode, gateway configuration (localhost:9099), and the Tally Solutions Pvt. Ltd. copyright notice.

stock items को select करे

The screenshot shows the Tally.ERP 9 Gateway of Tally interface. The main window displays the 'List of Selected Companies' table with the following data:

Name of Company	Date of Last Entry
NavTech Computers	31-Jul-2017

A context menu is open over the 'Stock Items' option, listing the following options:

- Stock Groups
- Stock Items
- Units of Measure
- Voucher Types
- Copy Allocation Details
- Tax Rate Setup
- Quit

The bottom status bar shows the following information:

- Product: Tally.ERP 9
- Version & Updates: Series A Release 6.0.3 (Latest)
- License & Services: Educational Mode
- Configuration: Gateway ODBC Server, localhost:9099, 9000

single stock items के अंतर्गत create को select करे

The screenshot shows the Tally.ERP 9 software interface. The main window is titled 'Gateway of Tally' and displays a table of selected companies. A context menu is open over the table, showing options for 'Single Stock Item' and 'Multiple Stock Items'.

Name of Company	Date of Last Entry
NavTech Computers	31-Jul-2017

The context menu options are:

- Single Stock Item
  - Create
  - Display
  - Alter
- Multiple Stock Items
  - CReate
  - DSisplay
  - AIrTer
  - Quit

The bottom status bar shows: Tally MAIN --> Gateway of Tally --> Inventory Info. (c) Tally Solutions Pvt. Ltd., 1988-

dell laptop का stock item create किया है

Tally.ERP 9

P: Print E: Export M: E-Mail O: Upload S: TallyShop G: Language K: Keyboard K: Control Centre H: Supp

**Stock Item Alteration** NavTech Computers

Name : **Dell Laptop**  
(alias) :

Under : **LAPTOP**  
Units : **pcs**

**Statutory Information**

GST Applicable :  **Applicable**  
Set/alter GST Details ? **No**  
Type of Supply : **Goods**  
Rate of Duty (eg 5) : **0**

Opening Balance      **Quantity**      **Rate per**      **Value**      **Accept ?**  
   **20 pcs**

Yes or No

Quit      Accept      Delete

Tally MAIN --> Gateway of Tally --> Inventory Info. --> Stock Items --> Stock Item Alteration (c) Tally Solutions Pvt. Ltd., 1988

अब हम इसकी entry करेगे sales voucher को select करके इसकी entry की inter state sales है तो igst charge होगा

Name of Item	Quantity	Rate per	Amount
DELL LAPTOP	10 pcs	26,000.00 pcs	2,60,000.00
IGST			46,800.00

Party A/c name : CONSUMER LARGE DR PUNJAB INTER  
 Current balance : 3,06,800.00 Dr  
 Sales ledger : Sales Inter State

Narration: \_\_\_\_\_

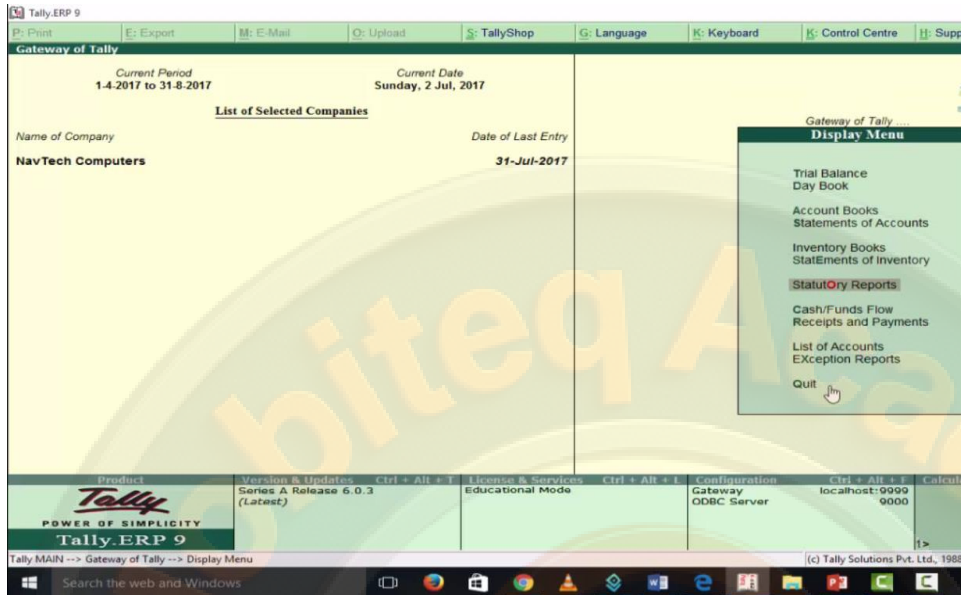
10 pcs

Q: Quit    A: Accept    D: Delete    X: Cancel

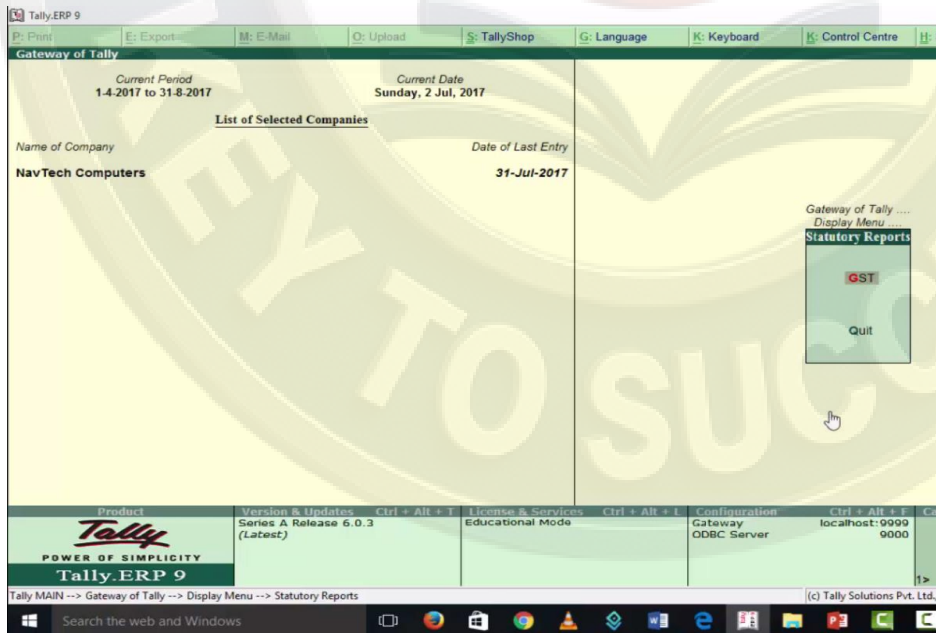
Tally MAIN --> Gateway of Tally --> Display Menu --> Day Book --> Accounting Voucher Alteration (Secondary)    (c) Tally Solutions Pvt. Ltd., 1988-2017    Sun, 27 Aug, 2017

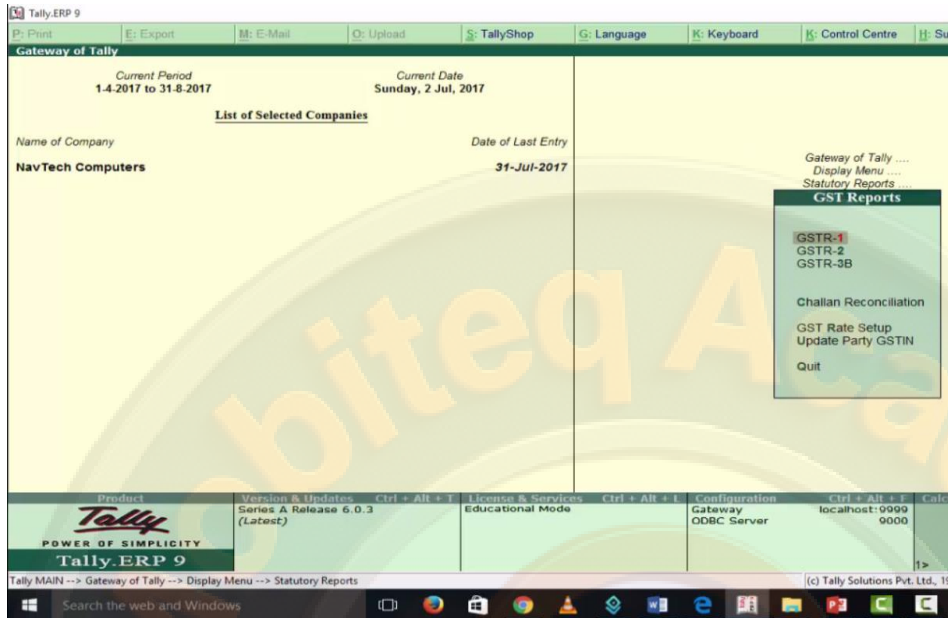
यहा से यदि हम display को select करे और statutory report को select करे





फिर gst और gstr-1 जो की sales से related है उसको select करे

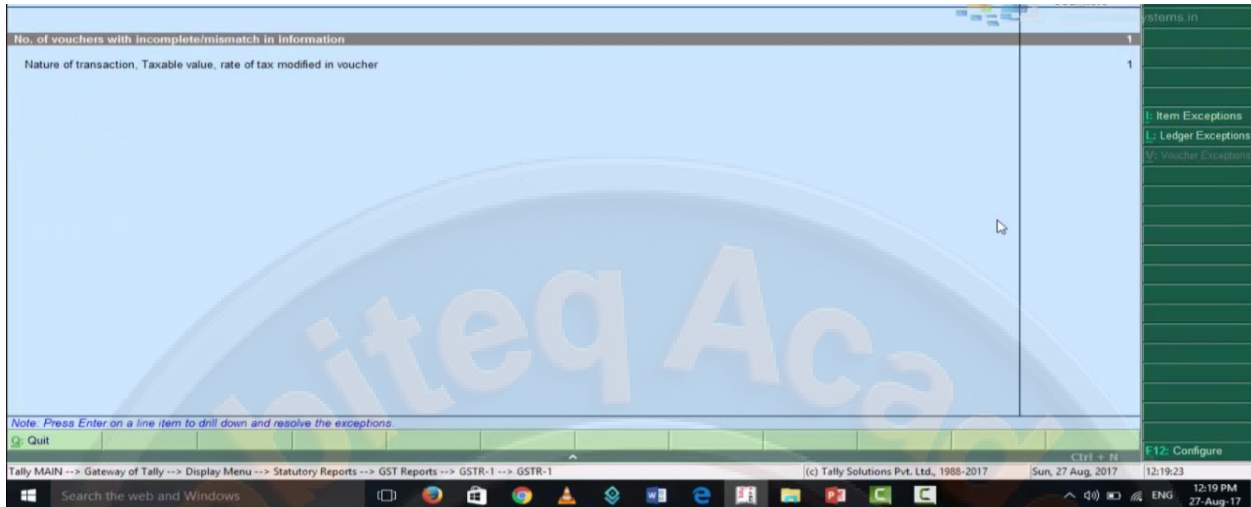




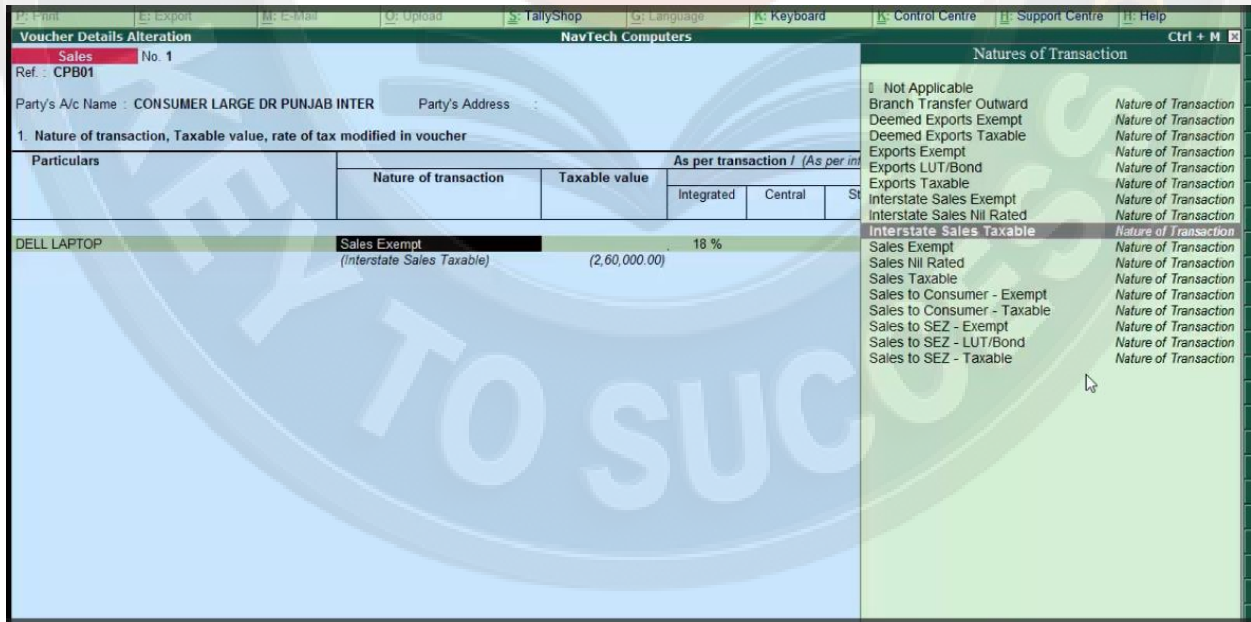
तो यहा पर एक row available हो गयी है B2C(large) invoice की और देखिये यह यहा पर show नहीं हो रहा तो इसके हम incomplete mismatch in information को select करेगे और enter करेगे और जो incomplete information को workout करते है

Table No.	Particulars	Count	Taxable Value	Integrated Tax Amount	Central Tax Amount	State Tax Amount	Cess Amount	Tax Amount	Invoice Amount
5	B2B Invoices	2	1,25,000.00	11,700.00	5,400.00	5,400.00		22,500.00	1,47,500.00
6	B2C(Large) Invoices								
7	B2C(Small) Invoices	2	2,08,000.00		18,720.00	18,720.00		37,440.00	2,45,440.00
8	Credit/Debit Notes	1	13,000.00	2,340.00				2,340.00	15,340.00
9	Nil Rated Invoices	1	44,000.00						44,000.00
10	Exports Invoices								
11	Tax Liability on Advances								
12	Setoff of Tax Paid against Advances								

Note: Tables 1-4 capture generic information already available on the portal, and are not displayed here.



यहा पर nature of transaction sales exempt है जो की mismatch information है हम यहा पर interstate sales taxable को select करेगे और save कर लेंगे



Particulars		Nature of transaction	Taxable value	As per transaction / (As per inference)			Rate of tax		
				Integrated	Central	State	Cess		
							Valuation Type	Rate	Rate Per
DELL LAPTOP		Interstate Sales Taxable (Interstate Sales Taxable)	(2,60,000.00)			18 %	Based on Value		

Party's A/c Name : CONSUMER LARGE DR PUNJAB INTER      Party's Address :      Total Invoice Value : 3,06,800.00

1. Nature of transaction, Taxable value, rate of tax modified in voucher

Quit      Accept

और देखे यह इस table से हट जायेगा और यही bil B2C large invoice में show होगा जब भी कोई कमी रह जाये किसी entry में तो हम incomplete और mismatch इन information में देख सकते है और इसको modify कर सकते है

Tally.ERP 9

P: Print E: Export M: E-Mail O: Upload S: TallyShop G: Language K: Keyboard L: Control Centre H: Support Centre

**Exception Resolution**  
List of vouchers with incomplete/mismatch in information

Sl. No.	Date	Particulars	Vch Type	Vch No.	Amount	No. of exceptions	Type of mismatch/incomplete
(Empty table body)							

Note: Press Enter on a line item to drill down and resolve the exceptions.

Q: Quit Enter: Alter Space: Select

Tally MAIN --> Gateway of Tally --> Display Menu --> Statutory Reports --> GST Reports --> GSTR-1 --> GSTR-1 --> Exception ... (c) Tally Solutions Pvt. Ltd., 1988-2017

---

GSTR-1

NavTech Computers

1-Jul-2017 to 31-Jul-2017

**Returns Summary**

Total number of vouchers for the period	22
Included in returns	6
Not relevant for returns	15
Incomplete/Mismatch in information (to be resolved)	1

Table No.	Particulars	Count	Taxable Value	Integrated Tax Amount	Central Tax Amount	State Tax Amount	Cess Amount	Tax Amount	Invoice Amount
5	B2B Invoices	2	1,25,000.00	11,700.00	5,400.00	5,400.00		22,500.00	1,47,500.00
6	B2C(Large) Invoices								
7	B2C(Small) Invoices	2	2,08,000.00		18,720.00	18,720.00		37,440.00	2,45,440.00
8	Credit/Debit Notes	1	13,000.00	2,340.00				2,340.00	15,340.00
9	Nil Rated Invoices	1	44,000.00						44,000.00
10	Exports Invoices								
11	Tax Liability on Advances								
12	Setoff of Tax Paid against Advances								

gst returns gst का बहुत ही महत्वपूर्ण part है हर business को अपने account से related information govt के साथ share करनी पडती है पहले ये quarter statement में जाती थी लेकिन gst

आने के बाद monthly accounts statement के साथ govt को जमा करवाना पड़ता है और इसे दो तरीके से submit करवा सकते हैं 1. online 2. offline

1. online :- इससे हम online एक website (<https://www.gst.gov.in/>) पर जाकर user name और password मिल जायेगा वहा पर returns को submit कर सकते हैं
2. offline :- offline के लिय govt ने offline tool दे दिया है जिसको download करके system में install करके returns को भर सकते हैं और वही से internet connect करके return को file भी कर सकते हैं

इससे govt को भी फायदा होता है उसे tax calculate करना आसान हो जाता है

gst में चार return भर कर देनी होती है GSTR-1, GSTR-2, GSTR-3, GSTR-9

GSTR-1 :- जो भी हमने sale किया है उसकी सारी information इसमें fill करके देते हैं यह online और offline दोनों तरह से fill कर सकते हैं

GSTR-2 :- इसमें हमारी purchase की सभी details रहती है और यह हम नहीं बनाते हैं यह automatic auto populated returns रहती है जो gstin panel पर आपने आप हमारे पास आ जाती है

GSTR-3 :- इसमें हमने purchase करते समय जो tax pay किया और sales करते समय जो tax प्राप्त किया उन दोनों को adjust किया जाता है और purchase पर दिए गये tax पर input tax credit प्रदान होता है finally sales पर प्राप्त किये गये tax से purchase पर दिए tax को घटा कर जो हमारी liability बनती है उसे हम submit करवाते हैं लेकिन यह return भी auto populated रहती है लेकिन यदि कोई modification रहता है तो हम edit करके modify कर सकते हैं

GSTR-9 :- यह एक annual return है इसको हम साल के अंत में fill करते हैं इसमें बाकि सब return की information भी रहती है और इनके base पर GSTR-9 तैयार होती है

इसके द्वारा registered dealers tax को timely pay कर सकते हैं बिना किसी ज्यादा कागजी कार्यवाही के वह आसानी से अपनी returns को भर सकते हैं और आसानी से online pay कर सकते हैं

## GSTR Returns in Accounts For Regular Business

- Every business registered under GST has to submit its monthly accounts statement to GOVT using its portal <https://www.gst.gov.in/> . Which can be submitted in **online /offline** way. Govt. tax authorities use it to calculate tax liability.

- Mainly we need to provide details of accounts in 4 returns.

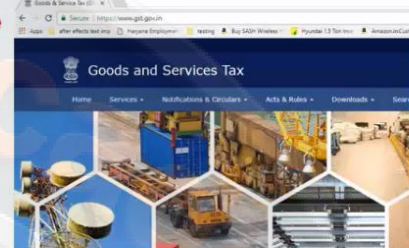
GSTR-1

GSTR-2

GSTR-3

GSTR-9

- GSTR-1: We provide our sales detail here.
- GSTR-2 : Auto populated with our purchase details
- GSTR-3 : Auto populated with our INPUT TAX CREDIT information.
- GSTR-9 : used to submit annual return.

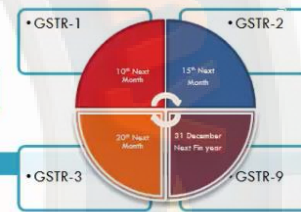


Actually we have to show how much GST payable at our side with this proper systems

अब हम जानेगे की GSTR 3B क्या है

जब से gst लागु हुआ है 1 july 2017 तब से बहुत सारी information gst के तहत govt के द्वारा दी जा ही है और आप इसकी help <https://www.gst.gov.in/> पर भी ले सकते हैं परंतु gst council ने decide किया है की invoice wise return जो पहले दो महीने की है इसमें थोडा relaxation देंते हुए invoice wise return को delay कर दिया गया है आप इसको बाद में भर सकते हैं for example यदि हमारी return july की है तो GSTR 3B को 20 august तक भरेगे और GSTR-1 को 1-5 sep तक submit करवायेगे और GSTR-2 को 6-10 sep तक submit करवायेगे इसी प्रकार august की return है तो GSTR 3B फिर से भरेगे एक summrize value देते हुए 20 sep तक और GSTR-1 जो august से related है 16-20 sep तक भरनी है GSTR-2 जो है 21-25 sep की panel में दिखाई देनी शुरू हो जाएगी तो GSTR 3B provisional return है जो summrize value को uplaod करने में मदद करेगी जब तक की आप gst के implimentation को properly नहीं समझते तो gst council ने अगले दो महीने आपको यह समय दिया है तो इस प्रकार return जाएगी

**GSTR 3 B IS AVAILABLE FOR FIRST TWO MONTHS ONLY FOR BILL WISE DETAILS EXTENSION**

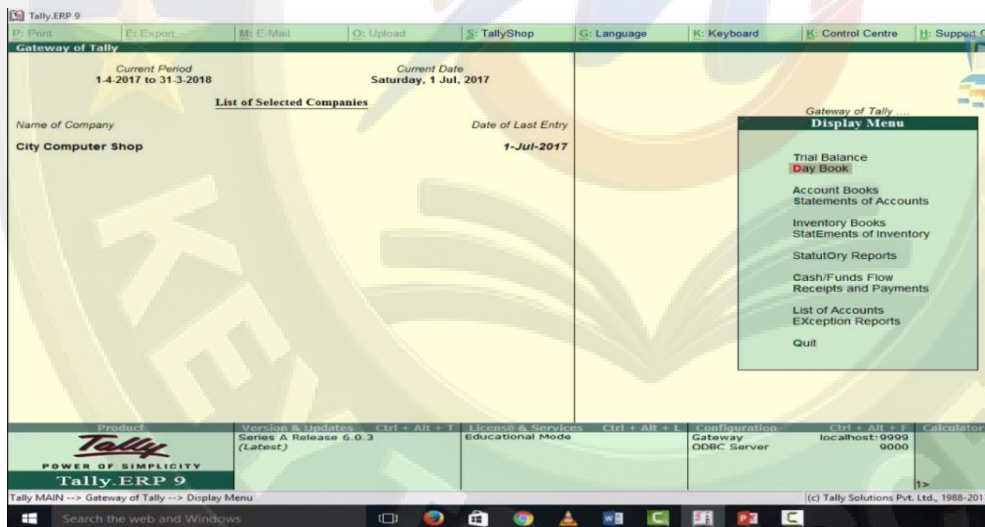
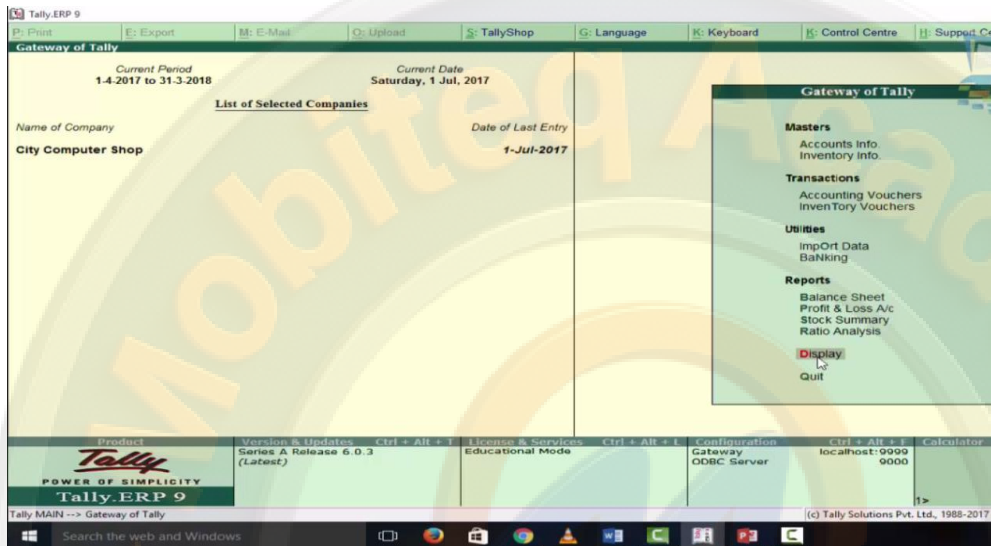


- GST council has decided to extend date for invoice-wise return filing first two months which are July 2017 and August 2017.
- We can file simple return in **form GSTR-3B** with the detail of inward /outward supplies (details purchase/sales).
- We need to provide bill wise detail for July and Aug. and we have to fill GSTR -1 : 5th September and GSTR-2 : 20th September, 2017 respectively.

FOR FIRST TWO MONTHS ONLY	GSTR-3B	GSTR-1	GSTR-2
JULY, 2017	20/ AUG /2017	1ST -5TH SEP 2017	6TH-10TH SEP 2017
AUGUST, 2017	20/SEP / 2017	16TH-20TH SEP 2017	21ST-25TH SEP 2017

अब हम जानेगे की किस प्रकार से GST Invoice की Print setting को Setup करेगे पर आसानी से Invoice को Print कर पायेगे इसके लिय कुछ settings है इनकी जानकारी लेंगे

इसके लिय display menu में day book को select करेगे



यहा एक voucher दिया हुआ है इसकी printing निकालने के लिये उपर print buton पर click करना है setting open हो जाएगी

Accounting Voucher Alteration (Secondary) City Computer Shop

Sales No. 1  
Reference no.: 101

Party A/c name : Drone Computer Intra Dr  
Current balance : 1,44,550.00 Dr  
Sales ledger : Sales Within State Intra

Name of Item	Quantity	Rate per	Amount
Hp Laptop	5 pcs	13,000.00 pcs	65,000.00
CGST			5,733.00
SGST			5,733.00
Discount Sales		(-)2 %	(-1,300.00)
Narration:			5 pcs 75,166.00

Buttons: Quit, Accept, Delete, Cancel

Voucher Printing City Computer Shop

Sales No. 1  
Reference no.: 101

Party A/c name : Drone Computer Intra Dr  
Current balance : 1,44,550.00 Dr  
Sales ledger : Sales Within State Intra

Name of Item	Quantity	Rate per	Amount
Hp Laptop	5 pcs	13,000.00 pcs	65,000.00
CGST			5,733.00
SGST			5,733.00
Discount Sales		(-)2 %	(-1,300.00)
Narration:			5 pcs 75,166.00

**Voucher Printing**

Printer : EPSON L210 Series (USB001)	Paper type : Letter
Number of copies : 1	
Print language : English	<i>(Printing dimensions)</i>
Print format : Neat Mode	Paper size : (8.50" x 10.98") or [216 mm x 279 mm]
Range of pages to print : All	Print area : (8.31" x 10.39") or [211 mm x 264 mm]

**Report Titles**

**Tax Invoice**

(with Print Preview)  
*Without company phone no., Without company website*

Print ?

यहा हमने with preview select किया हुआ है और इसमें लिखा हुआ भी आ जाता है इसको yes करते हैं

The screenshot displays the Tally software interface with a 'Voucher Printing' dialog box open. The dialog box is divided into several sections:

- Voucher Printing:**
  - Printer : EPSON L210 Series (USB001)
  - Number of copies : 1
  - Print language : English
  - Print format : Neat Mode
  - Range of pages to print : All
  - Paper type : Letter
  - Paper size : (8.50" x 10.98") or (216 mm x 279 mm)
  - Print area : (8.31" x 10.39") or (211 mm x 264 mm)
- Report Titles:**
  - Tax Invoice
- Print ?**
  - Without company phone no., Without company website
  - Yes or No

On the right side of the screen, a keyboard shortcut menu is visible, listing various options:

- L: Print Language
- I: With Preview
- T: Titling
- G: Page Nos.
- R: Pre-Printed
- F: Print Format
- C: Copies
- S: Select Printer
- F12: Configure

The background shows a sales voucher for 'Lapmp' with a quantity of 5 pcs and a rate of 11,800.00 per pc, totaling 59,000.00. The Tally software title bar indicates the current window is 'Accounting Voucher Alteration (Secondary)'.

यहा पर एक preview तैयार हो जायेगा यदि इसको zoom करके देखना है तो alt के साथ z दबाये सबसे उपर tax invoice है left side पर saler की details है फिर buyer की details है right side पर invoice no. और date है इसके निचे goods की description दी हुई है

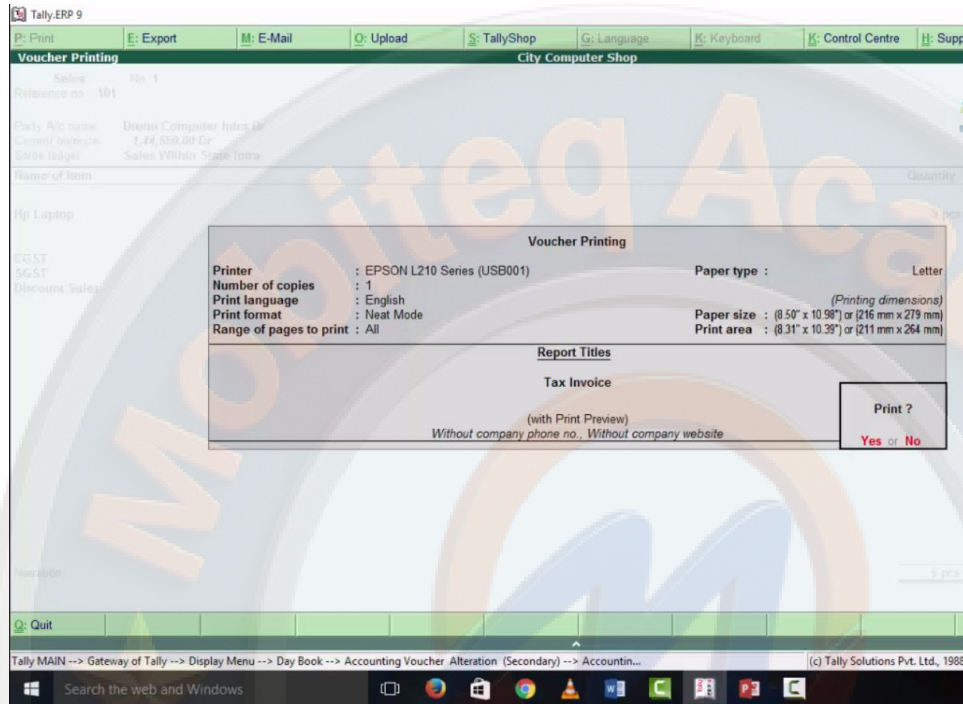
The screenshot shows the 'Accounting Voucher Display' window in Tally ERP 9. The window title is 'City Computer Shop'. The interface includes a menu bar with options like Print, Export, E-Mail, Upload, TallyShop, Language, Keyboard, Control Centre, and Support. The main area displays a tax invoice preview with a grid for goods and a summary table at the bottom. The status bar at the bottom indicates 'Page: 1 of 1' and provides navigation keys like PgUp, PgDn, PgRight, PgLeft, Home, End, Zoom, In Inches, Print, Mail, and Esc.

The screenshot shows the 'Tax Invoice' window in Tally ERP 9. The window title is 'Tax Invoice'. The interface includes a menu bar with options like Print, Export, E-Mail, Upload, TallyShop, Language, Keyboard, Control Centre, and Support. The main area displays a detailed tax invoice for 'City Computer Shop'. The invoice includes fields for Invoice No., Dated, Delivery Note, Supplier's Ref, Other Reference(s), Buyer, Buyer's Order No., Dated, Despatch Document No., Delivery Note Date, Despatched through, Destination, and Terms of Delivery. A table lists the goods with columns for SI No., Description of Goods, HSN/SAC, GST Rate, Quantity, Rate, per, and Amount. The status bar at the bottom indicates 'Page: 1 of 1' and provides navigation keys like PgUp, PgDn, PgRight, PgLeft, Home, End, Zoom, In Inches, Print, Mail, and Esc.

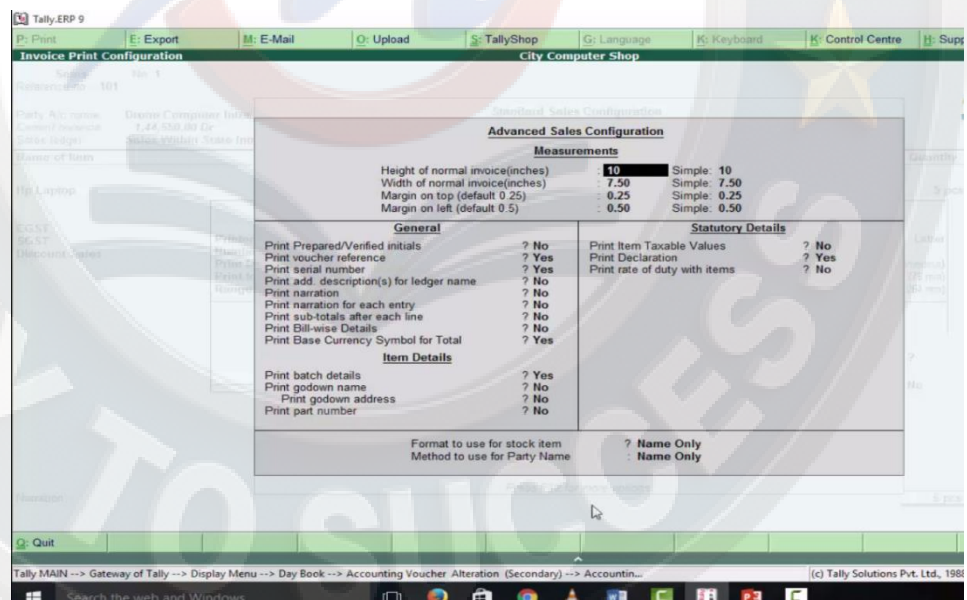
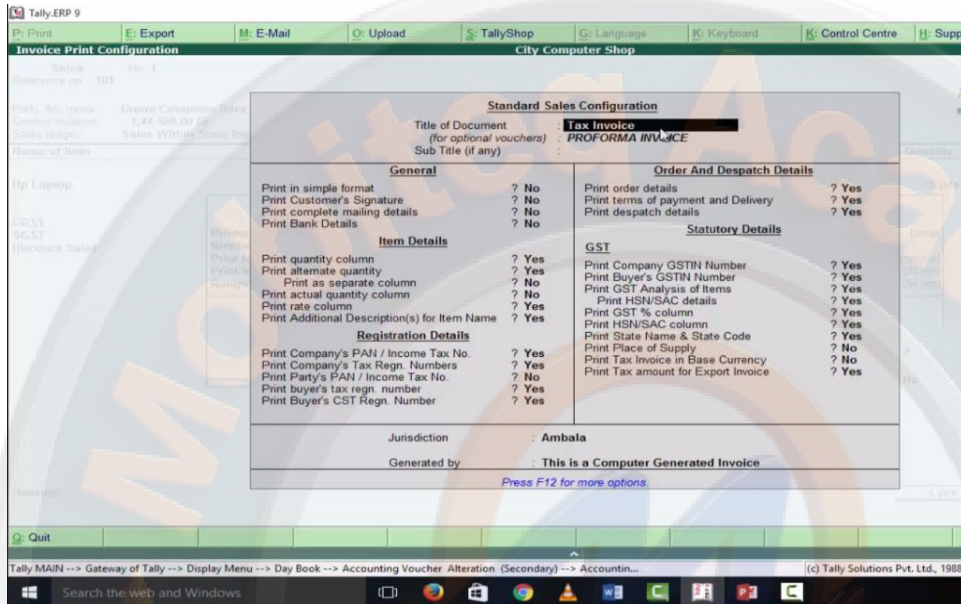
SI No.	Description of Goods	HSN/SAC	GST Rate	Quantity	Rate	per	Amount
1	Hp Laptop	12345678	18 %	5 pcs	13,000.00	pcs	65,000.00
							5,733.00
							5,733.00
	Less:					(-)%	(-1,300.00)



हम इस setting को change भी कर सकते हैं इसके लिए configure को select करें



यहाँ sales bill की setting open हो जाएगी यहाँ से जो भी option on off करनी है अपनी requirement के according कर सकते हैं और yes कर ले F12 के द्वारा और option भी open हो जाते हैं इस settings को भी modify कर सकते हैं



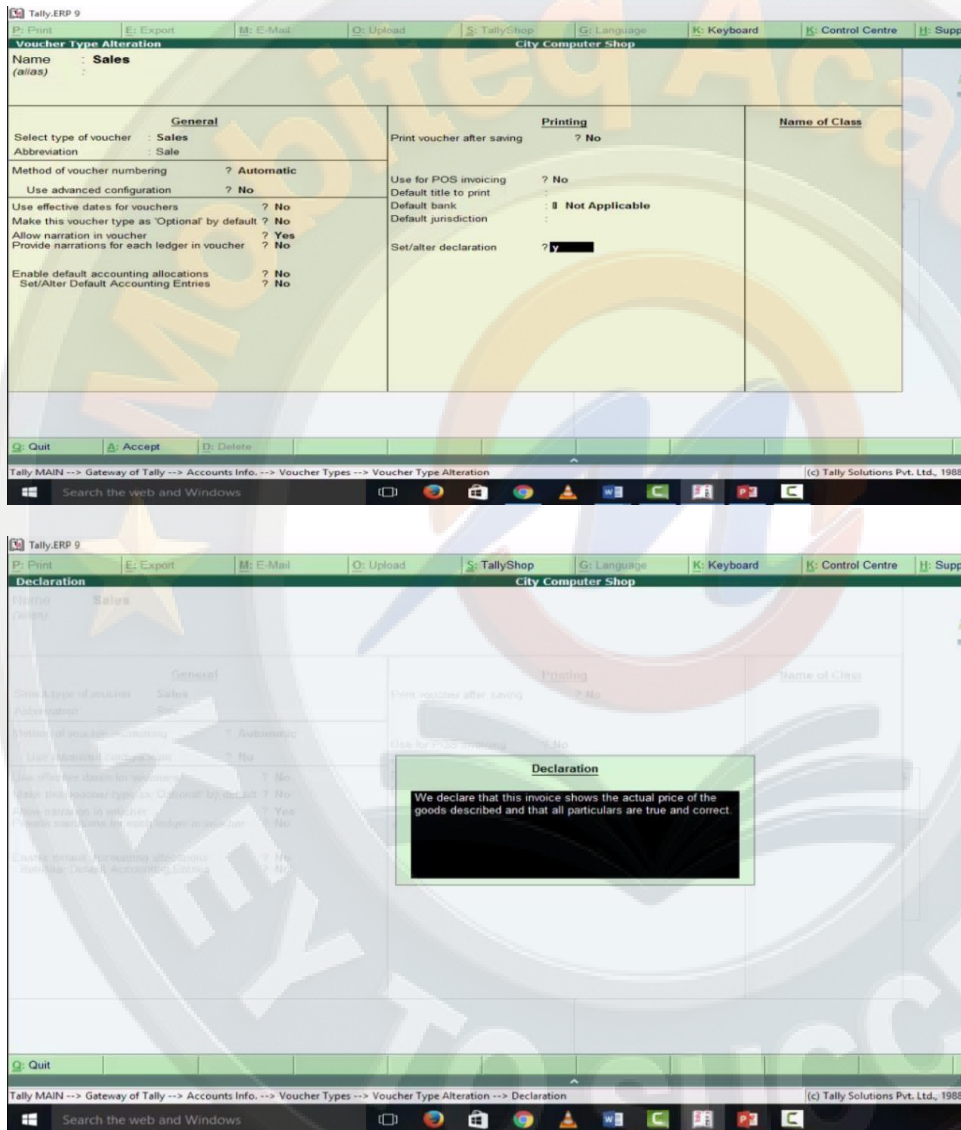
declarartion की setting के लिय account info को select करे voucher type को select करे



यहाँ से alter को select करें और जिस voucher की declaration को change करना है उसको select करें



एक screen open होगी last option को yes कर दे यहा पर declaration box open होगा यहा से changes कर सकते है



अब हम जानेगे कुछ specific codes जो govt ने gst के साथ लागू किये हैं ये code आपके product और service को different identity provide करते हैं

HSN :- harmonized system of nomenclature gst के साथ नया system impliment हुआ है इसमें हर product के साथ एक code जुड़ा होता है जो की आठ digit का है और इसके साथ अलग अलग dealer अपने product को unqually workout कर सकते हैं की वह एक ही product की बात कर रहे हैं या नहीं | मान लीजिये 5 dealer हैं एक ही product जैसे laptop है उसमें sales और purchase करते हैं supply करते हैं तो ऐसा न हो कि A dealer जो है वह अलग HSN code का use करे dealer B अलग HSN code की use करे इससे gst rate पर भी असर पड़े तो govt ने इससे बचने के लिये हर एक product के लिये HSN code जारी किया है ऐसे case में सभी dealer एक ही HSN code का use करेगे तो एक tax की symmetry भी बनी रहेगी और सबके लिये कार्य करना आसान हो जायेगा

SAC :- इसी प्रकार SAC code भी लागू किया गया है यह जानकारी प्राप्त करने के लिये कि जो service आप देते हैं वो कौनसे code से सम्बन्धित है यह भी gst के अंतर्गत है

- ▣ Harmonized System of Nomenclature : HSN codes help to identify exact products and implement product wise one GST rate for same product by different dealers.
- ▣ Service Accounting Code : SAC code is used to identify services under GST

यहा पर HSN के कुछ usage हैं

- यदि आपकी turnover 1.5 crores से कम है तो आपको HSN code की आवश्यकता नहीं है
- यदि आपकी turnover 1.5 crores से 5 crores तक के बीच में है तो आपको right side के two digit का प्रयोग करना अनिवार्य है
- यदि आपकी turnover 5 crores से ज्यादा है तो right side के four digit का use करना अनिवार्य है
- यदि आप import और export का कार्य करते हैं बाहर के देशो से goods sale purchase करते हैं तो ऐसे में जरूरी है कि आप आठ के आठ digit अपने product के HSN code के साथ represent करे

इस प्रकार यह अलग अलग condition के साथ apply होगा |

## HSN and SAC Code In GST

**8523 41 60**

### Different usage of HSN Codes

- ❑ No HSN Code required : If annual turnover of less than Rs 1.5 crores.
- ❑ Right two-digits HSN code : If annual turnover is between Rs 1.5 crores and Rs 5 crores.
- ❑ Right Four digits HSN code : Annual turnover is equal to Rs 5 crores or above it.
- ❑ Eight digits HSN code : In the case of import or export of goods all eight digits are required.

अब हम जानेगे की किस प्रकार directly gst returns को fill कर सकते है और आसानी से website पर जाकर अपनी return को भर सकते है अब हम इसको online भरना सीखेगे

## Ways to fill GSTR returns

- Fill Offline GSTR returns
  - We can fill GSTR returns offline using offline tools provided at
    - <https://www.gst.gov.in/download/returns>
  - We get one zip file in which we get many formats and offline tools to easily workout with our returns.
- Fill Online GSTR returns
  - Here we have to submit our return details at
    - <https://www.gst.gov.in/>
  - Every detail can be easily uploaded at this website portal.

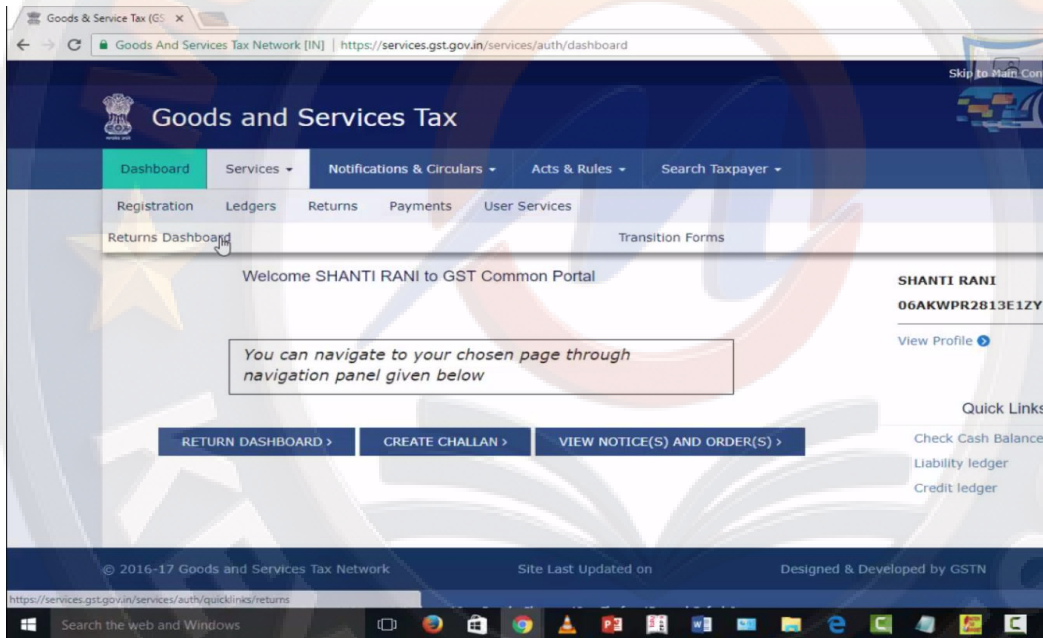
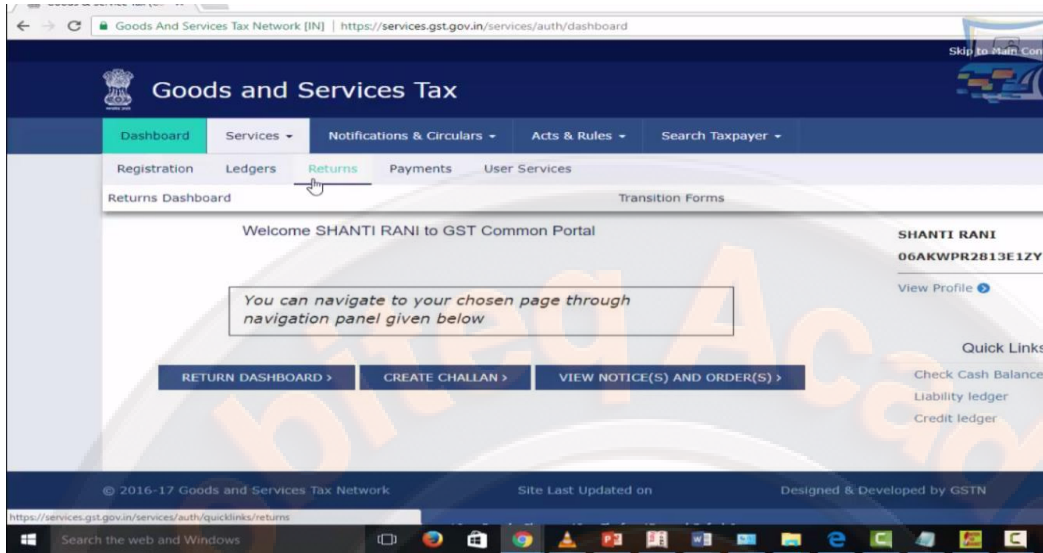
Plenty of help is available at [www.gst.gov.in](http://www.gst.gov.in) regarding gst and its returns.

यहा पर हम पहले ही login कर चुके है इसके लिय हमने सबसे पहले services पर जाना है

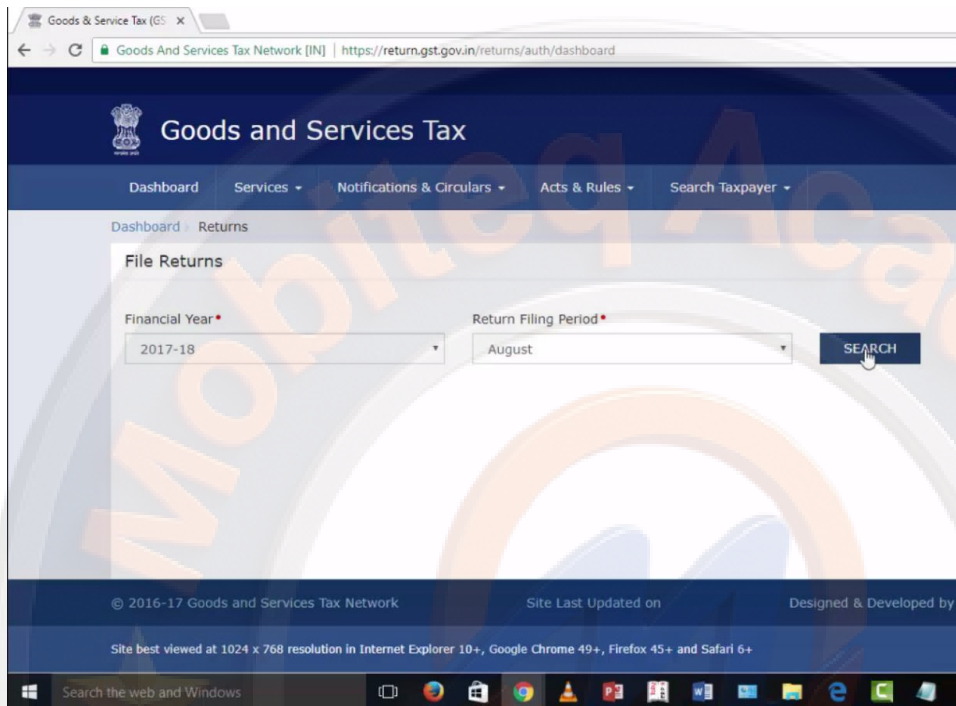
The screenshot displays the GSTN dashboard for user SHANTI RANI. The page includes the following elements:

- Header:** Goods and Services Tax Network [IN] | <https://services.gst.gov.in/services/auth/dashboard>
- Navigation Panel:** Dashboard (selected), Services, Notifications & Circulars, Acts & Rules, Search Taxpayer.
- User Information:** SHANTI RANI, 06AKWPR2813E1ZY, View Profile.
- Quick Links:** Check Cash Balance, Liability ledger, Credit ledger.
- Navigation Buttons:** RETURN DASHBOARD >, CREATE CHALLAN >, VIEW NOTICE(S) AND ORDER(S) >.

यहा से return और returns dashbo ard को select करे

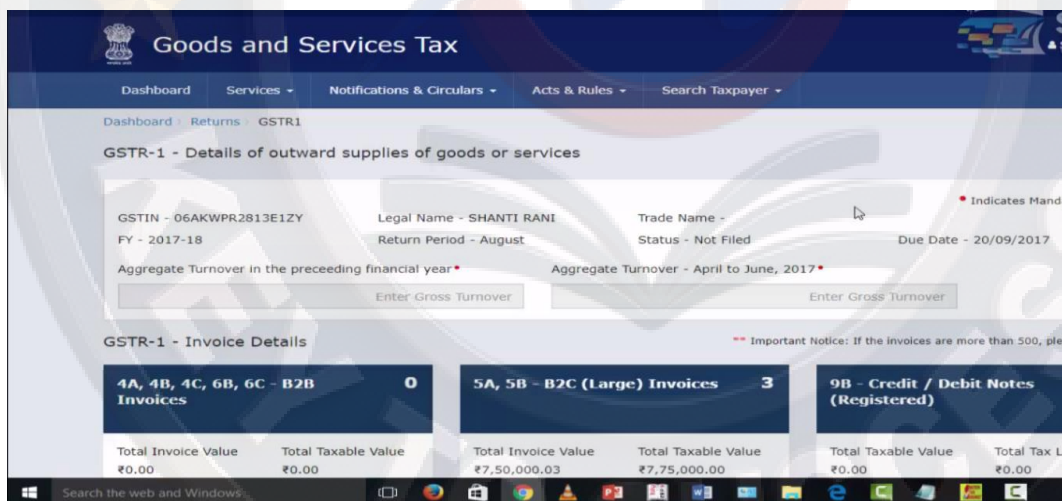
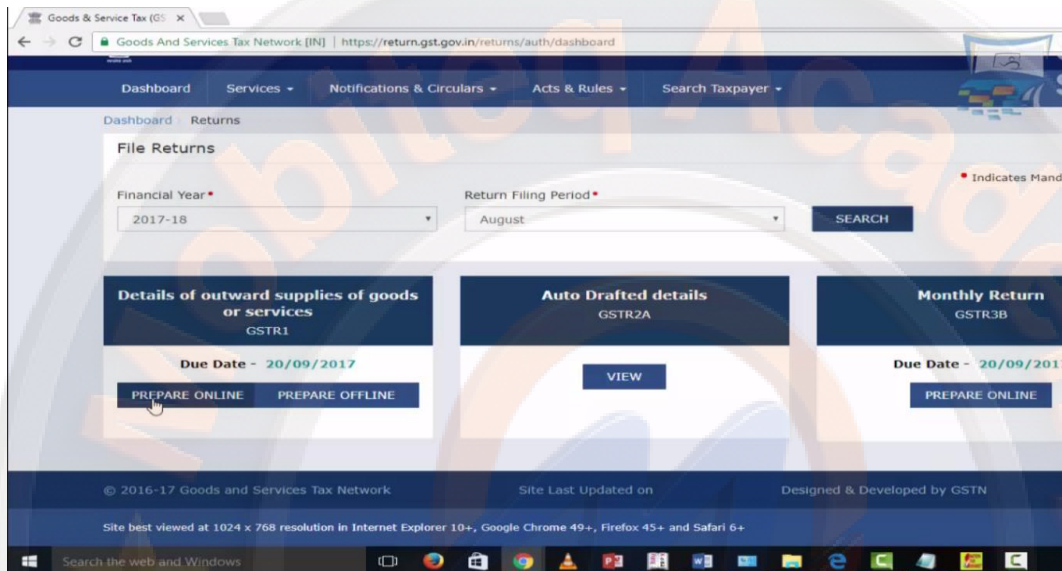


यहा से financial year और return filling period को select करे जिस month और year का fill करना है और search करे



हमने returns online fill करनी है तो prepare online को select करे इसमें आपके पास due dates की information आपके पास आती रहेगी यहा पर 20-09-2017 तक returns file कर सकते है prepare

online करते ही option available हो जायेंगे यहाँ पर देखें तो gstin number, legal name, trade name, financial year, return period, status, due date, aggregate turnover in the preceding financial year इसमें पिछले financial year की जानकारी और aggregate turnover इसमें april से लेकर june 2017 तक की turnover की जानकारी मांगी गयी है |



अब इसमें सबसे important part GSTR-1 invoice details है इसके बारे में जानेगे :-

GSTR-1 - Invoice Details \*\* Important Notice: If the invoices are more than 500, please check [here](#)

4A, 4B, 4C, 6B, 6C - B2B Invoices <b>0</b>		5A, 5B - B2C (Large) Invoices <b>3</b>		9B - Credit / Debit Notes (Registered) <b>0</b>	
Total Invoice Value ₹0.00	Total Taxable Value ₹0.00	Total Invoice Value ₹7,50,000.03	Total Taxable Value ₹7,75,000.00	Total Taxable Value ₹0.00	Total Tax Liability ₹0.00
Total Tax Liability ₹0.00		Total Tax Liability ₹1,06,118.00		Actual liability will be computed net off credit no.	
Note: Invoice however the same will not be part of actual					
9B - Credit / Debit Notes (Unregistered) <b>1</b>		6A - Exports Invoices <b>6</b>			
Total Taxable Value ₹25,000.00	Total Tax Liability ₹1,250.00	Total Invoice Value ₹4,05,134.72	Total Taxable Value ₹3,32,659.00		
		Total Tax Liability			

Windows taskbar: Search the web and Windows, icons for various applications.

- सबसे पहले B2B invoice को यहां से fill करना है इसके select करेगे एक process open हो जायेगा यहां से add invoice को select करेगे

Enter Gross Turnover

Enter Gross Turnover

GSTR-1 Invoices Details  
Taxable Outward Supplies to registered person

Important Notice: If the invoices are more than 500, please check here

4A, 4B, 4C, 6B, 6C - B2B Invoices	5A, 5B - B2C (Large) Invoices	9B - Credit / Debit Notes (Registered)
0	3	0
Total Invoice Value ₹0.00	Total Invoice Value ₹7,50,000.03	Total Taxable Value ₹0.00
Total Taxable Value ₹0.00	Total Taxable Value ₹7,75,000.00	Total Tax Liability ₹0.00
Total Tax Liability ₹0.00	Total Tax Liability ₹1,06,118.00	Total Tax Liability ₹0.00
STR-3.		STR-3.

9B - Credit / Debit Notes (Unregistered)	6A - Exports Invoices
1	6
Total Taxable Value ₹25,000.00	Total Invoice Value ₹4,05,134.72
Total Tax Liability ₹1,250.00	Total Taxable Value ₹3,32,659.00
	Total Tax Liability

Top

Search the web and Windows

09:01 PM  
28-Aug-17

Dashboard Services Notifications & Circulars Acts & Rules Search Taxpayer

Dashboard Returns GSTR-1 B2B English

GSTIN - 06AKWPR2813E1ZY Legal Name - SHANTI RANI Trade Name -  
FY - 2017-18 Return Period - August Status - Not Filed Due Date - 20/09/2017

B2B Invoices - Receiver-Wise-Summary

No invoice found.

BACK ADD INVOICE

Search the web and Windows

09:02 PM  
28-Aug-17

जैसे ही add invoice करेंगे हमें यहाँ पर receiver का gstin number, name, invoice no, date, total invoice value सभी की information fill करके save करेंगे

जैसे हम gstin number डालते हैं यह खुद ही information fill कर देता है हमने यहाँ पर invoice no, date, total invoice value fill करेंगे

**B2B- Add Invoice**

Indicates Mandatory Fields

Deemed Exports
  SEZ Supplies with payment
  SEZ Supplies without payment

Receiver GSTIN/UIN\* 
 Receiver Name\* 
 Invoice No.\*

Invoice Date\* 
 POS 
 Total Invoice Value (₹)\*

Supply Type

Supply attract Reverse Charge
  Supplies through E-commerce operator

BACK SAVE

**B2B- Add Invoice**

Indicates Mandatory Fields

Deemed Exports
  SEZ Supplies with payment
  SEZ Supplies without payment

Receiver GSTIN/UIN\* 
 Receiver Name\* 
 Invoice No.\*

Invoice Date\* 
 POS 
 Total Invoice Value (₹)\*

Supply Type

Supply attract Reverse Charge
  Supplies through E-commerce operator

Item Details

और निचे इससे related tax information देनी है जिस rate से tax लगा है उसमे amount fill करेगे और save कर लेंगे

Goods & Service Tax (GS) x

Goods And Services Tax Network [IN] | https://return.gst.gov.in/returns/auth/gstr1/b2b/invoice/add

13/07/2017 00:11:14

Supply Type  
Intra-State

Supply attract Reverse Charge  Supplies through E-commerce operator

Item Details

Rate (%)	Taxable Value (₹) *	Amount of Tax	
		Central Tax (₹) *	State/UT Tax (₹) *
0%			
0.25%	I		
3%			
5%			
12%			
18%			
28%			

© 2016-17 Goods and Services Tax Network Site Last Updated on Designed & Developed by GSTN

Site best viewed at 1024 x 768 resolution in Internet Explorer 10+, Google Chrome 49+, Firefox 45+ and Safari 6+

09:04 PM 28-Aug-17

save करते ही यह value यहा पर जुड़ जाएगी यदि इसमें कुछ edit करना चाहते है तो edit भी कर सकते है और delete भी कर सकते है

Dashboard Services Notifications & Circulars Acts & Rules Search Taxpayer



Dashboard Returns GSTR-1 B2B English

Request accepted successfully.

### B2B Invoices - Summary

Uploaded by Taxpayer Uploaded by Receiver Modified by Receiver Rejected by Receiver

Processed Invoices

Invoice No.	Invoice Date	Total Invoice Value (₹)	Total Taxable Value (₹)	Integrated Tax (₹)	Central Tax (₹)	State/UT Tax (₹)	CESS (₹)	Actions
101	19/07/2017	30,000.00	30,000.00	0.00	2,700.00	2,700.00	0.00	 

BACK ADD INVOICE

Search the web and Windows 09:04 PM 28-Aug-17

- इसी तरह से B2C large invoice upload करेंगे इसमें हम 2.5 लाख से उपर के invoice इसमें fill किये जायेंगे हमने इनकी information पहले से fill की हुई है यहा से add invoice करे

Aggregate turnover in the preceeding financial year - Aggregate turnover - April to June, 2017 -

Enter Gross Turnover - Enter Gross Turnover

**GSTR-1 - Invoice Details**

Important Notice: If the invoices are more than 500, please check here

Taxable Outward Supplies to a unregistered person where Place of Supply (State Code) is other than the state where supplier is located (Inter-State Supplies) and Invoice value is more than Rs. 2.5 Lakh

4A, 4B, 4C, 6B, 6C - B2B Invoices		5A, 5B - B2C (Large) Invoices		9B - Credit / Debit Notes (Registered)	
Total Invoice Value	Total Taxable Value	Total Invoice Value	Total Taxable Value	Total Taxable Value	Total Tax Liability
₹30,000.00	₹30,000.00	₹7,50,000.03	₹7,75,000.00	₹0.00	₹0.00
Total Tax Liability		Total Tax Liability		"Total tax liability" displays value (	
₹5,400.00		₹1,06,118.00			
"Total tax liability" includes tax pa					







9B - Credit / Debit Notes (Unregistered)		6A - Exports Invoices	
Total Taxable Value	Total Tax Liability	Total Invoice Value	Total Taxable Value
₹25,000.00	₹1,250.00	₹4,05,134.72	₹3,32,659.00
		Total Tax Liability	

09:04 PM 28-Aug-17

**B2C(Large) Invoices- Summary**

Uploaded by Taxpayer

Processed Invoices

Invoice No.	Invoice Date	Total Invoice Value (₹)	Total Taxable Value (₹)	Integrated Tax (₹)	CESS (₹)	Actions
10004	14/07/2017	2,50,000.01	2,65,000.00	13,250.00	20,756.00	 
10003	14/07/2017	2,50,000.01	2,55,000.00	30,600.00	20,756.00	 
10002	14/07/2017	2,50,000.01	2,55,000.00	0.00	20,756.00	 

BACK ADD INVOICE

© 2016-17 Goods and Services Tax Network Site Last Updated on Designed & Developed by GSTN

Site best viewed at 1024 x 768 resolution in Internet Explorer 10+, Google Chrome 49+, Firefox 45+ and Safari 6+

09:04 PM 28-Aug-17

यहा पर information fill करके save कर लीजिये

Goods & Service Tax (GST) x

Goods And Services Tax Network [IN] | <https://return.gst.gov.in/returns/auth/gstr1/b2c/invoice/add>

### B2C(Large) Invoices- Details

POS **\***  Invoice No. **\***  Invoice Date **\***

Supply Type  Total Invoice Value (₹) **\***

Supplies through E-commerce operator

Item Details

Rate (%)	Taxable Value (₹) <b>*</b>	Amount of Tax
		Integrated Tax (₹) <b>*</b>
0%	<input type="text"/>	<input type="text"/>
0.25%	<input type="text"/>	<input type="text"/>
3%	<input type="text"/>	<input type="text"/>
5%	<input type="text"/>	<input type="text"/>

Search the web and Windows

Goods & Service Tax (GST) x

Goods And Services Tax Network [IN] | <https://return.gst.gov.in/returns/auth/gstr1/b2c/invoice/add>

Supplies through E-commerce operator

Item Details

Rate (%)	Taxable Value (₹) <b>*</b>	Amount of Tax
		Integrated Tax (₹) <b>*</b>
0%	<input type="text"/>	<input type="text"/>
0.25%	<input type="text"/>	<input type="text"/>
3%	<input type="text"/>	<input type="text"/>
5%	<input type="text"/>	<input type="text"/>
12%	<input type="text"/>	<input type="text"/>
18%	<input type="text"/>	<input type="text"/>
28%	<input type="text"/>	<input type="text"/>

Search the web and Windows

- इसके बाद 9B के अंतर्गत registered dealer को credit debit note issue किये है या कोई refund voucher, refund note issue किये है उसकी जानकारी यहा पर दे सकते है इसको select करे फिर add detail को select करे

The screenshot displays the 'GSTR-1 - Invoice Details' screen. It features a grid of summary cards for different invoice types:

- 4A, 4B, 4C, 6B, 6C - B2B Invoices:** 0 invoices. Total Invoice Value: ₹0.00, Total Taxable Value: ₹0.00, Total Tax Liability: ₹0.00.
- 5A, 5B - B2C (Large) Invoices:** 3 invoices. Total Invoice Value: ₹7,50,000.03, Total Taxable Value: ₹7,75,000.00, Total Tax Liability: ₹1,06,118.00.
- 9B - Credit / Debit Notes (Registered):** 0 invoices. Total Taxable Value: ₹0.00, Total Tax Liability: ₹0.00.
- 9B - Credit / Debit Notes (Unregistered):** 1 invoice. Total Taxable Value: ₹25,000.00, Total Tax Liability: ₹1,250.00.
- 6A - Exports Invoices:** 6 invoices. Total Invoice Value: ₹4,05,134.72, Total Taxable Value: ₹3,32,659.00, Total Tax Liability: ₹0.00.

Below the summary cards, there is a section for 'Credit / Debit Notes (Registered) - Summary'. It includes filters for 'Uploaded by Taxpayer', 'Uploaded by Receiver', 'Modified by Receiver', and 'Rejected by Receiver'. The current view shows 'No Notes found.' and buttons for 'BACK' and 'ADD DETAILS'.

यहा पर information को fill करेगे और save कर लेंगे

Dashboard Returns GSTR-1 · CDNR English

### Credit/Debit Notes (Registered)- Add Note

• Indicates Mandatory Fields

Receiver GSTIN/UIN*	Receiver Name	Debit/Credit Note No.*
<input type="text"/>	<input type="text"/>	<input type="text"/>
Debit/Credit Note Date*	Original Invoice Number*	Original Invoice Date*
<input type="text" value="DD/MM/YYYY"/>	<input type="text"/>	<input type="text" value="DD/MM/YYYY"/>
Note Type*	Note Value*	Supply Type*
<input type="text" value="Select"/>	<input type="text"/>	<input type="text" value="Select"/>
Reason For Issuing Note*	<input type="checkbox"/> Pre GST Regime	
<input type="text" value="Select"/>		

BACK SAVE

© 2016-17 Goods and Services Tax Network Site Last Updated on Designed & Developed by GSTN

Search the web and Windows 09:07 PM 28-Aug-17

- इसी प्रकार unregistered dealer के लिय भी credit debit note और refund voucher के लिय available है इसको select करे तो एक unregistered dealer की information है यहा पर इसको edit करके देखते है



Dashboard Returns GSTR-1 CDNUR English

### Credit/Debit Notes- Details

Indicates Mandatory Fields

Type \* B2CL Debit/Credit Note No. \* A-123/Jul Debit/Credit Note Date \* 15/07/2017

Original Invoice Number \* 10003 Original Invoice Date \* 14/07/2017 Note Type \* Credit

Note Value \* ₹25,000.00 Supply Type Inter-State Reason For Issuing Note \* 01-Sales Return

Pre GST Regime

Item Details

Rate (%)	Taxable Value (₹) *	Amount of Tax	CESS (₹)
		Integrated Tax (₹) *	
0%			
0.25%			
3%			
5%	₹25,000.00	₹1,250.00	
12%			
18%			
28%			

Item Details

Rate (%)	Taxable Value (₹) *	Amount of Tax	CESS (₹)
		Integrated Tax (₹) *	
0%			
0.25%			
3%			
5%	₹25,000.00	₹1,250.00	
12%			
18%			
28%			

BACK SAVE

- आप exports invoices से related information यहा fill कर सकते है यहा पर पहले से ही इसको edit करके देखते है

₹0.00 "Total tax liability" includes ₹1,06,118.00 "Total tax liability" displays

Supplies Exported











<b>9B - Credit / Debit Notes (Unregistered)</b> 1	<b>6A - Exports Invoices</b> 6
Total Taxable Value ₹25,000.00	Total Invoice Value ₹4,05,134.72
Total Tax Liability ₹1,250.00	Total Taxable Value ₹3,32,659.00
"Total tax liability" displays	Total Tax Liability ₹21,095.09

GSTR-1 - Other Details

<b>7 - B2C (Others)</b> 2	<b>8A, 8B, 8C, 8D - Nil Rated Supplies</b> 0	<b>11A(1), 11A(2) - Tax Liability (Advances Received)</b> 3
Total Taxable Value ₹1,26,000.45	Total Nil Amt ₹0.00	Gross Advance Received ₹1,90,475.00
Total Tax Liability ₹38,556.02	Total Exempted Amt ₹0.00	Total Tax Liability
Total Non-GST Amt		

Windows Search the web and Windows 09:08 PM 28-Aug-17

Processed Invoices

Invoice No.	Invoice Date	GST Payment	Total Invoice Value (₹)	Total Taxable Value (₹)	Integrated Tax (₹)	Actions
81510	14/07/2017	Without Payment of Tax	80,048.36	78,788.00	0.00	 
81511	14/07/2017	Without Payment of Tax	50,990.00	44,545.00	0.00	 
81512	14/07/2017	With Payment of Tax	50,048.36	48,644.00	5,837.28	 
81519	14/07/2017	With Payment of Tax	55,048.00	0.00	0.00	 
81520	14/07/2017	With Payment of Tax	59,000.00	54,548.00	2,727.40	 

Windows Search the web and Windows 09:08 PM 28-Aug-17

यहा पर details को fill करेगे और save कर लेंगे

Exports- Edit Details

Indicates Mandatory Fields

Invoice No.* 81510	Invoice Date* 14/07/2017	Port Code INB995
Shipping Bill No./Bill of Export No. 184298	Shipping Bill Date/Bill of Export Date 15/07/2017	Total Invoice Value (₹)* ₹80,048.36
Supply Type Inter-State	GST Payment* Without Payment of Tax	

Item Details

Rate	Taxable Value (₹)*	Amount of Tax Integrated Tax (₹)
0%		
0.25%		

Item Details

Rate	Taxable Value (₹)*	Amount of Tax Integrated Tax (₹)
0%		
0.25%		
3%		
5%	₹78,788.00	₹0.00
12%		
18%		
28%		

BACK SAVE

- B2C others में अर्थात business to customer की जानकारी registered से unregistered को जो supply की गयी है इसमें उन bills को शामिल करेगे जो 2.5 लाख से कम है और interstate नहीं है और उसकी information यहा पर देनी है इसको select करते है और यहा पर दो bill की information है इसको edit करके देखते है

Goods & Service Tax (GS) x

Goods And Services Tax Network [IN] | https://return.gst.gov.in/returns/auth/gstr1

**9B - Credit / Debit Notes (Unregistered)** 1

Total Taxable Value	Total Tax Liability
₹25,000.00	₹1,250.00

ue of tax involved in all type of notes/voucher :

**9A - Exports Invoices** 0

Total Invoice Value	Total Taxable Value
₹4,05,134.72	₹3,32,659.00
Total Tax Liability	
₹21,095.09	

Taxable Supplies(Net of debit notes and credit notes) to unregistered persons other than the supplies covered in Table 5

**7 - B2C (Others)** 2

Total Taxable Value	Total Tax Liability
₹1,26,000.45	₹38,556.02

**8A, 8B, 8C, 8D - Nil Rated Supplies** 0

Total Nil Amt	Total Exempted Amt
₹0.00	₹0.00
Total Non-GST Amt	
₹0.00	

**11B(1), 11B(2) - Adjustment of Advances** 3

**12 - HSN-wise summary of outward supplies** 5

Search the web and Windows

Dashboard Services Notifications & Circulars Acts & Rules Search Taxpayer

Dashboard Returns GSTR-1 B2CS English

**B2C (Others) Details - Summary**

Other than E-Commerce E-Commerce

Processed Invoices

Place of Supply (Name of State)	Rate (%)	Total Taxable Value	Integrated Tax (₹)	Central Tax (₹)	State/UT Tax (₹)	CESS (₹)	Actions
Andhra Pradesh	28	50,000.00	14,000.00	-	-	20,756.00	<a href="#">+</a> <a href="#">-</a>
Andhra Pradesh	5	76,000.45	3,800.02	-	-	-	<a href="#">+</a> <a href="#">-</a>

BACK ADD DETAILS

Search the web and Windows 09:12 PM 28-Aug-17

यहा पर इसकी details show हो रही है इसको save कर लेंगे

Dashboard | Returns | GSTR-1 | B2CS

English

### B2CS- Edit Details

Indicates Mandatory Fields

POS *	Taxable value *	Supply Type
37-Andhra Pradesh	₹50,000.00	Inter-State
Rate *		
28		
Integrated Tax *	CESS	
₹14,000.00	₹20,756.00	

BACK SAVE

© 2016-17 Goods and Services Tax Network Site Last Updated on Designed & Developed by GSTN

Site best viewed at 1024 x 768 resolution in Internet Explorer 10+, Google Chrome 49+, Firefox 45+ and Safari 6+

Search the web and Windows 09:12 PM 28-Aug-17

- nil rated supplies की information यहां पर fill करेंगे इसको select करते हैं तो nil rated supplies, exempted supplies, और non gst supplies registered dealer और unregistered dealer से related fill करेंगे

Goods & Service Tax (GST) | Goods And Services Tax Network [IN] | https://return.gst.gov.in/returns/auth/gstr1

₹25,000.00    ₹1,250.00    ₹4,05,134.72    ₹3,32,659.00  
 Total Tax Liability    ₹21,095.09

fund voucher on filing of GSTR-3.

**GSTR-1 - Other Details**

Nil rated, Exempted and Non GST outward supplies

<b>7 - B2C (Others)</b> <b>2</b>	<b>8A, 8B, 8C, 8D - Nil Rated Supplies</b> <b>0</b>
Total Taxable Value ₹1,26,000.45	Total Tax Liability ₹38,556.02
Total Nil Amt ₹0.00	Total Exempted Amt ₹0.00
Total Non-GST Amt ₹0.00	

<b>11B(1), 11B(2) - Adjustment of Advances</b> <b>3</b>	<b>12 - HSN-wise summary of outward supplies</b> <b>5</b>
Gross Advance Adjusted ₹75,000.00	Total Invoice Value ₹4,99,384.80
Total Tax Liability ₹14,400.00	Total Taxable Value ₹54.15
	Total Tax Liability ₹23,524.04

**8A, 8B, 8C, 8D - Nil Rated Supplies**

Item Details

Description	Nil Rated Supplies (₹)	Exempted(Other than Nil rated/non-GST supply) (₹)	Non-GST Supplies (₹)
Inter-state supplies to registered person	₹0.00	₹0.00	₹0.00
Inter-state supplies to unregistered person	₹0.00	₹0.00	₹0.00
Intra-state supplies to registered person	₹0.00	₹0.00	₹0.00
Intra-state supplies to unregistered person	₹0.00	₹0.00	₹0.00

BACK    EDIT    SAVE

© 2016-17 Goods and Services Tax Network    Site Last Updated on    Designed & Developed by GSTN

- यदि आपने कोई advance receive किया है तो उसकी tax liability 11A(1), 11A(2) में fill करेंगे इस panel को select करेंगे advance received की details open हो जाएगी यहा से edit कर ले







<b>7 - B2C (Others) 2</b> Total Taxable Value ₹1,26,000.45 Total Tax Liability ₹38,556.02	<b>8A, 8B, 8C, 8D - Nil Rated Supplies 0</b> Total Nil Amt ₹0.00 Total Exempted Amt ₹0.00 Total Non-GST Amt ₹0.00	<b>11A(1), 11A(2) - Tax Liability (Advances Received) 3</b> Gross Advance Received ₹1,90,475.00 Total Tax Liability ₹26,619.50
<b>11B(1), 11B(2) - Adjustment of Advances 3</b> Gross Advance Adjusted ₹75,000.00 Total Tax Liability ₹14,400.00	<b>12 - HSN-wise summary of outward supplies 5</b> Total Invoice Value ₹4,99,384.80 Total Taxable Value ₹54.15 Total Tax Liability ₹23,524.04	<b>13 - Documents Issued 0</b> Total Docs 0 Cancelled Docs 0 Net Issued Docs 0

I/We hereby solemnly affirm and declare that the information given herein above is true and correct to the best of my/our knowledge and belief and

Dashboard > Returns > GSTR-1 > Tax Liability (Advances Received)

### Tax Liability (Advance Received) - Summary

Processed Invoices

Place of Supply (Name of State)	Supply Type	Gross Advance Received (excluding tax) (₹)	Integrated Tax (₹)	Central Tax (₹)	State/UT Tax (₹)	CESS (₹)	Actions
Himachal Pradesh	Inter-State	15,445.00	772.25	0.00	0.00	5,901.00	 
Kerala	Inter-State	87,515.00	10,501.80	0.00	0.00	6,819.00	 
Telangana	Inter-State	87,515.00	2,625.45	0.00	0.00	0.00	 

BACK ADD DETAILS

© 2016-17, Goods and Services Tax Network Site Last Updated on Designed & Developed by GSTN

Site best viewed at 1024 x 768 resolution in Internet Explorer 10+, Google Chrome 49+, Firefox 45+ and Safari 6+

यहा पर details available हो जाएगी ये वो advance है जो अपने ले लिया है billing या invoicing नहीं की है

Dashboard Returns GSTR-1 Tax Liability (Advances Received) English

### Tax Liability (Advance Payment) - Edit Details

Indicates Mandatory Fields

POS **\*** 02-Himachal Pradesh Supply Type Inter-State

Item Details

Rate (%)	Gross Advance Received (excluding tax) (₹) *	Amount of Tax	
		Integrated Tax (₹) *	CESS (₹)
0%			
0.25%			
3%			
5%	₹15,445.00	₹772.25	₹5,901.00
12%			

Search the web and Windows 09:13 PM 28-Aug-17

Item Details

Rate (%)	Gross Advance Received (excluding tax) (₹) *	Amount of Tax	
		Integrated Tax (₹) *	CESS (₹)
0%			
0.25%			
3%			
5%	₹15,445.00	₹772.25	₹5,901.00
12%			
18%			
28%			

BACK SAVE Top

Search the web and Windows 09:14 PM 28-Aug-17

- इसके बाद यदि billing या invoicing करते हैं तो उसकी entry adjustment of advances में करेंगे इसकी information को यहा पर दिखायेगे edit करके देखते हैं

Goods & Service Tax (GST) x

Goods And Services Tax Network [IN] | https://return.gst.gov.in/returns/auth/gstr1

<b>7 - B2C (Others) 2</b>		<b>8A, 8B, 8C, 8D - Nil Rated Supplies 0</b>	
Total Taxable Value ₹1,26,000.45	Total Tax Liability ₹38,556.02	Total Nil Amt ₹0.00	Total Exempted Amt ₹0.00
Advance amount received in earlier tax period and adjusted against the supplies being shown in this tax period in Table Nos. 4,5,6 and 7.		Total Non-GST Amt ₹0.00	
<b>11B(1), 11B(2) - Adjustment of Advances 3</b>		<b>12 - HSN-wise summary of outward supplies 5</b>	
Gross Advance Adjusted ₹75,000.00	Total Tax Liability ₹14,400.00	Total Invoice Value ₹4,99,384.80	Total Taxable Value ₹54.15
Total Tax Liability ₹14,400.00		Total Tax Liability ₹23,524.04	

I/We hereby solemnly affirm and declare that the information given herein above is true and correct to the best of my knowledge and nothing has been concealed therefrom.







BACK

Dashboard Services Notifications & Circulars Acts & Rules Search Taxpayer

Dashboard Returns GSTR-1 Adjustment of Advances English

Tax already paid on invoices issued in the current period - Summary

Processed Invoices

Place of Supply (Name of State)	Supply Type	Gross Advance Adjusted (excluding tax) (₹)	Integrated Tax (₹)	Central Tax (₹)	State/UT Tax (₹)	CESS (₹)	Actions
Jammu and Kashmir	Inter-State	30,000.00	3,600.00	0.00	0.00	2,300.00	 
Chandigarh	Inter-State	15,000.00	2,700.00	0.00	0.00	2,200.00	 
Telangana	Inter-State	30,000.00	3,600.00	0.00	0.00	0.00	 

BACK ADD DETAILS

09:14 PM 28-Aug-17

यहा पर gross advance adjusted excluding tax amount को show करेगे और advance adjusted का tax है वो show करेगे क्युकी आपको दुबारा उसपर tax नही देना क्युकी आप पहले advance लेने के time पर pay कर चुके थे

Item Details

Rate (%)	Gross Advance Adjusted (excluding tax) (₹)•	Amount of Tax	
		Integrated Tax (₹)•	CESS (₹)
0%			
0.25%			
3%			
5%			
12%	₹30,000.00	₹3,600.00 currency	₹2,300.00
18%			
28%			

Top

Search the web and Windows 09:14 PM 28-Aug-17

- HSN - wise summary यहा पर देनी है 5 code यहा पर दिए हुए है आप यहा पर किसी को भी edit करके देखेगे

Goods & Service Tax (GS) X

Goods And Services Tax Network [IN] | https://return.gst.gov.in/returns/auth/gstr1







<b>7 - B2C (Others)</b> <b>2</b> Total Taxable Value ₹1,26,000.45 Total Tax Liability ₹38,556.02	<b>8A, 8B, 8C, 8D - Nil Rated Supplies</b> <b>0</b> Total Nil Amt ₹0.00 Total Exempted Amt ₹0.00 Total Non-GST Amt ₹0.00
<b>11B(1), 11B(2) - Adjustment of Advances</b> <b>3</b> Gross Advance Adjusted ₹75,000.00 Total Tax Liability ₹14,400.00	<b>12 - HSN-wise summary of outward supplies</b> <b>5</b> Total Invoice Value ₹4,99,384.80 Total Tax Liability ₹23,524.04 Total Taxable Value ₹54.15

HSN-wise summary of outward supplies

I/We hereby solemnly affirm and declare that the information given herein above is true and correct to the nothing has been concealed therefrom.

BACK

Processed Records

Sr No.	HSN	Description	UQC	Total Quantity	Total value (₹)	Total Taxable Value (₹)	Amount of Tax				Actions
							Integrated Tax (₹)	Central Tax (₹)	State/UT Tax (₹)	CESS (₹)	
1	3401	Copper	KGS	2.05	99,876.36	10.23	214.52	600.00	500.00	300.00	 
2	1001	Cashew	KGS	2.05	99,876.36	10.23	14.52	600.00	500.00	300.00	 
3	10083214	Fabric	MTR	3.05	99,877.36	11.23	678.00	601.00	501.00	301.00	 
4	-	Biscuit	BOX	3.05	99,877.36	11.23	895.00	701.00	501.00	301.00	 
5	3456721	Aerated Drinks	KLR	3.05	99,877.36	11.23	345.00	5,601.00	9,769.00	301.00	 

BACK ADD DETAILS

Top

09:14 PM 28-Aug-17

तो यहा पर उनकी information available हो जाएगी

Goods & Service Tax (GS) X

Goods And Services Tax Network [IN] | https://return.gst.gov.in/returns/auth/gstr1/hsn/summary

### HSN-wise summary of outward supplies

Note: Kindly click on save button after any modification( add, edit, delete) to save the changes

Processed Records

Sr No.	HSN	Description	UQC	Total Quantity	Total value (₹)	Total Taxable Value (₹)	Amount of Tax				Actions
							Integrated Tax (₹)	Central Tax (₹)	State/UT Tax (₹)	CESS (₹)	
1	3401	Copper	KGS	2.05	99,876.36	10.23	214.52	600.00	500.00	300.00	
2	1001	Cashew	KGS	2.05	99,876.36	10.23	14.52	600.00	500.00	300.00	
3	10083214	Fabric	MTR	3.05	99,877.36	11.23	678.00	601.00	501.00	301.00	
4	-	Biscuit	BOX	3.05	99,877.36	11.23	895.00	701.00	501.00	301.00	
5	3456721	Aerated Drinks	KLR	3.05	99,877.36	11.23	345.00	5,601.00	9,769.00	301.00	

BACK ADD DETAILS

#### Add/Edit Details

HSN	3401	Description	Copper	UQC	KGS-KILOGRAMS
Total Quantity *	2.05	Total Value (₹) *	₹99,876.36	Total Taxable Value (₹) *	₹10.23
Integrated Tax (₹)	₹214.52	Central Tax (₹)	₹600.00	State/UT Tax (₹)	₹500.00
CESS (₹)	₹300.00				

CANCEL SAVE ITEM

BACK Top

Search the web and Windows

09:15 PM 28-Aug-17

- last option यहा पर document issued की है यह बहुत important part है आपने यदि august की return भरनी है तो july में जितने भी invoice issue किये है sales के,

purchase के और वो भी unregistered dealer से, revised invoice, debit note, credit note, receipt voucher इत्यादि इन सबकी information यहा पर भरनी है इनका sr. no. खा से कहा तक issue किये है total number, cancelled जो हुए है, net issue कितने किये है add document करके इसकी information fill करेगे

Goods And Services Tax Network [IN] | https://return.gst.gov.in/returns/auth/gstr1

Total Taxable Value ₹1,26,000.45	Total Tax Liability ₹38,556.02	Total Nil Amt ₹0.00	Total Exempted Amt ₹0.00	Gross Advance Received ₹1,90,475.00
		Total Non-GST Amt ₹0.00		Total Tax Liability ₹26,619.50

**Documents issued during the tax period**

<b>11B(1), 11B(2) - Adjustment of Advances</b> <b>3</b>	<b>12 - HSN-wise summary of outward supplies</b> <b>5</b>	<b>13 - Documents Issued</b> <b>0</b>
---	---	---------------------------------------

Gross Advance Adjusted ₹75,000.00	Total Tax Liability ₹14,400.00	Total Invoice Value ₹4,99,384.80	Total Taxable Value ₹54.15	Total Tax Liability ₹23,524.04	Total Docs 0	Cancelled Docs 0	Net Issued Docs 0
--------------------------------------	-----------------------------------	-------------------------------------	-------------------------------	-----------------------------------	-----------------	---------------------	----------------------

I/We hereby solemnly affirm and declare that the information given herein above is true and correct to the best of my/our knowledge and belief and nothing has been concealed therefrom.

[BACK](#) [SUBMIT](#) [FILE GSTR-1 WITH DSC](#)

Dashboard Services Notifications & Circulars Acts & Rules Search Taxpayer

Dashboard Returns GSTR-1 Documents Issued English

**Documents issued during the tax period**

Note: Kindly click on save button after any modification( add, edit, delete) to save the changes

1. Invoices for outward supply

No.	Sr. No.*	Total number*	Cancelled*	Net issued*	Action
	From	To			
No docs found.					

[ADD DOCUMENT](#)

2. Invoices for inward supply from unregistered person [Seek](#)

**ADD DOCUMENT**

3. Revised Invoice

No.	Sr. No.*		Total number*	Cancelled*	Net issued*	Action
	From	To				
No docs found.						

**ADD DOCUMENT**

4. Debit Note

No.	Sr. No.*		Total number*	Cancelled*	Net issued*	Action
	From	To				
No docs found.						

**ADD DOCUMENT**

6. Receipt voucher

No.	Sr. No.*		Total number*	Cancelled*	Net issued*	Action
	From	To				
No docs found.						

**ADD DOCUMENT**

Top

Search the web and Windows

09:15 PM  
28-Aug-17

last में ये सब information fill करने के बाद submit करना है आप अपनी file को DSC digital signature के साथ या EVC के साथ submit कर सकते है और निचे दी हुई declaration line को accept करना है आपकी return online submit हो जाएगी अगर आप due date के बाद return submit करते है तो उस पर अलग से जुर्माना रहता है

11B(1), 11B(2) - Adjustment of Advances	3	12 - HSN-wise summary of outward supplies	5	13 - Documents Issued	0
Gross Advance Adjusted		Total Invoice Value	Total Taxable Value	Total Docs	Cancelled Docs
₹75,000.00		₹4,99,384.80	₹54.15	0	0
Total Tax Liability		Total Tax Liability		Net Issued Docs	
₹14,400.00		₹23,524.04		0	

I/We hereby solemnly affirm and declare that the information given herein above is true and correct to the best of my/our knowledge and belief and nothing has been concealed therefrom.

© 2016-17 Goods and Services Tax Network | Site Last Updated on | Designed & Developed by GSTN

Search the web and Windows | 09:18 PM 28-Aug-17

finally जब आप GSTR-1 को submit कर देते हैं तो GSTR -2 auto populated रहेगी view करके देख सकते हैं finally कुछ changes हैं तो वो भी कर सकते हैं

GSTR-3 में input tax और output tax की information को collect करते हुए अपना tax pay कर सकते हैं |

Goods & Service Tax (GST) X

Goods And Services Tax Network [IN] | https://return.gst.gov.in/returns/auth/dashboard

Dashboard Services Notifications & Circulars Acts & Rules Search Taxpayer

Dashboard Returns English

### File Returns

Financial Year\* 2017-18 Return Filing Period\* August SEARCH

Indicates Mandatory Fields

#### Details of outward supplies of goods or services

GSTR1

Due Date - 20/09/2017

PREPARE ONLINE PREPARE OFFLINE

#### Auto Drafted details

GSTR2A

VIEW

#### Monthly Return

GSTR3B

Due Date - 20/09/2017

PREPARE ONLINE

© 2016-17 Goods and Services Tax Network Site Last Updated on Designed & Developed by GSTN

Site best viewed at 1024 x 768 resolution in Internet Explorer 10+, Google Chrome 49+, Firefox 45+ and Safari 6+

